



# 990 V

## Vestibule Lock



Legge's 990 V Vestibule Mortice Lock has been designed specifically to meet the requirements of the Australasian market. The 990 V is ideally suited for commercial, industrial, institutional and government buildings, where durability and security are of major importance. The 990 V has a high purity die cast zinc alloy case to provide rigidity and precision. Major internal components are made of either stainless steel or sintered steel/copper alloy to provide durability and strength.



## Features

- Multi-function case allows easy conversion of a vestibule lock function (inside handle free) to a combination lock function (both handles locked) by a simple external operation
- Reversible stainless steel latch adjusts for inwards/ outwards opening and left/right hand without case disassembly
- Standard lock suitable for doors 32mm to 50mm thick. Extended cylinders, spindles and strike plates available to accommodate thicker doors and wider jambs
- 990MF case will accept bolt-through fixing for 50.8mm diagonal and 38mm-41mm horizontal fixing door furniture
- Follower will accept 7.6mm-8mm furniture spindles, with no adjustment necessary
- A threaded pin is used for secure cylinder retention
- Designed to be compatible with most electric strikes

Warranties	
Mechanical	30 years
Finish	<a href="http://allegion.co.nz/finisheswarranty">allegion.co.nz/finisheswarranty</a>

# Specification guide

Function	Sub-function	Finish	Backset
Combination lock.....L9V	Vestibule lock.....V1(RH)/V2(LH) Exterior & exit lock.....V7(RH)/V8(LH) Storeroom lock.....V9(RH)/V10(LH) Single action lock.....V11(RH)/V12(LH) Vestibule lock.....V21(RH)/V22(LH) Anti-lockout Lock.....V25(RH)/V26(LH) Classroom lock.....V29(RH)/V30(LH) Office/classroom locking latch.....V31(RH)/V32(LH) Exterior & exit lock.....V41(RH)/V42(LH) Exterior & exit lock.....V49(RH)/V50(LH) Exit latch.....V55(RH)/V56(LH)	Satin Chrome Plate.....S  <b>Special Finishes:</b> Antique Bronze.....A Chrome Plate.....C Oil Rubbed Bronze.....ORB Polished Brass.....P Satin Black Chrome.....SBC Satin Brass.....SB Satin Black Unlacquered.....SBU	60mm.....standard 70mm.....70 89mm.....89 127mm.....127
1. Function	Select the desired function e.g. Vestibule lock.....		L9V
2. Sub-function	Select the required sub-function e.g. V31 Office/classroom locking latch.....		L9V31
3. Finish	Select the desired finish e.g. Satin chrome plate.....		L9V31SCP
4. Backset	Nominate non-standard backset if required e.g. 70mm.....		L9V31SCP70

## Finishes



**ABZ**

Antique Bronze



**CP**

Chrome Plate




**ORB**

Oil Rubbed  
Bronze



**PB**

Polished Brass



**SBC**

Satin Black  
Chrome



**SB/SBU**

Satin Brass/  
Unlacquered



**SCP**

Satin Chrome  
Plate

## Testing and Compliance



**Security:**

Rated S8 and SL8 for physical security, SC7-SC8 for cylinder security and K6 for keying security



**Corrosion:**

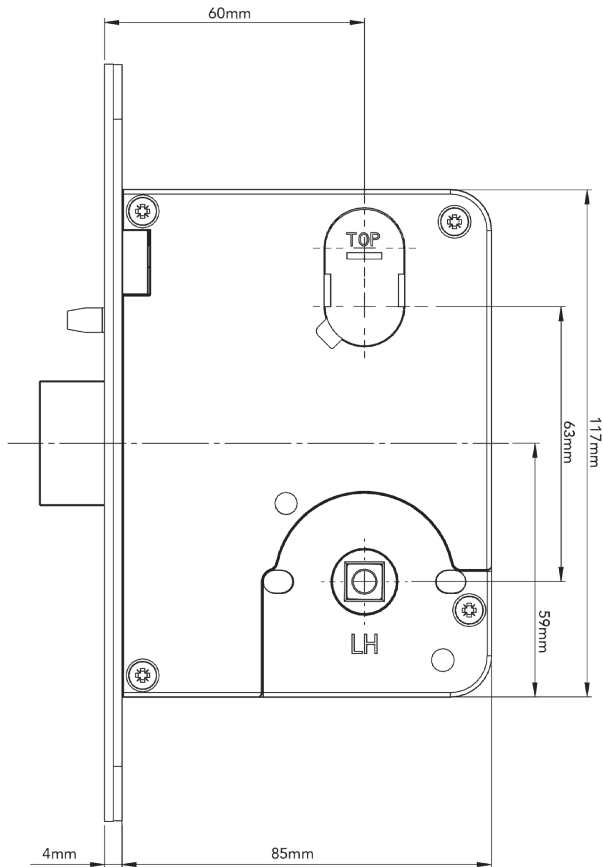
Rated C7 for corrosion



**Durability:**

Rated D8 for durability

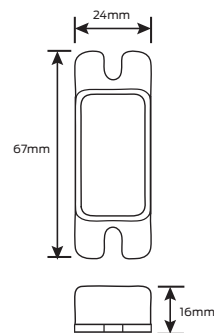
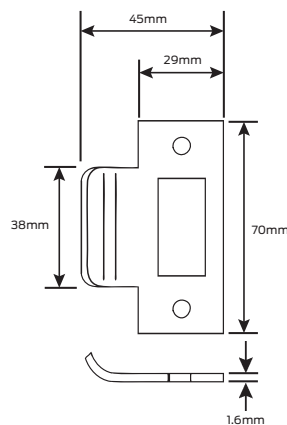
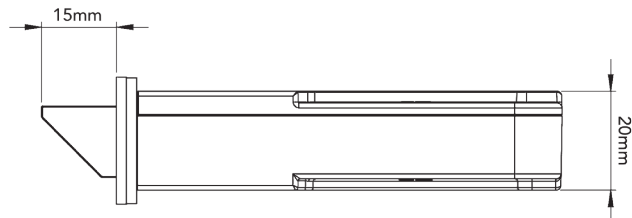
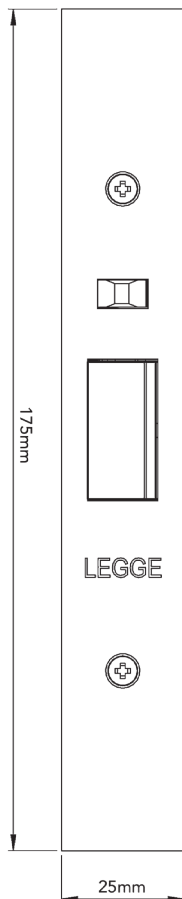
# Legge 990 V Vestibule Lock



- Key or turn locks or unlocks both handles simultaneously
- Automatic deadlocking by closing door
- Reversible bolt and function

## Specifications

<b>Door type</b>	Timber or metal
<b>Door thickness</b>	32mm to 50mm standard, extended cylinders, spindles and strike plates available to accommodate thicker doors
<b>Lock case</b>	High purity zinc alloy
<b>Outer forend</b>	Stainless steel or brass
<b>Inner forend</b>	Stainless steel
<b>Bolt</b>	Stainless steel
<b>Sub-bolt</b>	Stainless steel
<b>Spindles</b>	2 split spindles 32mm
<b>Strike plate</b>	Stainless steel or brass 45mm standard. 40mm, 50mm, 60mm, 70mm, 80mm & 90mm available
<b>Backsets</b>	60mm standard, 70mm, 89mm and 127mm available
<b>Key cylinder</b>	C4 6 Pin keyway standard, Schlage C6 pin keyway optional, Schlage SR1 Restricted keyway optional, Schlage Everest Open & Restricted keyways optional



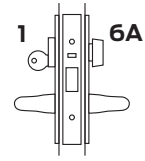
# Legge 990 V Series Vestibule Lock

## Sub-function

## Cams and adaptors

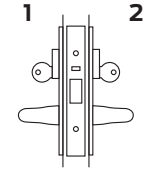
### V1 (RH) V2 (LH) - Vestibule lock

Outside: Key operates bolt at all times. Handle operative except when locked by inside turn  
Inside: Turn locks and unlocks outside handle. Handle always operative



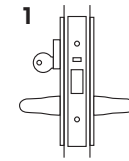
### V7 (RH) V8 (LH) - Exterior & exit lock

Outside: Key operates bolt at all times. Handle operative except when locked by inside key  
Inside: Key locks and unlocks outside handle. Handle always operative



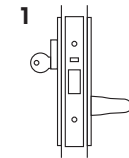
### V9 (RH) V10 (LH) - Storeroom lock

Outside: Key operates bolt at all times. Handle always inoperative  
Inside: Handle always operative



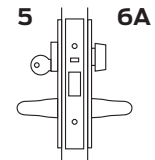
### V11 (RH) V12 (LH) - Single action lock

Outside: Key operates bolt at all times  
Inside: Handle always operative



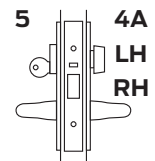
### V21 (RH) V22 (LH) - Vestibule lock

Outside: Operative except when locked by outside key or inside turn  
Inside: Turn locks and unlocks outside handle. Handle always operative



### V25 (RH) V26 (LH) - Anti-lockout Lock

Outside: Key locks and unlocks handle. Handle operative except when locked by outside key or inside turn.  
Closing door or operating inside handle will unlock mechanism and make the outside handle operative  
Inside: Turn locks and unlocks outside handle. Handle always operative



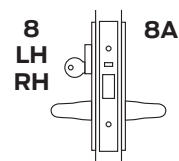
# Legge 990 V Series Vestibule Lock

## Sub-function

## Cams and adaptors

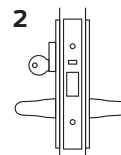
### V29 (RH) V30 (LH) - Classroom lock

Outside: Key locks and unlocks handle. The reverse turn of the key retracts the bolt.  
Handle operative except when locked by outside key  
Inside: Handle always operative



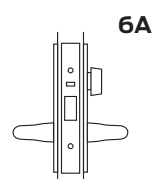
### V31 (RH) V32 (LH) - Office/classroom locking latch

Outside: Key locks and unlocks handle. Handle operative except when locked by outside key  
Inside: Handle always operative



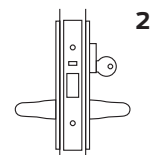
### V41 (RH) V42 (LH) - Exterior & exit lock

Outside: Handle operative except when locked by inside turn  
Inside: Turn locks and unlocks outside handle. Inside handle always operative



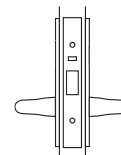
### V49 (RH) V50 (LH) - Exterior & exit lock

Outside: Handle operative except when locked by inside key  
Inside: Key locks and unlocks outside handle. Inside handle always operative

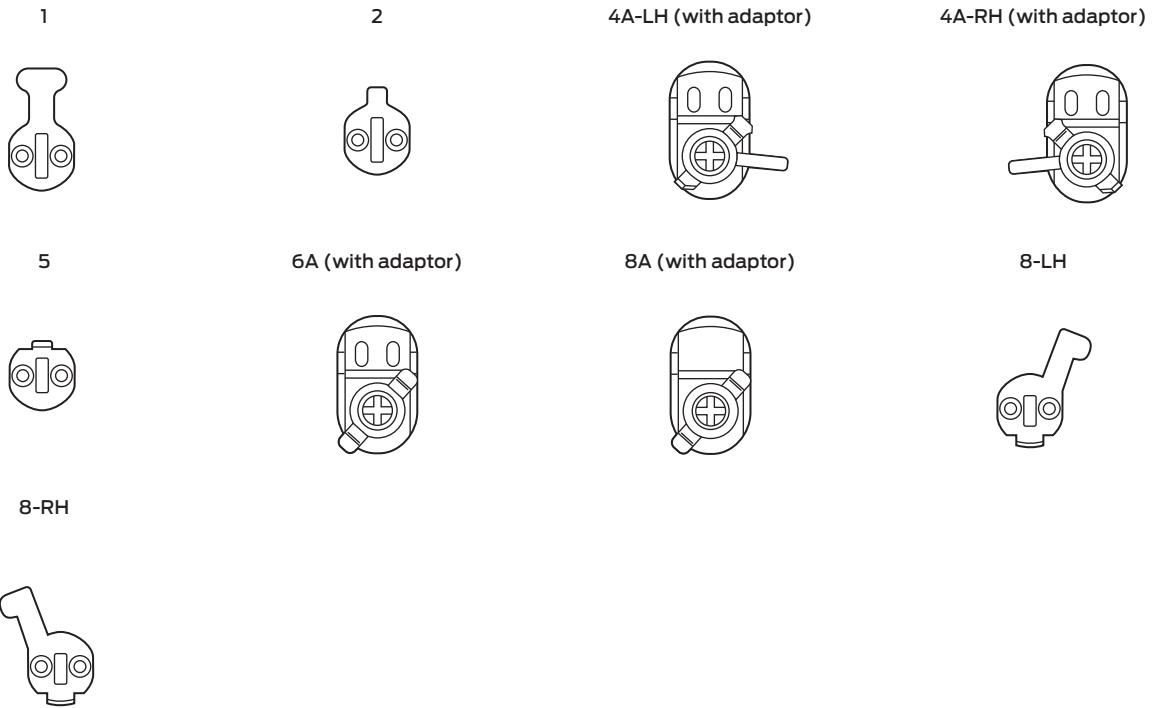


### V55 (RH) V56 (LH) - Exit latch

Outside: Handle always inoperative  
Inside: Handle always operative



# Legge 990 V Cams and Cam Adaptors

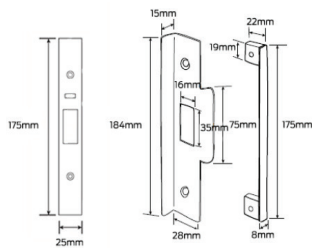


# Legge 990MF Series accessories

## R13 Rebate kit for V, C, N Series

This kit adapts latches and strikes for 13mm rebated door preparations

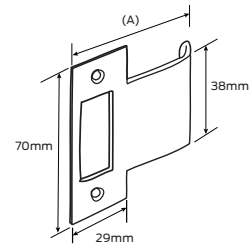
**Finishes:** Satin Stainless Steel or for special finishes available, refer to page 2



## Long lipped strike

Strikes for non-standard jambs. Available in 50mm, 60mm, 70mm, 80mm & 90mm (A)

**Finishes:** Satin Stainless Steel or for special finishes available, refer to page 2



## Short lipped strike

Strikes for non-standard jambs

**Finish:** Satin Stainless Steel or for special finishes available, refer to page 2

