



500 Series

Door furniture



The Legge commercial range of door furniture has been designed for use on commercial applications, including interior and exterior doors for retail, educational, governmental, medical and public buildings.

Legge commercial furniture should be specified where heavy duty and durable door furniture is essential.



Features

- Constructed of commercial grade quality components, with forged brass levers and plates
- Heavy duty spring provides a smooth, positive return action of the lever and eliminates droop extending the life of the product
- Furniture re-handed by simple relocation of lever using the screw stop block prior to installation
- Anti-vandal guard option available
- Anti-hang option available
- Suitable for use on fire door assemblies when used with fire rated locks and latches


Warranties	
Mechanical	30 years
Finish	allegion.co.nz/finisheswarranty

Specification guide

Function	Lever	Finish
refer following pages	refer following pages	Antique bronze A Chrome plate C Oil rubbed bronze ORB Polished brass P Polished brass unlacquered PU Satin chrome plate S Satin black chrome SBC Satin brass SB Satin brass unlacquered SBU

- Function**
 Select the desired function e.g. External cylinder hole L502
- Lever**
 Select the required lever design e.g. Renoir #52 L502/52
- Finish**
 Select the desired finish e.g. Satin chrome plate L502/52S

Finishes



Specifications

Door type	Timber or metal
Door thickness	32mm to 50mm (51mm to 75mm with optional extended screws)
Fixing centres	147.5mm
Plate height	168mm
Plate width	48mm
Plate thickness	11mm
Lever to cylinder centres	63.5mm
Spindle size	7.6mm
Compatible locks/latches	Legge 990MF Series mortice locks
Fixing	Back to back, external plates concealed fixing, screws supplied with exterior plates only, screw length 75mm, optional extended scw 100mm
Materials	Forged brass

Handing guide

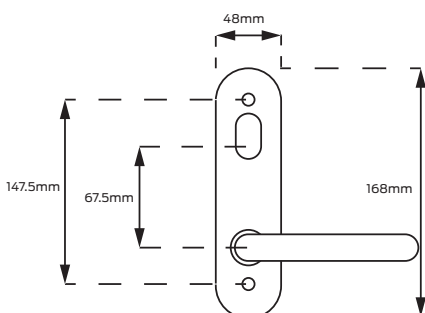
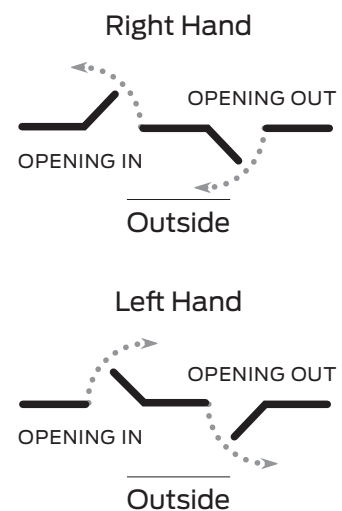
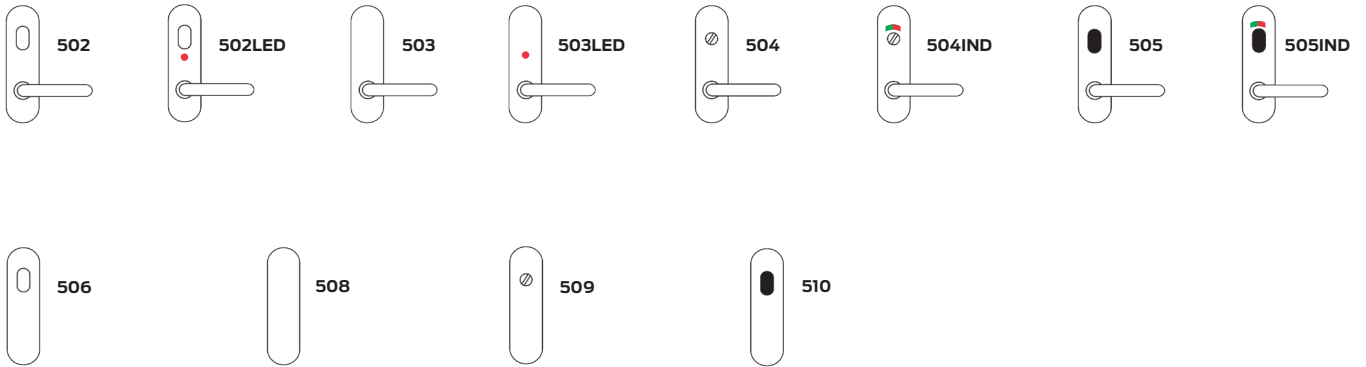
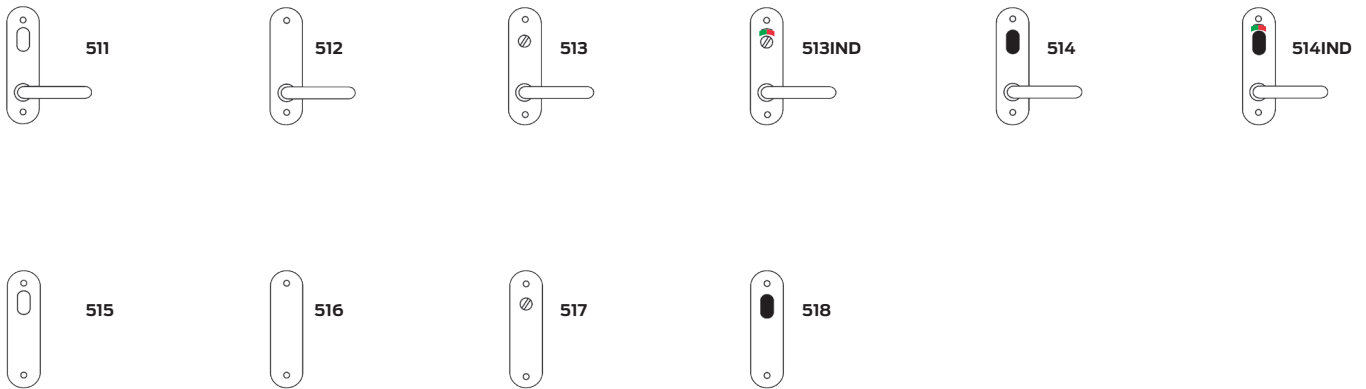


Plate Functions

External plates



Internal plates



Depicted in RH

Depicted in RH

Legend

Turn snib		LED	
Cylinder hole		Anti-ligature knob	
Emergency button		Indicating	
Accessible turn		Denotes handed product	

Testing and Compliance



Fire Rating:

Successfully tested on fire door assemblies in accordance with AS1905 Part1: Fire resistance doorsets. Check with fire door manufacturer prior to installation.



Accessibility:

Compliant to the AS 1428:1-2009 Design for Access and Mobility

Caution:

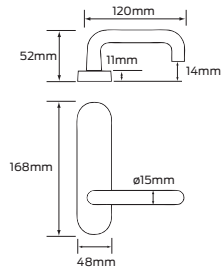
When door closers are installed and adjusted to meet reduced opening force requirements, there may be insufficient power to reliably close and latch the door, depending on prevailing operating conditions.

Note:

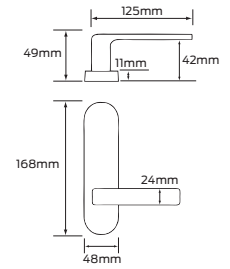
In areas of high wind pressure and/or air conditioning pressures, the LCN Automatic Door Operators are recommended.

Legge 500 Series levers

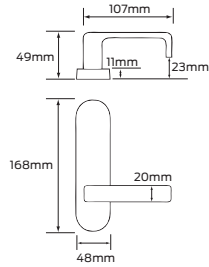
Alpha #29



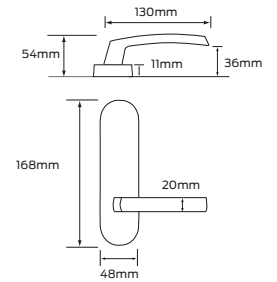
Angelo #57



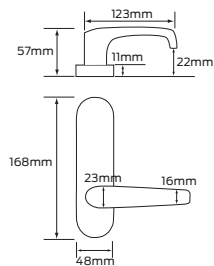
Bergen



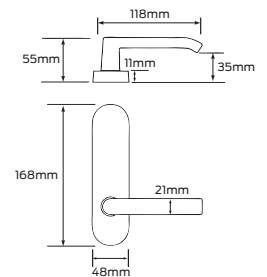
Cisa #59



Ergo #62



Leonardo #12



Legge 500 Series levers

Monet #50




Neptune



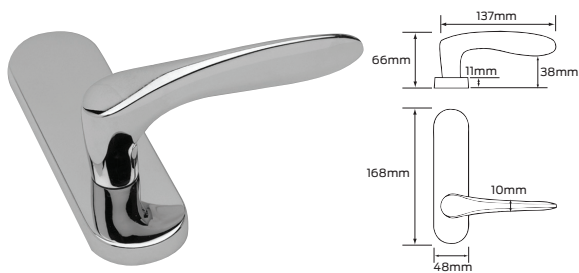
Omega



Renoir #52



Rubens #56



Legge 500 Series spare parts

Triwing security screws

