



# 990 D

## Deadlock

Legge's 990 D Deadlock Mortice Lock has been designed specifically to meet the requirements of the Australasian market. The 990 D is ideally suited for commercial, industrial, institutional and government buildings, where durability and security are of major importance. The 990 D has a high purity die cast zinc alloy case to provide rigidity and precision. Major internal components are made of either stainless steel or sintered steel/copper alloy to provide durability and strength.



## Features

- Simple design allows for key or turn to throw or retract deadbolt in several combinations for all your locking needs
- Standard lock suitable for doors 32mm to 50mm thick. Extended cylinders available to accommodate thicker doors
- A threaded pin is used for secure cylinder retention



Warranties	
Mechanical	30 years
Finish	<a href="http://allegion.co.nz/finisheswarranty">allegion.co.nz/finisheswarranty</a>

# Specification guide

Function	Sub-function	Finish	Backset
Deadlock.....L9D	Entry deadlock.....D1 Double cylinder deadlock.....D3 Lock-up shop deadlock.....D5 Exit deadlock.....D7 Institutional deadlock.....D9(RH)/D10(LH) Escape deadlock.....D11(RH)/D12(LH)	Satin Chrome Plate.....S <b>Special Finishes:</b> Antique Bronze.....A Chrome Plate.....C Oil Rubbed Bronze.....ORB Polished Brass.....P Satin Black Chrome.....SBC Satin Brass.....SB Satin Black Unlacquered.....SBU	60mm.....standard

1. Function  
Select the desired function e.g. Deadlock ..... L9D
2. Sub-function  
Select the required sub-function e.g. D1 Entry Deadlock ..... L9D1
3. Finish  
Select the desired finish e.g. Satin chrome plate ..... L9DIS

## Finishes



**ABZ**

Antique Bronze



**CP**

Chrome Plate




**ORB**

Oil Rubbed  
Bronze



**PB**

Polished Brass



**SBC**

Satin Black  
Chrome



**SB/SBU**

Satin Brass/  
Unlacquered



**SCP**

Satin Chrome  
Plate

## Testing and Compliance



**Security:**

Rated S8 and SL8 for physical security, SC7-SC8 for cylinder security and K6 for keying security



**Corrosion:**

Rated C7 for corrosion

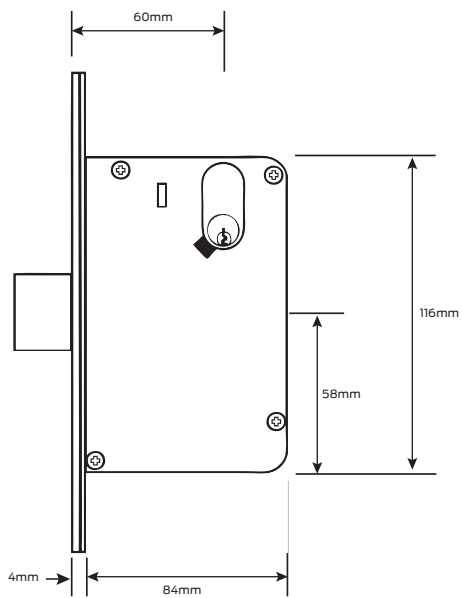


**Durability:**

Rated D8 for durability

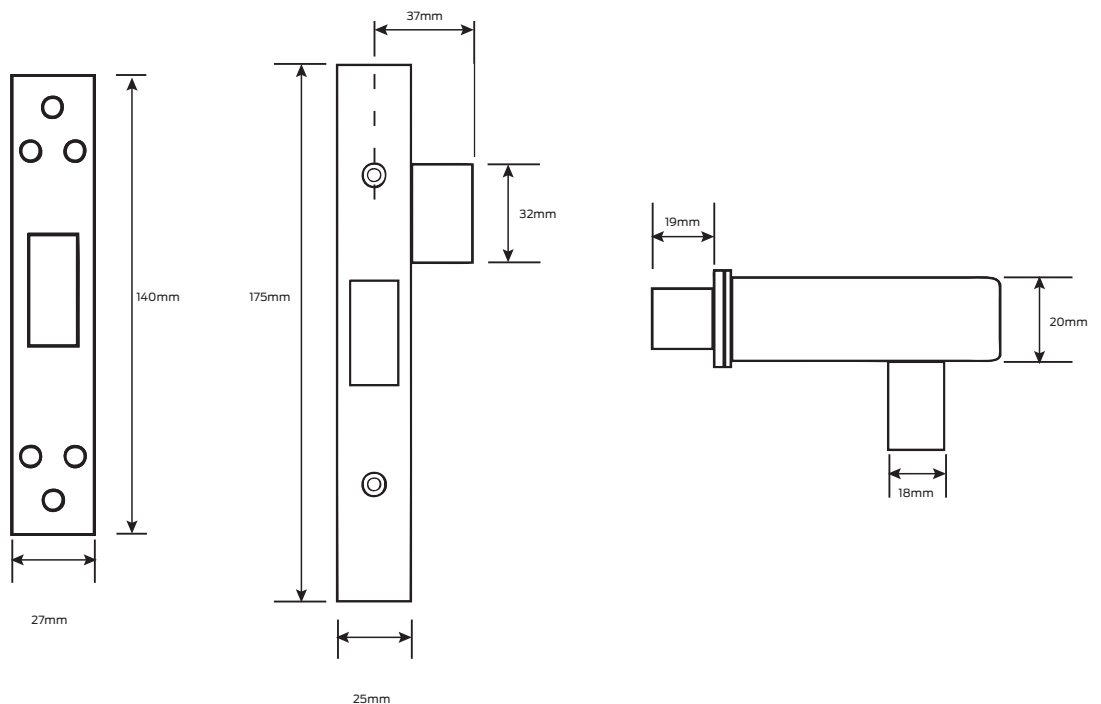
# Legge 990 D Deadlock

- Deadbolt operated by key or turn



## Specifications

<b>Door type</b>	Timber or metal
<b>Door thickness</b>	32mm to 50mm standard. Extended cylinders available to accommodate thicker doors
<b>Lock case</b>	High purity zinc alloy
<b>Outer forend</b>	Stainless steel or brass
<b>Inner forend</b>	Stainless steel
<b>Bolt</b>	One piece sintered stainless steel
<b>Strike plate</b>	Stainless steel or brass
<b>Backset</b>	60mm
<b>Key cylinder</b>	C4 6 pin keyway standard, Schlage C6 pin keyway optional, Schlage E6 pin keyway optional, Schlage Everest D keyway optional

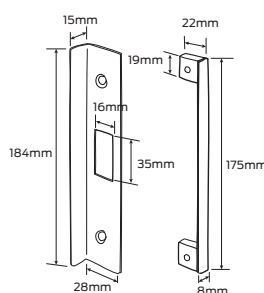


# Legge 990 D Deadlock accessories

## DR13 Rebate kit for D Series

This kit adapts bolts and strikes for 13mm rebated door preparations

**Finishes:** Satin Stainless Steel or for special finishes available, refer to page 2



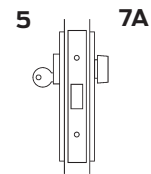
# Legge 990 D Deadlock

## Sub-function

## Cams and adaptors

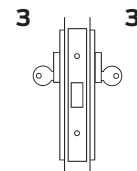
### D1 - Entry deadlock

Outside: Key operates bolt  
 Inside: Turn operates bolt



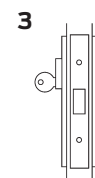
### D3 - Double cylinder deadlock

Outside: Key operates bolt  
 Inside: Key operates bolt



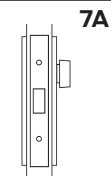
### D5 - Lock-up shop deadlock

Outside: Key operates bolt



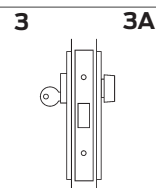
### D7 - Exit deadlock

Inside: Turn operates bolt



### D11 (RH) D12 (LH) - Escape deadlock

Outside: Key operates bolt  
 Inside: Turn retracts bolt only, turn cannot throw bolt



# Legge 990 D Cams and Cam Adaptors

3



3a



5



7a

