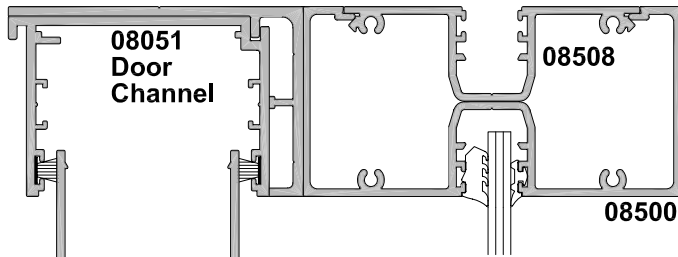


**CROSS SECTIONS**

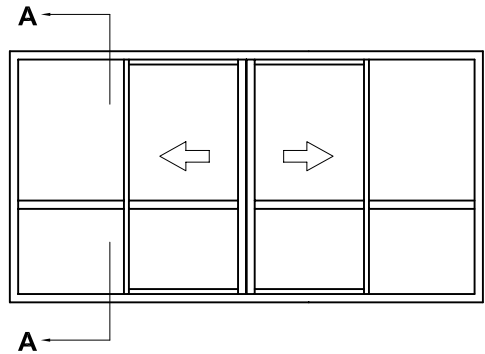
Date 01.11.09 Scale 1:2

**08050**  
Door Channel  
Mounting Bracket



08060

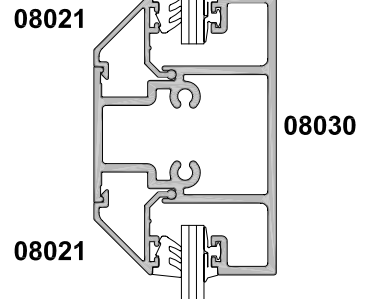
SECTION A-A



08022



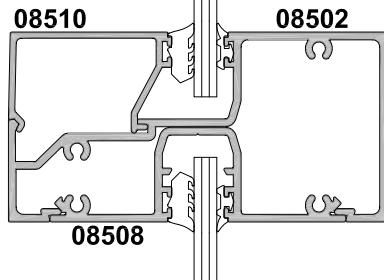
**74 MM VISION RAIL  
TO SUIT 40MM TRANSOM**



08021

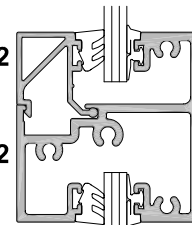


**08031**  
50mm  
Sloped  
Vision  
Rail



08022

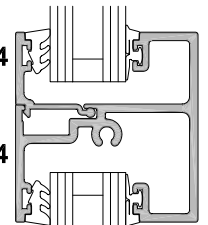
08032



**50MM SQUARE  
VISION RAIL**

08024

08034

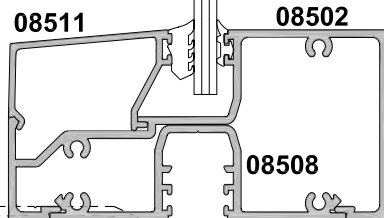


**50MM D/G  
VISION RAIL**

08021



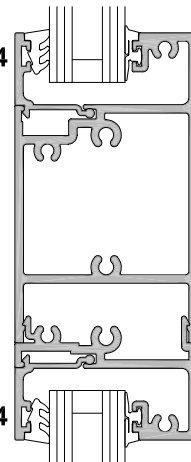
08060



**08048**  
Stepped Threshold  
across opening

08024

08024



08025

08028

**VISION RAIL OPTIONS  
STANDARD**

**08058**