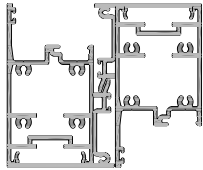
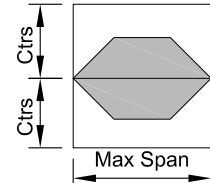


METRO SERIES, DOUBLE HUNG

SPAN TABLES

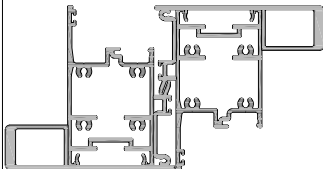
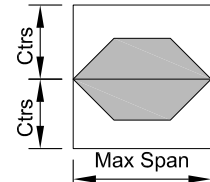
Date 05.11.19 Scale NTS

Extrusion: 01319/01309
Description: Sash Interlocker



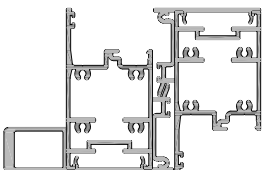
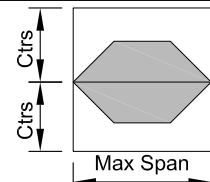
Centres	Spans for each wind zone				
	Low	Medium	High	Very High	Extra High
500	2910	2910	2905	2671	2507
600	2910	2910	2740	2521	2367
700	2910	2910	2611	2404	2258
800	2910	2815	2508	2310	2172
900	2910	2717	2423	2234	2102
1000	2892	2636	2353	2172	2045
1200	2748	2510	2247	2079	1962
1400	2643	2420	2175	2018	1909
1600	2567	2357	2127	1981	1879
1800	2514	2316	2099	1962	1866
2000	2478	2291	2087	1958	1866

Extrusion: 01310/01309
Description: Sash Interlocker Heavy Duty



Centres	Spans for each wind zone				
	Low	Medium	High	Very High	Extra High
500	2910	2910	2910	2910	2910
600	2910	2910	2910	2910	2910
700	2910	2910	2910	2910	2910
800	2910	2910	2910	2910	2910
900	2910	2910	2910	2910	2910
1000	2910	2910	2910	2910	2826
1200	2910	2910	2910	2855	2687
1400	2910	2910	2910	2744	2586
1600	2910	2910	2876	2663	2513
1800	2910	2910	2806	2604	2463
2000	2910	2910	2756	2564	2430

Extrusion: 01319/01310/01309
Description: Sash Interlocker



Centres	Spans for each wind zone				
	Low	Medium	High	Very High	Extra High
500	2910	2910	2910	2910	2910
600	2910	2910	2910	2910	2910
700	2910	2910	2910	2910	2777
800	2910	2910	2910	2838	2666
900	2910	2910	2910	2740	2575
1000	2910	2910	2883	2657	2499
1200	2910	2910	2740	2530	2382
1400	2910	2910	2636	2439	2301
1600	2910	2851	2561	2375	2245
1800	2910	2783	2508	2332	2210
2000	2910	2734	2472	2307	2191

Spans are the maximum calculated allowable, based on NZS4211:2008, which requires that the member deflection at serviceability wind pressure (SWP) shall not exceed 1/200 of the span. Box width should not exceed 3000mm. Maximum Panel weight of 100Kg. Hardware and