


# Hinged and French Doors




Hinged door frame - open-out.

## Key Features


- Rebated meeting stiles give a flush appearance where French doors overlap and provide superior weathering
- Open-out and open-in frames available
- Bottom rails are larger than top rails and can be doubled in height for a true hinged door or French door proportion
- Sightline adaptors are available for adjoining sidelights
- French door flush bolts are concealed from view in the leading edge of the 'lazy' door panel
- Parliament hinges are available which allow recessed doors to open a full 180° if preferred
- Overlights and sidelights are possible
- Multi-point locking available with Miro hardware
- Generous 24mm weather cover on frame.



Hinged door frame - open-in.



Open-out hinged door sidelight mullion and interior sightline adaptor (right).



French door meeting stiles.



Open-in hinged door and sidelight on right.

## Specifications

### Dimensions

Recommended maximum panels of 2400mm high and 900mm wide

### Maximum Glass Thickness

32mm IGU

### Thermal Values

U-value 3.920 R-value 0.255

### Performance

Tested to Very High wind zone

## Design Considerations

- Smartwood products need sealing after installation with an appropriate finish e.g. oiled, varnished, stained or painted - regular care and restoration recommended
- Single panels ideal as utility doors
- Open-in frame available but open-out applications will generally be preferred for utility and French doors.

