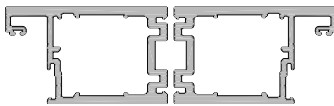
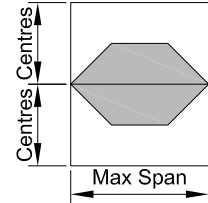


**APL ARCHITECTURAL SERIES
BI-FOLD DOOR**

SPAN TABLES

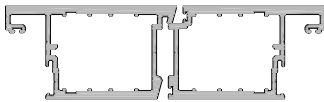
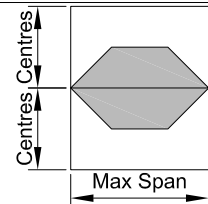
Date 01.08.18 Scale NTS

**Extrusion: 08725 / 08725
Description: Bi-fold Door Stiles**



Centres	Spans for each wind zone				
	Low	Medium	High	Very High	Extra High
600	4010*	3646*	3242	2982	2799
700	3815*	3470	3087	2840	2667
800	3656*	3326	2961	2726	2561
900	3524	3207	2857	2632	2474
1000	3412	3107	2770	2554	2402

**Extrusion: 08726 / 08727
Description: French Door Stiles**



Centres	Spans for each wind zone				
	Low	Medium	High	Very High	Extra High
600	3928*	3572	3176	2921	2742
700	3738*	3400	3025	2783	2613
800	3582	3259	2902	2671	2510
900	3453	3143	2800	2580	2425
1000	3343	3045	2716	2504	2355

Spans are the maximum calculated allowable, based on NZS4211:2008, which requires that the member deflection at serviceability wind pressure (SWP) shall not exceed 1/200 of the span. Hardware and componentry may further restrict the spans. For advice we recommend you contact APL Technical Advisory Service