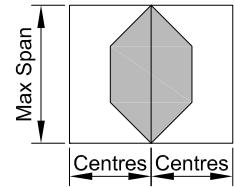
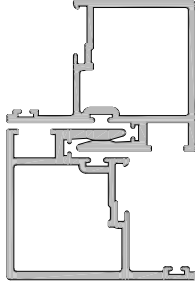


**APL ARCHITECTURAL SERIES
SLIDING WINDOW**

SPAN TABLES

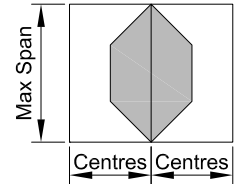
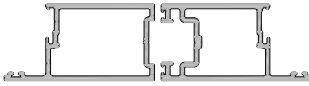
Date 01.08.18 Scale NTS

**Extrusion: 08747 / 08773
Description: Interlocker Mullion**



Centres	Spans for each wind zone				
	Low	Medium	High	Very High	Extra High
800	2764	2518	2244	2069	1946
900	2669	2432	2171	2004	1886
1000	2589	2362	2112	1951	1838
1100	2523	2304	2063	1909	1801
1300	2419	2215	1991	1848	1749
1500	2346	2156	1946	1814	1721
1700	2297	2118	1922	1798	1712
1900	2266	2098	1914	1796	1712
2100	2251	2092	1914	1796	1712
2300	2248	2092	1914	1796	1712
2500	2248	2092	1914	1796	1712

**Extrusion: 08901 / 08911
Description: Four Panel Closer Stiles**



Centres	Spans for each wind zone				
	Low	Medium	High	Very High	Extra High
800	2547	2320	2070	1909	1796
900	2461	2244	2005	1851	1744
1000	2389	2181	1952	1805	1702
1100	2330	2130	1910	1769	1670
1300	2240	2054	1849	1719	1629
1500	2178	2004	1814	1694	1610
1700	2139	1976	1799	1687	1608
1900	2118	1965	1797	1687	1608
2100	2111	1964	1797	1687	1608
2300	2111	1964	1797	1687	1608
2500	2111	1964	1797	1687	1608

Spans are the maximum calculated allowable, based on NZS4211:2008, which requires that the member deflection at serviceability wind pressure (SWP) shall not exceed 1/200 of the span. Hardware and componentry may further restrict the spans. For advice we recommend you contact APL Technical Advisory Service