SLIDING DOOR SPAN TABLES

Cad Ref. SSD10-0 **Scale** NTS **Date** 01.06.11

Extrusion: 07826 / 07826 / Timber Profile 1
Description: Four Panel Closer Stiles

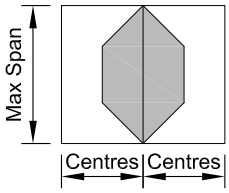

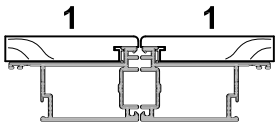

	Spans for each wind zone			
Centres	Low	Medium	High	Very High
500	3222	2945	2629	2418
1000	2592	2376	2130	1966
1500	2306	2120	1909	1769
2000	2137	1976	1821	1715

Extrusion: 07827 / 07827 / Timber Profile 1
Description: Four Panel Closer Stiles

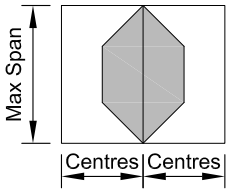

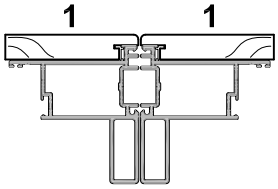

	Spans for each wind zone			
Centres	Low	Medium	High	Very High
500	4874	4452	3971	3649
1000	3832	3560	3181	2927
1500	3428	3140	3088	2594
2000	3146	2886	2592	2395

Extrusion: 07805 / 07836 / Timber Profile 1,45
Description: Duo Interlocker Stiles

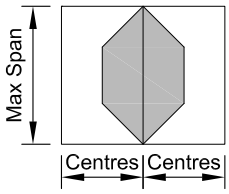

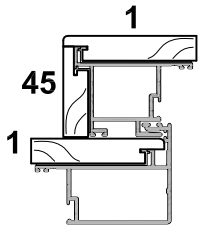

	Spans for each wind zone			
Centres	Low	Medium	High	Very High
500	3465	3156	2804	2582
1000	2783	2541	2266	2093
1500	2470	2261	2026	1877
2000	2284	2097	1908	1787

Spans are the maximum calculated allowable, based on NZS4211:2008, which requires that the member deflection at serviceability wind pressure (SWP) shall not exceed 1/200 of the span. Hardware and componentry may further restrict the spans.
For advice we recommend you contact APL Technical Advisory Service

Product Manual 2011:1 © Architectural Profiles Ltd. NB. Technical specifications subject to change without notice.

SLIDING DOOR SPAN TABLES

Cad Ref. SSD11-0 **Scale** NTS **Date** 01.06.11

Extrusion: 07836 / 07837 / Timber Profile 1, 45
Description: Duo Interlocker Stiles

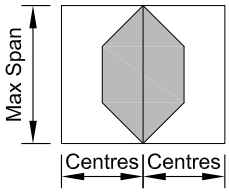

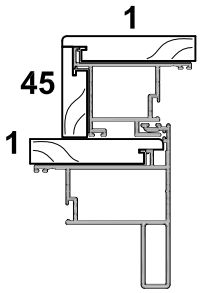

	Spans for each wind zone			
Centres	Low	Medium	High	Very High
500	5124	4663	4140	3808
1000	4089	3726	3313	3052
1500	3599	3284	2927	2702
2000	3299	3016	2695	2492

Extrusion: 07803 / 07805 Timber Profile 1 & 5
Description: Interlocker Mullion & Stile

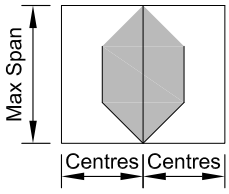

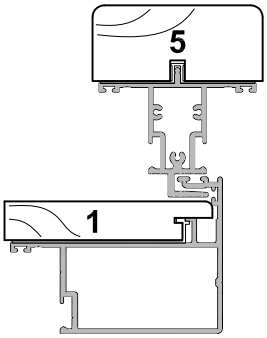

	Spans for each wind zone			
Centres	Low	Medium	High	Very High
500	3299	3005	2670	2459
1000	2653	2422	2162	1997
1500	2358	2160	1936	1796
2000	2184	2006	1837	1725

Extrusion: 07803 / 07805 Timber Profile 1 & 6
Description: Interlocker Mullion & Stile

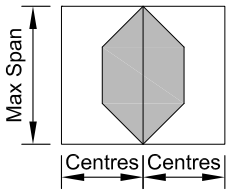

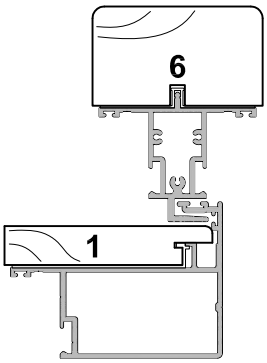

	Spans for each wind zone			
Centres	Low	Medium	High	Very High
500	3406	3101	2756	2537
1000	2736	2498	2228	2058
1500	2430	2225	1994	1848
2000	2248	2065	1879	1765

Spans are the maximum calculated allowable, based on NZS4211:2008, which requires that the member deflection at serviceability wind pressure (SWP) shall not exceed 1/200 of the span. Hardware and componentry may further restrict the spans.
For advice we recommend you contact APL Technical Advisory Service

Product Manual 2011:1 © Architectural Profiles Ltd. NB. Technical specifications subject to change without notice.

SLIDING DOOR SPAN TABLES

Cad Ref. SSD12-0 **Scale** NTS **Date** 01.06.11

Extrusion: 07803 / 07805 Timber Profile 1 & 7
Description: Interlocker Mullion & Stile

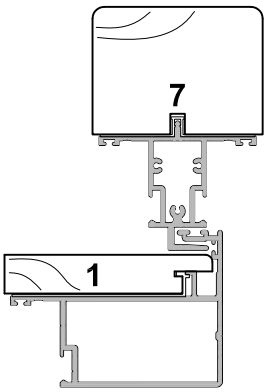

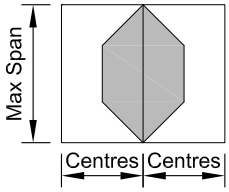

	Spans for each wind zone			
Centres	Low	Medium	High	Very High
500	3604	3281	2915	2684
1000	2892	2639	2353	2172
1500	2563	2346	2100	1945
2000	2368	2173	1962	1843

Extrusion: 07803 / 07805 Timber Profile 1 & 23
Description: Interlocker Mullion & Stile

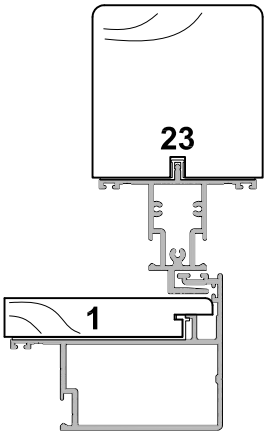

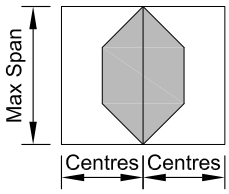

	Spans for each wind zone			
Centres	Low	Medium	High	Very High
500	4068	3703	3289	3026
1000	3257	2970	2645	2439
1500	2878	2631	2351	2174
2000	2651	2428	2178	2019

Extrusion: 07803 / 07837 / Timber Profile 1,5
Description: Interlocker Mullion & Stile

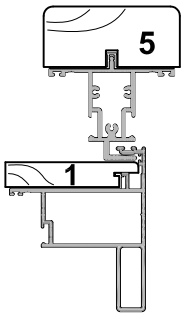

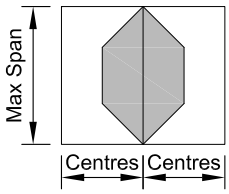

	Spans for each wind zone			
Centres	Low	Medium	High	Very High
500	5052	4598	4082	3754
1000	4032	3674	3268	3010
1500	3550	3239	2888	2666
2000	3255	2975	2659	2460

Spans are the maximum calculated allowable, based on NZS4211:2008, which requires that the member deflection at serviceability wind pressure (SWP) shall not exceed 1/200 of the span. Hardware and componentry may further restrict the spans.
For advice we recommend you contact APL Technical Advisory Service

Product Manual 2011:1 © Architectural Profiles Ltd. NB. Technical specifications subject to change without notice.

SLIDING DOOR SPAN TABLES

Cad Ref. SSD13-0 **Scale** NTS **Date** 01.06.11

Extrusion: 07811 / Timber Profile 5
Description: Transom

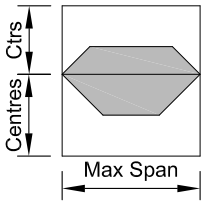

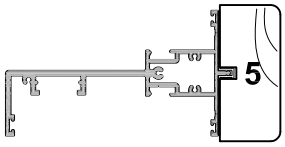

	Spans for each wind zone			
Centres	Low	Medium	High	Very High
1800 / 500	3718	3391	3022	2788
1900 / 500	3670	3349	2985	2755
2000 / 500	3625	3309	2950	2724
2100 / 500	3583	3271	2917	2694

Extrusion: 07811 / Timber Profile 6
Description: Transom

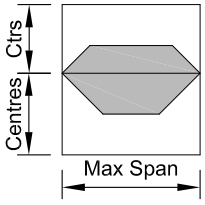

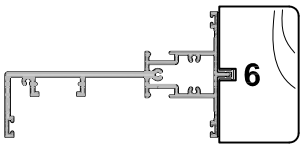

	Spans for each wind zone			
Centres	Low	Medium	High	Very High
1900 / 500	3707	3382	3015	2782
2000 / 500	3662	3342	2979	2751
2100 / 500	3619	3303	2946	2721
2200 / 500	3578	3267	2915	2693

Extrusion: 07811 / Timber Profile 7
Description: Transom

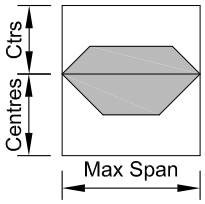

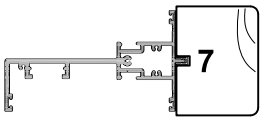

	Spans for each wind zone			
Centres	Low	Medium	High	Very High
2100 / 500	3691	3369	3004	2774
2200 / 500	3649	3332	2972	2745
2300 / 500	3610	3297	2942	2718
2400 / 500	3573	3263	2913	2692

Spans are the maximum calculated allowable, based on NZS4211:2008, which requires that the member deflection at serviceability wind pressure (SWP) shall not exceed 1/200 of the span. Hardware and componentry may further restrict the spans.
For advice we recommend you contact APL Technical Advisory Service

Product Manual 2011:1 © Architectural Profiles Ltd. NB. Technical specifications subject to change without notice.

SLIDING DOOR SPAN TABLES

Cad Ref. SSD14-0 **Scale** NTS **Date** 01.06.11

Extrusion: 07811 / Timber Profile 23
Description: Transom

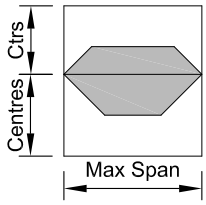

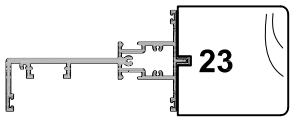

	Spans for each wind zone			
Centres	Low	Medium	High	Very High
2300 / 500	3790	3460	3086	2850
2400 / 500	3751	3425	3055	2822
2500 / 500	3713	3391	3026	2796
2600 / 500	3677	3359	2999	2771

Extrusion: 07811 / Timber Profile 5
Description: Mullion

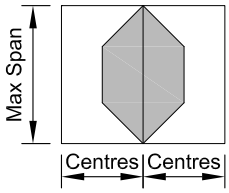

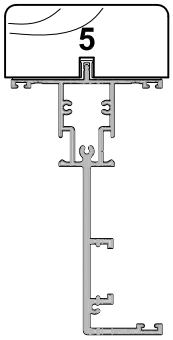

	Spans for each wind zone			
Centres	Low	Medium	High	Very High
500	4850	4414	3919	3605
1000	3873	3529	3139	2893
1500	3412	3114	2777	2564
2000	3130	2863	2560	2369

Extrusion: 07811 / Timber Profile 6
Description: Mullion

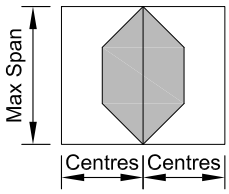

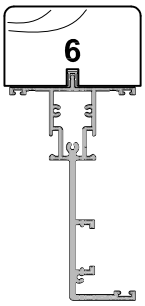

	Spans for each wind zone			
Centres	Low	Medium	High	Very High
500	4900	4460	3959	3642
1000	3912	3565	3171	2922
1500	3446	3145	2805	2589
2000	3161	2891	2584	2391

Spans are the maximum calculated allowable, based on NZS4211:2008, which requires that the member deflection at serviceability wind pressure (SWP) shall not exceed 1/200 of the span. Hardware and componentry may further restrict the spans.
For advice we recommend you contact APL Technical Advisory Service

Product Manual 2011:1 © Architectural Profiles Ltd. NB. Technical specifications subject to change without notice.

SLIDING DOOR SPAN TABLES

Cad Ref. SSD15-0 **Scale** NTS **Date** 01.06.11

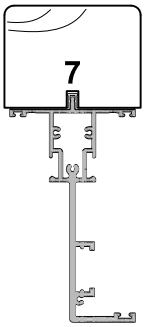

Extrusion: 07811 / Timber Profile 7
Description: Mullion

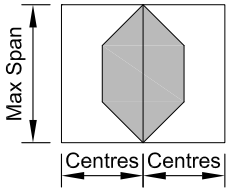

	Spans for each wind zone			
Centres	Low	Medium	High	Very High
500	5000	4551	4040	3716
1000	3992	3637	3235	2980
1500	3515	3207	2860	2640
2000	3223	2947	2634	2436

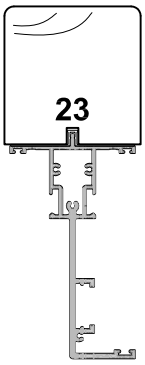

Extrusion: 07811 / Timber Profile 23
Description: Mullion

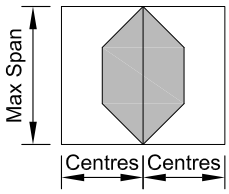

	Spans for each wind zone			
Centres	Low	Medium	High	Very High
500	5258	4785	4248	3907
1000	4195	3822	3398	3130
1500	3691	3368	3001	2769
2000	3382	3091	2761	2553

Spans are the maximum calculated allowable, based on NZS4211:2008, which requires that the member deflection at serviceability wind pressure (SWP) shall not exceed 1/200 of the span. Hardware and componentry may further restrict the spans.
For advice we recommend you contact APL Technical Advisory Service