

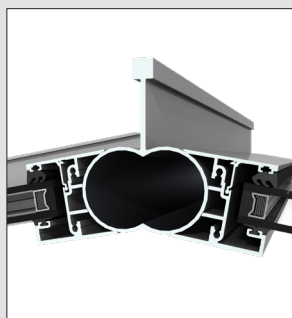
Overhead Glazing Systems




Fixed skylight with small fin rafter (right).

Key Features

- For commercial and residential applications
- Glazing bars retain glass in sloping positions
- A range of overhead glazing configurations is possible including lean-to, ridge line, double pitch and pyramid structures
- Bars with a drainage system and a condensation drainage system are available
- A glazing cap system for timber rafters is available
- Opening roof windows are available (see also section 3.9 ThermalHEART Roof Windows)
- A non-thermally broken opening roof window can be set within surrounding glazing bars.



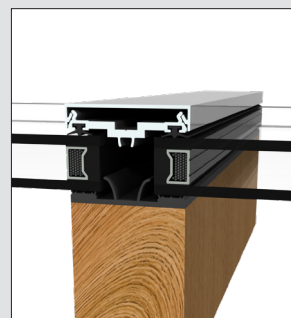
Double pitch ridge skylight.



Glazing bar with condensation collection and interior stiffener.



Frame detail with condensation collection.



Overhead glazing bar for timber rafters.

Specifications

Dimensions

Dependent on glazing bar choice, wind loadings, span limitations, glazing bar spacing and glass thickness. An engineer's report may be required

Maximum Glass Thickness

Single glazing up to 15mm may be possible or 20-24mm IGU depending on the system

Thermal Values

Consult APL Technical Department

Performance

Consult APL Technical Department

Design Considerations

- To minimise condensation double glazing is recommended in most applications
- A minimum pitch of 5° is required to allow water to run off the glass
- Self-cleaning exterior glass panes should be considered
- With appropriate rafter support glazing bars are capable of glazing a whole building envelope such as an atrium.