



100mm, 125mm and 150mm Flushglaze Systems



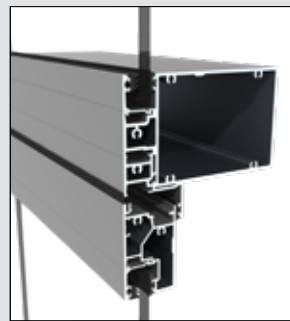
100mm Flushglaze sill and transom (single glaze) with sill flashing shown.




100mm Flushglaze mullion (double glaze).



Flushglaze sun fin.



125mm Flushglaze transom and sash.



150mm Flushglaze seismic sill.

Key Features

- Suitable for shopfront and medium rise commercial applications
- Three systems with different levels of performance available
- Glazing is near flush with the outside face reducing the visual effect of aluminium as viewed from the outside
- Provision can be made for seismic and thermal movement
- Can incorporate matching opening sashes, including an unobtrusive structurally glazed sash
- Includes internal drainage which allows this system to be used with confidence on multi-storey buildings
- Single and double glazing options including mixed within the same façade
- Sun control fins can be applied to the outside of transoms to aid solar control and accentuate the horizontal line
- Can be used as a strip curtain wall system and can be structurally glazed vertically to minimise the impact of aluminium beads
- Structural glazed mullions can be included in the system.

Specifications

Dimensions

Capable of a range of spans depending on aspect ratio, mullion spacing and wind pressure. Consult your manufacturer for specific information

Maximum Glass Thickness

Single glazing 12mm and 30mm IGU - system dependent

Thermal Values

Consult APL Technical Department

Performance

Tested to Extra High / Specific Design wind zones. Projects may require project specific testing

Design Considerations

- Flushglaze systems are generally pre-assembled in sections at the factory and joined and sealed on site
- Two-piece mullions and transoms facilitate practical transportation of pre-fabricated sub-assemblies
- Shop drawings can be supplied when specified
- Project-specific flashings and brackets are often required and are supplied by the window manufacturer
- Compatible with Magnum commercial doors
- Opening windows can be included in the façade.