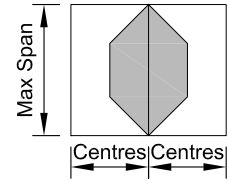
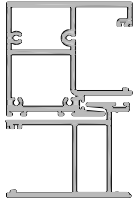
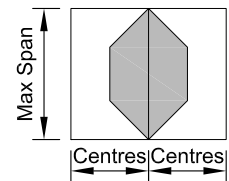


Extrusion: 02636/02635
Description: Locker & Keeper Stiles



Centres	Spans for each wind zone				
	Low	Medium	High	Very High	Extra High
400	2870	2609	2320	2133	2002
500	2670	2428	2160	1988	1866
600	2520	2293	2042	1880	1767
700	2403	2188	1951	1798	1691
800	2309	2105	1879	1735	1633
900	2233	2038	1823	1685	1588

Extrusion: 02618/02632
Description: Interlocker Stiles



Centres	Spans for each wind zone				
	Low	Medium	High	Very High	Extra High
400	3000	3000	3000	2884	2706
500	3000	3000	2918	2683	2518
600	3000	3000	2753	2532	2378
700	3000	2947	2623	2415	2268
800	3000	2828	2519	2320	2181
900	2996	2729	2434	2244	2111

Spans are the maximum calculated allowable, based on NZS4211:2008, which requires that the member deflection at serviceability wind pressure (SWP) shall not exceed 1/200 of the span. Hardware and componentry may further restrict the spans. For advice we recommend you contact APL Technical Advisory Service