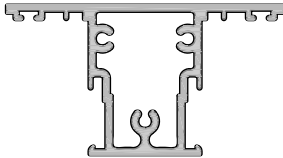
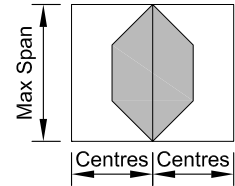
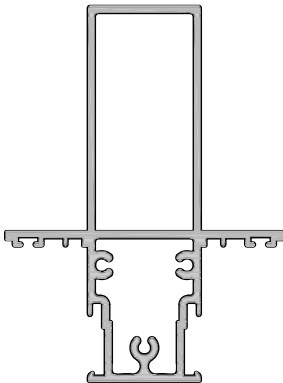
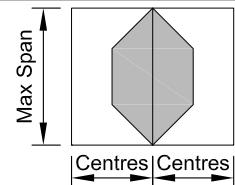


Extrusion: 08610
Description: Mullion



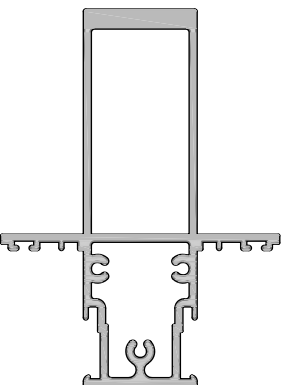
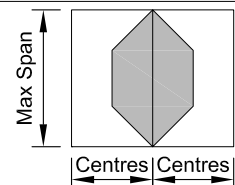
Centres	Spans for each wind zone				
	Low	Medium	High	Very High	Extra High
1000	1768	1621	1458	1355	1283
1100	1733	1592	1437	1339	1270
1200	1707	1571	1423	1329	1264
1300	1687	1557	1415	1326	1263
1400	1673	1548	1412	1325	1263
1500	1664	1544	1412	1325	1263
1600	1659	1543	1412	1325	1263
1700	1659	1543	1412	1325	1263
1800	1659	1543	1412	1325	1263
1900	1659	1543	1412	1325	1263
2000	1659	1543	1412	1325	1263

Extrusion: 08611
Description: Mullion



Centres	Spans for each wind zone				
	Low	Medium	High	Very High	Extra High
1000	3231	2943	2625	2421	2278
1100	3141	2864	2557	2360	2222
1200	3065	2796	2500	2310	2177
1300	2998	2738	2451	2268	2140
1400	2941	2689	2411	2233	2109
1500	2891	2646	2377	2205	2085
1600	2848	2610	2349	2182	2066
1700	2811	2580	2326	2164	2051
1800	2780	2554	2307	2150	2041
1900	2753	2533	2293	2141	2035
2000	2730	2517	2283	2135	2033

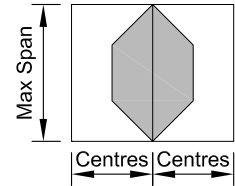
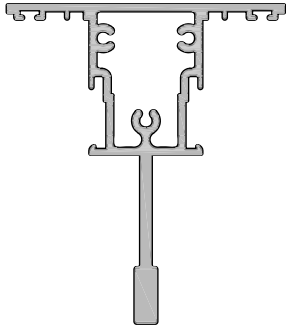
Extrusion: 08612
Description: Mullion



Centres	Spans for each wind zone				
	Low	Medium	High	Very High	Extra High
1000	3558	3240	2887	2661	2502
1100	3457	3150	2810	2592	2439
1200	3370	3072	2744	2533	2385
1300	3294	3006	2688	2484	2341
1400	3228	2948	2640	2442	2304
1500	3170	2898	2599	2407	2273
1600	3120	2855	2564	2378	2248
1700	3076	2818	2535	2354	2228
1800	3038	2786	2511	2335	2213
1900	3004	2759	2491	2320	2201
2000	2976	2737	2475	2309	2194

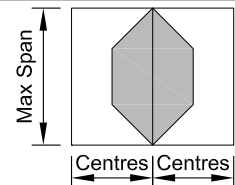
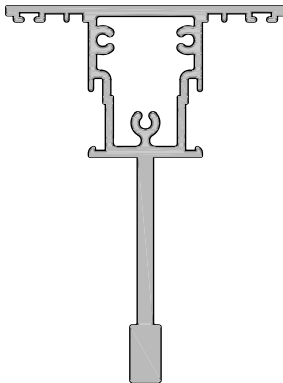
Spans are the maximum calculated allowable, based on NZS4211:2008, which requires that the member deflection at serviceability wind pressure (SWP) shall not exceed 1/200 of the span. Hardware and componentry may further restrict the spans. For advice we recommend you contact APL Technical Advisory Service

Extrusion: 08614
Description: Mullion



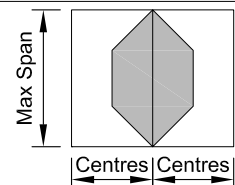
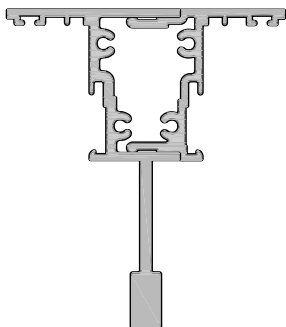
Centres	Spans for each wind zone				
	Low	Medium	High	Very High	Extra High
1000	2919	2660	2375	2192	2063
1100	2840	2591	2316	2140	2016
1200	2773	2532	2267	2097	1979
1300	2716	2483	2227	2063	1948
1400	2667	2441	2193	2035	1924
1500	2625	2406	2166	2013	1906
1600	2590	2377	2144	1996	1893
1700	2560	2353	2128	1984	1885
1800	2535	2334	2115	1976	1880
1900	2514	2320	2107	1972	1879
2000	2498	2309	2102	1971	1879

Extrusion: 08615
Description: Mullion



Centres	Spans for each wind zone				
	Low	Medium	High	Very High	Extra High
1000	3561	3242	2890	2663	2504
1100	3460	3152	2812	2594	2441
1200	3372	3075	2746	2535	2387
1300	3297	3008	2690	2486	2343
1400	3231	2950	2642	2444	2305
1500	3173	2900	2601	2409	2275
1600	3122	2857	2566	2380	2250
1700	3078	2820	2537	2356	2230
1800	3040	2788	2512	2337	2214
1900	3007	2761	2493	2322	2203
2000	2978	2739	2477	2311	2195

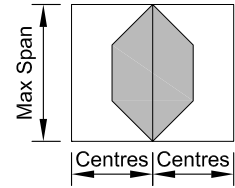
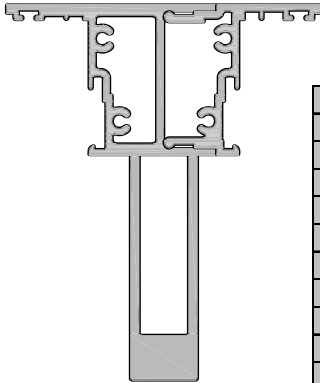
Extrusion: 08617/08619
Description: Mullion



Centres	Spans for each wind zone				
	Low	Medium	High	Very High	Extra High
1000	2992	2727	2434	2246	2114
1100	2911	2655	2373	2192	2065
1200	2841	2594	2322	2147	2025
1300	2782	2543	2279	2111	1993
1400	2731	2499	2244	2081	1968
1500	2687	2463	2215	2058	1948
1600	2650	2432	2192	2040	1934
1700	2619	2406	2174	2026	1924
1800	2592	2386	2160	2017	1918
1900	2570	2370	2150	2012	1915
2000	2553	2357	2144	2010	1915

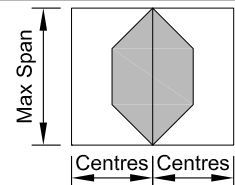
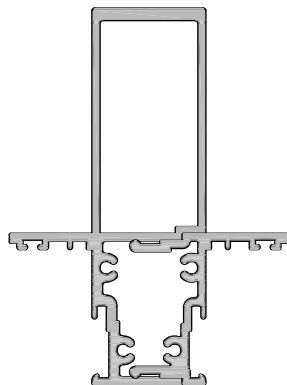
Spans are the maximum calculated allowable, based on NZS4211:2008, which requires that the member deflection at serviceability wind pressure (SWP) shall not exceed 1/200 of the span. Hardware and componentry may further restrict the spans. For advice we recommend you contact APL Technical Advisory Service

Extrusion: 08618/08619
Description: Mullion



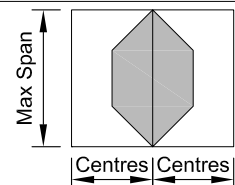
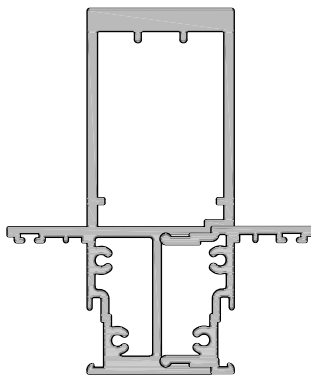
Centres	Spans for each wind zone				
	Low	Medium	High	Very High	Extra High
1000	3947*	3592	3200	2947	2770
1100	3833*	3490	3111	2868	2697
1200	3734*	3402	3035	2800	2635
1300	3647*	3325	2970	2742	2582
1400	3571	3258	2913	2692	2537
1500	3504	3200	2864	2649	2499
1600	3445	3149	2822	2613	2467
1700	3393	3104	2786	2583	2441
1800	3347	3065	2755	2557	2419
1900	3306	3031	2729	2536	2402
2000	3271	3002	2707	2520	2389

Extrusion: 08620/08619
Description: Mullion



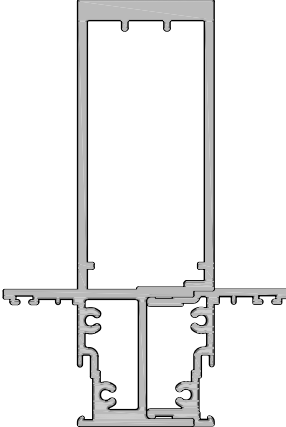
Centres	Spans for each wind zone				
	Low	Medium	High	Very High	Extra High
1000	3293	2999	2675	2466	2320
1100	3201	2918	2605	2404	2263
1200	3122	2848	2546	2352	2216
1300	3054	2789	2496	2309	2178
1400	2995	2738	2454	2273	2146
1500	2944	2694	2419	2243	2120
1600	2900	2656	2389	2219	2100
1700	2861	2625	2365	2200	2085
1800	2828	2598	2346	2185	2074
1900	2800	2576	2331	2175	2066
2000	2777	2558	2319	2168	2063

Extrusion: 08622/08619
Description: Mullion

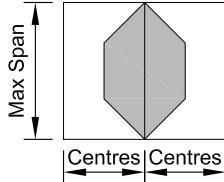


Centres	Spans for each wind zone				
	Low	Medium	High	Very High	Extra High
1000	3979*	3622*	3226	2971	2793
1100	3864*	3519	3137	2891	2719
1200	3764*	3430	3060	2822	2656
1300	3677*	3352	2994	2763	2602
1400	3600	3285	2936	2713	2557
1500	3532	3225	2887	2670	2518
1600	3472	3173	2844	2633	2486
1700	3420	3128	2807	2602	2459
1800	3373	3088	2776	2576	2437
1900	3332	3054	2749	2555	2419
2000	3296	3024	2727	2537	2405

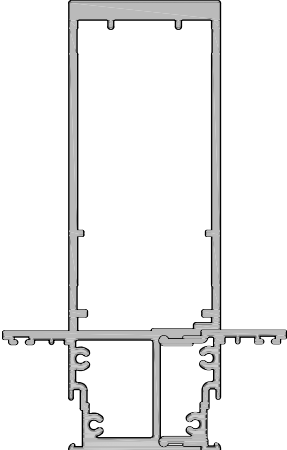
Spans are the maximum calculated allowable, based on NZS4211:2008, which requires that the member deflection at serviceability wind pressure (SWP) shall not exceed 1/200 of the span. Hardware and componentry may further restrict the spans. For advice we recommend you contact APL Technical Advisory Service



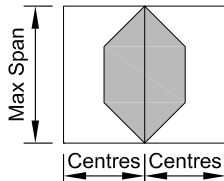
Extrusion: 08623/08619
Description: Mullion



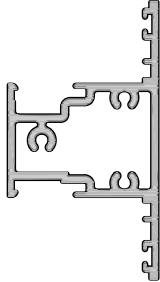
Centres	Spans for each wind zone				
	Low	Medium	High	Very High	Extra High
1000	4818*	4383*	3900*	3590	3372
1100	4675*	4254*	3788*	3488	3277
1200	4550*	4142*	3690*	3400	3196
1300	4440*	4043*	3605*	3323	3125
1400	4342*	3957*	3630	3256	3064
1500	4255*	3880*	3464	3198	3011
1600	4178*	3811*	3406	3147	2965
1700	4108*	3750*	3355	3102	2925
1800	4045*	3695*	3310	3063	2891
1900	3989*	3647*	3270	3029	2861
2000	3938*	3604*	3235	3000	2836



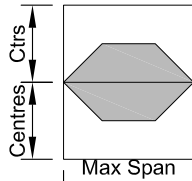
Extrusion: 08624/08619
Description: Mullion



Centres	Spans for each wind zone				
	Low	Medium	High	Very High	Extra High
1000	5896*	5361*	4768*	4386*	4118*
1100	5718*	5200*	4627*	4258*	3998*
1200	5562*	5060*	4503*	4146*	3894*
1300	5423*	4935*	4395*	4047*	3803*
1400	5300*	4824*	4298*	3960*	3723*
1500	5189*	4725*	4212*	3883*	3652*
1600	5089*	4636*	4136*	3814*	3589
1700	4998*	4556*	4067*	3753*	3533
1800	4916*	4484*	4005*	3699*	3484
1900	4842*	4418*	3950*	3650*	3440
2000	4774*	4358*	3900*	3607*	3401



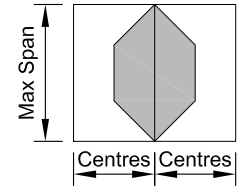
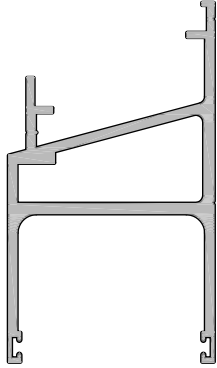
Extrusion: 08625
Description: Transom



Centres	Spans for each wind zone				
	Low	Medium	High	Very High	Extra High
1000	1750	1605	1444	1342	1271
1100	1716	1577	1424	1327	1259
1200	1690	1557	1411	1318	1254
1300	1671	1543	1403	1315	1253
1400	1657	1534	1401	1315	1253
1500	1649	1531	1401	1315	1253
1600	1645	1531	1401	1315	1253
1700	1645	1531	1401	1315	1253
1800	1645	1531	1401	1315	1253
1900	1645	1531	1401	1315	1253
2000	16445	1531	1401	1315	1253

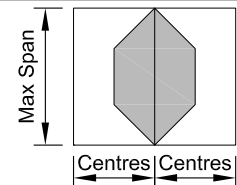
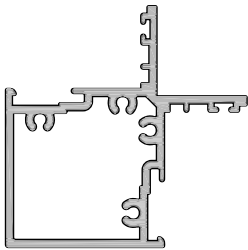
Spans are the maximum calculated allowable, based on NZS4211:2008, which requires that the member deflection at serviceability wind pressure (SWP) shall not exceed 1/200 of the span. Hardware and componentry may further restrict the spans. For advice we recommend you contact APL Technical Advisory Service

Extrusion: 08651
Description: Mullion



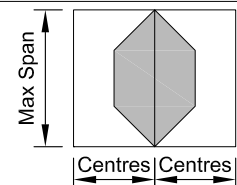

Centres	Spans for each wind zone				
	Low	Medium	High	Very High	Extra High
1000	2832	2582	2306	2128	2004
1100	2757	2516	2250	2079	1960
1200	2692	2460	2203	2039	1924
1300	2638	2413	2165	2006	1896
1400	2591	2373	2133	1980	1874
1500	2552	2340	2108	1960	1857
1600	2518	2313	2088	1945	1846
1700	2491	2291	2073	1935	1839
1800	2468	2274	2063	1929	1836
1900	2449	2261	2056	1926	1836
2000	2435	2252	2053	1926	1836

Extrusion: 08652
Description: Mullion



Centres	Spans for each wind zone				
	Low	Medium	High	Very High	Extra High
1000	2186	1997	1790	1657	1564
1100	2134	1953	1754	1627	1538
1200	2092	1918	1726	1604	1520
1300	2057	1890	1706	1589	1507
1400	2030	1868	1691	1578	1500
1500	2008	1852	1681	1573	1498
1600	1991	1840	1676	1572	1498
1700	1980	1834	1675	1572	1498
1800	1972	1831	1675	1572	1498
1900	1968	1831	1675	1572	1498
2000	1967	1831	1675	1572	1498

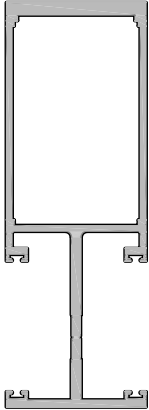
Extrusion: 08654/08653
Description: Mullion



Centres	Spans for each wind zone				
	Low	Medium	High	Very High	Extra High
1000	3014	2747	2451	2262	2129
1100	2932	2674	2390	2207	2079
1200	2862	2613	2338	2162	2039
1300	2802	2561	2295	2125	2006
1400	2750	2516	2259	2095	1980
1500	2706	2479	2230	2071	1960
1600	2668	2448	2206	2053	1945
1700	2636	2422	2188	2039	1935
1800	2609	2401	2174	2029	1929
1900	2587	2384	2163	2023	1926
2000	2569	2372	2157	2021	1926

Spans are the maximum calculated allowable, based on NZS4211:2008, which requires that the member deflection at serviceability wind pressure (SWP) shall not exceed 1/200 of the span. Hardware and componentry may further restrict the spans. For advice we recommend you contact APL Technical Advisory Service

Extrusion: 08481
Description: Mullion



Centres	Spans for each wind zone				
	Low	Medium	High	Very High	Extra High
1000	5685*	5170*	4598*	4231*	3972*
1100	5514*	5015*	4463*	4107*	3857*
1200	5364*	4880*	4344*	3999*	3757*
1300	5231*	4760*	4240*	3905*	3670*
1400	5112*	4654*	4148*	3822*	3593
1500	5006*	4560*	4066*	3749*	3526
1600	4910*	4474*	3993*	3683*	3466
1700	4824*	4398*	3927*	3625*	3414
1800	4746*	4329*	3869*	3574	3367
1900	4675*	4267*	3816*	3528	3326
2000	4610*	4210*	3769*	3487	3290

Spans are the maximum calculated allowable, based on NZS4211:2008, which requires that the member deflection at serviceability wind pressure (SWP) shall not exceed 1/200 of the span. Hardware and componentry may further restrict the spans. For advice we recommend you contact APL Technical Advisory Service