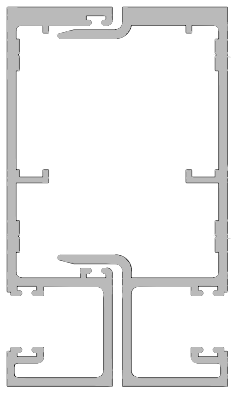
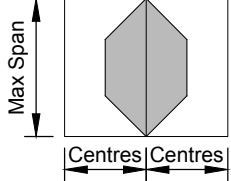
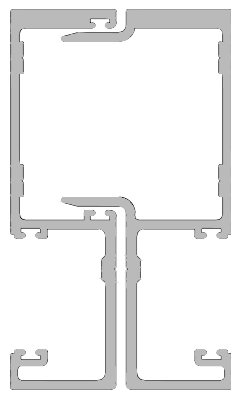
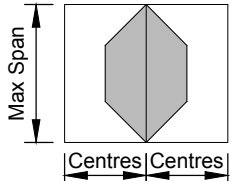


**Extrusion: 08204 / 08205**  
**Description: 100mm S/G Split Mullion**

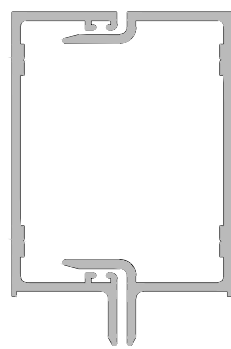
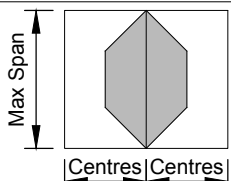
Centres	Spans for each wind zone				
	Low	Medium	High	Very High	Extra High
1000	4192*	3815*	3397	3128	2939
1100	4070*	3705*	3302	3042	2860
1200	3963*	3610*	3220	2969	2792
1300	3870*	3527	3148	2905	2713
1400	3788*	3455	3087	2851	2639
1500	3715*	3391	3033	2803	2577
1600	3651*	3335	2986	2746	2525
1700	3594	3285	2946	2694	2482
1800	3543	3242	2911	2650	2448
1900	3498	3204	2881	2614	2420
2000	3458	3170	2855	2585	2398

**Extrusion: 08219 / 08220**  
**Description: 100mm D/G Split Mullion**

Centres	Spans for each wind zone				
	Low	Medium	High	Very High	Extra High
1000	4147*	3774*	3361	3095	2909
1100	4026*	3666*	3267	3010	2830
1200	3921*	3572	3186	2938	2764
1300	3829*	3490	3116	2875	2707
1400	3748*	3419	3055	2822	2647
1500	3677*	3356	3002	2775	2584
1600	3613*	3301	2956	2736	2532
1700	3557	3252	2916	2701	2489
1800	3507	3210	2882	2657	2454
1900	3463	3172	2853	2621	2426
2000	3424	3140	2828	2591	2404

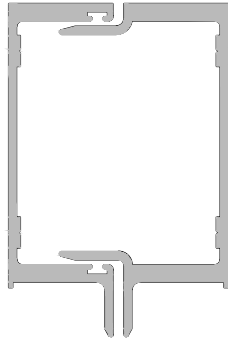
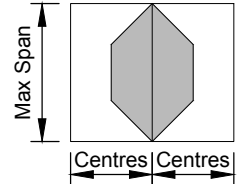
**Extrusion: 08236 / 08237**  
**Description: 100mm Structural Split Mullion**

Centres	Spans for each wind zone				
	Low	Medium	High	Very High	Extra High
1000	3221	2935	2618	2414	2271
1100	3132	2855	2550	2354	2216
1200	3055	2788	2493	2303	2171
1300	2989	2730	2445	2262	2134
1400	2932	2681	2404	2227	2103
1500	2883	2639	2370	2199	2079
1600	2840	2603	2342	2176	2060
1700	2803	2573	2320	2158	2046
1800	2772	2548	2302	2145	2036
1900	2746	2527	2288	2136	2031
2000	2723	2510	2278	2130	2028

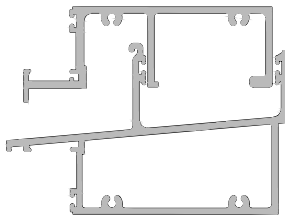
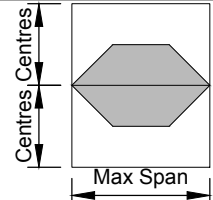
Spans are the maximum calculated allowable, based on NZS4211:2008, which requires that the member deflection at serviceability wind pressure (SWP) shall not exceed 1/200 of the span. Hardware and componentry may further restrict the spans. Spans with asterix will meet code requirements but will have max deflection greater than 18mm. For advice we recommend you contact APL Technical Advisory Service

**Extrusion: 08238 / 08239**  
**Description: 100mm Structural Split Mullion**



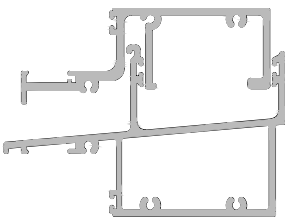
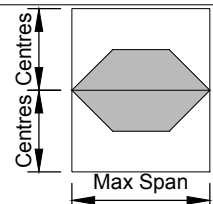
Centres	Spans for each wind zone				
	Low	Medium	High	Very High	Extra High
1000	3579	3259	2905	2677	2517
1100	3478	3168	2827	2607	2453
1200	3390	3091	2760	2548	2399
1300	3314	3023	2703	2498	2354
1400	3247	2965	2655	2456	2317
1500	3189	2915	2613	2420	2286
1600	3138	2871	2578	2391	2260
1700	3094	2834	2549	2367	2240
1800	3055	2802	2524	2347	2224
1900	3021	2774	2504	2332	2213
2000	2992	2752	2488	2321	2205

**Extrusion: 08208 / 08209**  
**Description: 100mm S/G Split Transom**



Centres	Spans for each wind zone				
	Low	Medium	High	Very High	Extra High
1000	2500	2500	2500	2500	2500
1100	2500	2500	2500	2500	2500
1200	2500	2500	2500	2500	2500
1300	2500	2500	2500	2500	2500
1400	2500	2500	2500	2500	2479
1500	2500	2500	2500	2500	2443
1600	2500	2500	2500	2500	2413
1700	2500	2500	2500	2500	2388
1800	2500	2500	2500	2500	2368
1900	2500	2500	2500	2482	2352
2000	2500	2500	2500	2467	2340

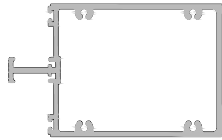
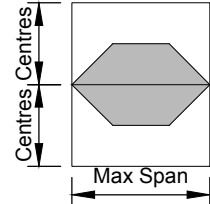
**Extrusion: 08223 / 08224**  
**Description: 100mm D/G Split Transom**



Centres	Spans for each wind zone				
	Low	Medium	High	Very High	Extra High
1000	2500	2500	2500	2500	2500
1100	2500	2500	2500	2500	2500
1200	2500	2500	2500	2500	2500
1300	2500	2500	2500	2500	2500
1400	2500	2500	2500	2500	2479
1500	2500	2500	2500	2500	2443
1600	2500	2500	2500	2500	2413
1700	2500	2500	2500	2500	2388
1800	2500	2500	2500	2500	2368
1900	2500	2500	2500	2482	2352
2000	2500	2500	2500	2467	2340

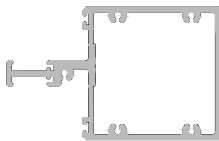
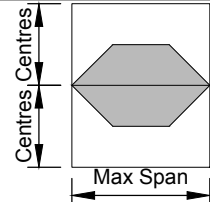
Spans are the maximum calculated allowable, based on NZS4211:2008, which requires that the member deflection at serviceability wind pressure (SWP) shall not exceed 1/200 of the span. Hardware and componentry may further restrict the spans.  
 For advice we recommend you contact APL Technical Advisory Service

**Extrusion: 08203**  
**Description: 100mm S/G Transom**



Centres	Spans for each wind zone				
	Low	Medium	High	Very High	Extra High
1000	3000	2831	2500	2215	2028
1100	3000	2756	2405	2135	1959
1200	2949	2691	2326	2071	1905
1300	2886	2637	2262	2020	1862
1400	2832	2577	2209	1980	1831
1500	2785	2518	2167	1949	1808
1600	2745	2468	2133	1926	1793
1700	2711	2428	2108	1911	1785
1800	2682	2395	2090	1902	1783
1900	2658	2370	2078	1900	1783
2000	2638	2350	2071	1900	1783

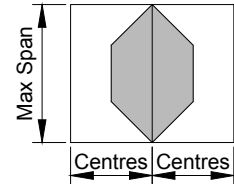
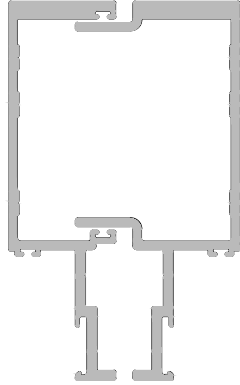
**Extrusion: 08218**  
**Description: 100mm D/G Transom**



Centres	Spans for each wind zone				
	Low	Medium	High	Very High	Extra High
1000	2960	2698	2408	2222	2092
1100	2880	2627	2348	2169	2044
1200	2811	2567	2298	2125	2005
1300	2753	2517	2256	2090	1973
1400	2703	2474	2222	2061	1949
1500	2660	2438	2194	2038	1930
1600	2624	2408	2171	2021	1916
1700	2593	2383	2154	2008	1906
1800	2567	2363	2141	1999	1901
1900	2546	2348	2131	1994	1899
2000	2529	2336	2126	1993	1899

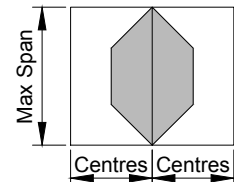
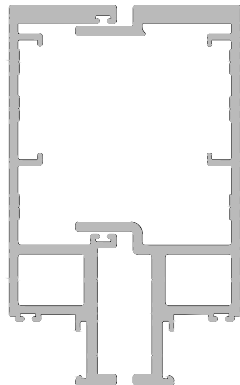
Spans are the maximum calculated allowable, based on NZS4211:2008, which requires that the member deflection at serviceability wind pressure (SWP) shall not exceed 1/200 of the span. Hardware and componentry may further restrict the spans.  
 For advice we recommend you contact APL Technical Advisory Service

**Extrusion: 10032 / 10033**  
**Description: 45mm Platform Split Mullion**



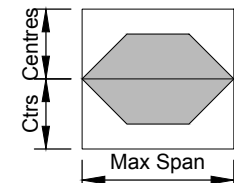
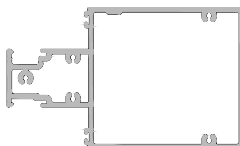
Centres	Spans for each wind zone				
	Low	Medium	High	Very High	Extra High
1000	5112*	4649*	4137*	3807*	3533
1200	4826*	4392*	3912*	3568	3256
1400	4603*	4193*	3739*	3340	3054
1600	4426*	4035*	3570	3169	2906
1800	4282*	3910*	3413	3041	2798
2000	4165*	3809*	3293	2947	2721
2100	4115*	3766*	3245	2910	2693
2200	4070*	3724*	3203	2880	2671
2300	4030*	3672*	3168	2856	2654
2400	3993*	3626*	3138	2836	2642
2500	3960*	3587	3113	2822	2635

**Extrusion: 10036 / 10037**  
**Description: 25mm Platform Split Mullion**



Centres	Spans for each wind zone				
	Low	Medium	High	Very High	Extra High
1000	5420*	4929*	4385*	4035*	3788*
1200	5115*	4654*	4144*	3816*	3586
1400	4877*	4441*	3959*	3649*	3431
1600	4686*	4271*	3813*	3519	3277
1800	4531*	4135*	3697*	3417	3141
2000	4404*	4024*	3606*	3302	3040
2100	4349*	3977*	3567	3253	3000
2200	4300*	3935*	3533	3211	2966
2300	4255*	3897*	3503	3175	2939
2400	4214*	3863*	3477	3145	2917
2500	4177*	3832*	3454	3120	2900

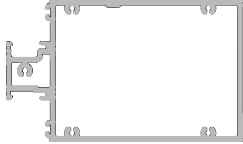
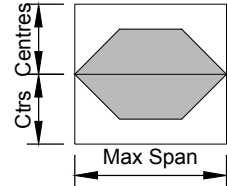
**Extrusion: 10020**  
**Description: 45mm Platform Fixed Transom**



Centres	Spans for each wind zone				
	Low	Medium	High	Very High	Extra High
1000	3000	3000	3000	3000	2972
1200	3000	3000	3000	3000	2750
1400	3000	3000	3000	2829	2593
1600	3000	3000	3000	2699	2483
1800	3000	3000	2911	2607	2409
2000	3000	3000	2827	2545	2363
2100	3000	3000	2795	2524	2349
2200	3000	3000	2769	2508	2340
2300	3000	3000	2748	2497	2336
2400	3000	3000	2733	2491	2336
2500	3000	3000	2722	2490	2336

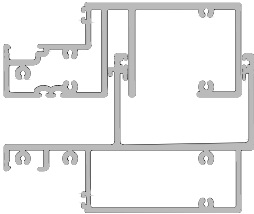
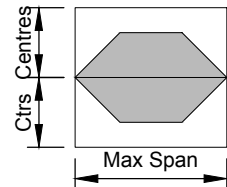
Spans are the maximum calculated allowable, based on NZS4211:2008, which requires that the member deflection at serviceability wind pressure (SWP) shall not exceed 1/200 of the span. Hardware and componentry may further restrict the spans. Spans with asterix will meet code requirements but will have max deflection greater than 18mm. For advice we recommend you contact APL Technical Advisory Service

**Extrusion: 10021**  
**Description: 25mm Platform Fixed Transom**



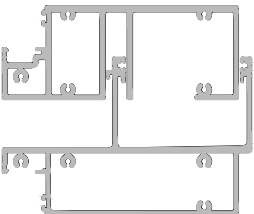
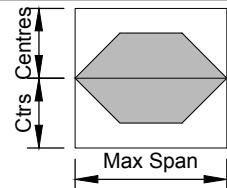
Centres	Spans for each wind zone				
	Low	Medium	High	Very High	Extra High
1000	3000	3000	3000	3000	3000
1200	3000	3000	3000	3000	2945
1400	3000	3000	3000	3000	2770
1600	3000	3000	3000	2879	2645
1800	3000	3000	3000	2773	2557
2000	3000	3000	3000	2698	2499
2100	3000	3000	2966	2671	2480
2200	3000	3000	2934	2649	2466
2300	3000	3000	2908	2633	2457
2400	3000	3000	2887	2622	2452
2500	3000	3000	2871	2615	2452

**Extrusion: 10040 / 10041**  
**Description: 45mm Platform Split Transom**



Centres	Spans for each wind zone				
	Low	Medium	High	Very High	Extra High
1000	3000	3000	3000	3000	3000
1200	3000	3000	3000	3000	3000
1400	3000	3000	3000	3000	3000
1600	3000	3000	3000	3000	3000
1800	3000	3000	3000	3000	3000
2000	3000	3000	3000	3000	3000
2100	3000	3000	3000	3000	3000
2200	3000	3000	3000	3000	3000
2300	3000	3000	3000	3000	3000
2400	3000	3000	3000	3000	2977
2500	3000	3000	3000	3000	2957

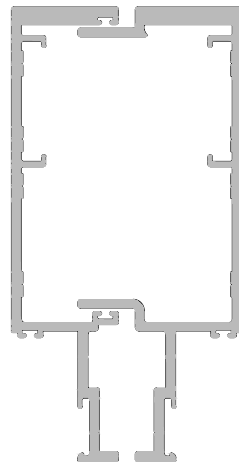
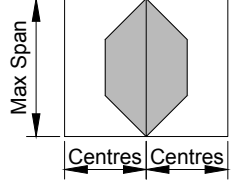
**Extrusion: 10087 / 10088**  
**Description: 25mm Platform Split Transom**



Centres	Spans for each wind zone				
	Low	Medium	High	Very High	Extra High
1000	3000	3000	3000	3000	3000
1200	3000	3000	3000	3000	3000
1400	3000	3000	3000	3000	3000
1600	3000	3000	3000	3000	3000
1800	3000	3000	3000	3000	3000
2000	3000	3000	3000	3000	3000
2100	3000	3000	3000	3000	3000
2200	3000	3000	3000	3000	2989
2300	3000	3000	3000	3000	2961
2400	3000	3000	3000	3000	2938
2500	3000	3000	3000	3000	2920

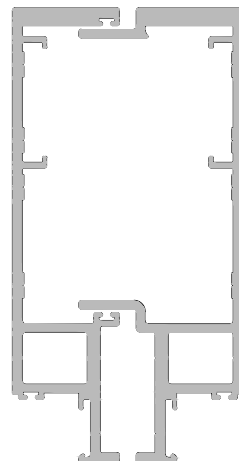
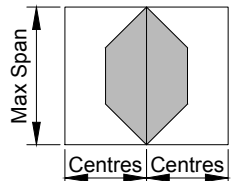
Spans are the maximum calculated allowable, based on NZS4211:2008, which requires that the member deflection at serviceability wind pressure (SWP) shall not exceed 1/200 of the span. Hardware and componentry may further restrict the spans. Spans with asterix will meet code requirements but will have max deflection greater than 18mm. For advice we recommend you contact APL Technical Advisory Service

**Extrusion: 10044 / 10045**  
**Description: 45mm Platform Split Mullion**

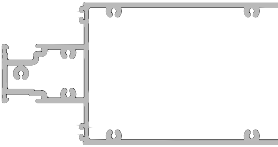
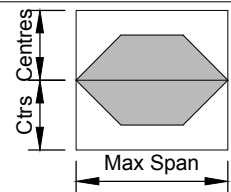
Centres	Spans for each wind zone				
	Low	Medium	High	Very High	Extra High
1000	6099*	5545*	4932*	4537*	4220*
1200	5452*	5232*	4657*	4255*	3879*
1400	5480*	4988*	4443*	3970*	3624*
1600	5261*	4792*	4238*	3751*	3432
1800	5081*	4632*	4036*	3582	3285
2000	4932*	4501*	3875*	3451	3173
2100	4867*	4445*	3808*	3397	3129
2200	4808*	4386*	3749*	3351	3091
2300	4753*	4315*	3696*	3310	3060
2400	4703*	4252*	3650*	3276	3033
2500	4658*	4195*	3610*	3247	3012

**Extrusion: 10048 / 10049**  
**Description: 25mm Platform Split Mullion**

Centres	Spans for each wind zone				
	Low	Medium	High	Very High	Extra High
1000	6440*	5855*	5207*	4789*	4495*
1200	6072*	5523*	4915*	4523*	4247*
1400	5783*	5263*	4687*	4317*	4056*
1600	5550*	5054*	4506*	4153*	3867*
1800	5358*	4883*	4359*	4022*	3690*
2000	5198*	4742*	4239*	3871*	3552
2100	5128*	4681*	4187*	3804*	3495
2200	5064*	4625*	4141*	3745*	3445
2300	5005*	4574*	4099*	3693*	3402
2400	4951*	4527*	4061*	3646*	3365
2500	4901*	4485*	4027*	3606*	3333


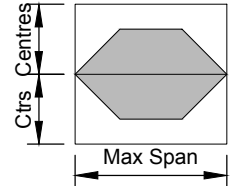
**Extrusion: 10082**  
**Description: 45mm Platform Fixed Transom**

Centres	Spans for each wind zone				
	Low	Medium	High	Very High	Extra High
1000	3000	3000	3000	3000	3000
1200	3000	3000	3000	3000	3000
1400	3000	3000	3000	3000	2983
1600	3000	3000	3000	3000	2840
1800	3000	3000	3000	2973	2737
2000	3000	3000	3000	2884	2665
2100	3000	3000	3000	2850	2639
2200	3000	3000	3000	2822	2619
2300	3000	3000	3000	2799	2604
2400	3000	3000	3000	2782	2594
2500	3000	3000	3000	2770	2588

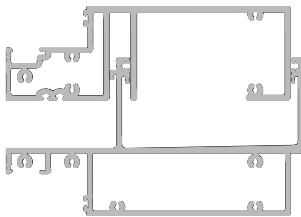
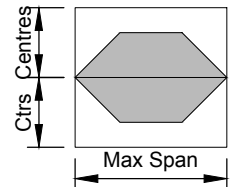
Spans are the maximum calculated allowable, based on NZS4211:2008, which requires that the member deflection at serviceability wind pressure (SWP) shall not exceed 1/200 of the span. Hardware and componentry may further restrict the spans. Spans with asterix will meet code requirements but will have max deflection greater than 18mm. For advice we recommend you contact APL Technical Advisory Service

**Extrusion: 10022**  
**Description: 25mm Platform Fixed Transom**



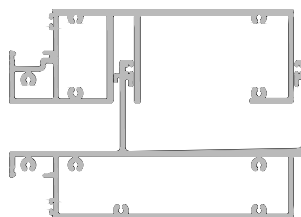
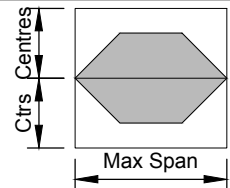
Centres	Spans for each wind zone				
	Low	Medium	High	Very High	Extra High
1000	3000	3000	3000	3000	3000
1200	3000	3000	3000	3000	3000
1400	3000	3000	3000	3000	3000
1600	3000	3000	3000	3000	3000
1800	3000	3000	3000	3000	2889
2000	3000	3000	3000	3000	2806
2100	3000	3000	3000	3000	2775
2200	3000	3000	3000	2968	2749
2300	3000	3000	3000	2940	2729
2400	3000	3000	3000	2918	2715
2500	3000	3000	3000	2901	2705

**Extrusion: 10052 / 10053**  
**Description: 45mm Platform Split Transom**



Centres	Spans for each wind zone				
	Low	Medium	High	Very High	Extra High
1000	3000	3000	3000	3000	3000
1200	3000	3000	3000	3000	3000
1400	3000	3000	3000	3000	3000
1600	3000	3000	3000	3000	3000
1800	3000	3000	3000	3000	3000
2000	3000	3000	3000	3000	3000
2100	3000	3000	3000	3000	3000
2200	3000	3000	3000	3000	3000
2300	3000	3000	3000	3000	3000
2400	3000	3000	3000	3000	3000
2500	3000	3000	3000	3000	3000

**Extrusion: 10089 / 10090**  
**Description: 25mm Platform Split Transom**



Centres	Spans for each wind zone				
	Low	Medium	High	Very High	Extra High
1000	3000	3000	3000	3000	3000
1200	3000	3000	3000	3000	3000
1400	3000	3000	3000	3000	3000
1600	3000	3000	3000	3000	3000
1800	3000	3000	3000	3000	3000
2000	3000	3000	3000	3000	3000
2100	3000	3000	3000	3000	3000
2200	3000	3000	3000	3000	3000
2300	3000	3000	3000	3000	3000
2400	3000	3000	3000	3000	3000
2500	3000	3000	3000	3000	3000

Spans are the maximum calculated allowable, based on NZS4211:2008, which requires that the member deflection at serviceability wind pressure (SWP) shall not exceed 1/200 of the span. Hardware and componentry may further restrict the spans. Spans with asterix will meet code requirements but will have max deflection greater than 18mm. For advice we recommend you contact APL Technical Advisory Service