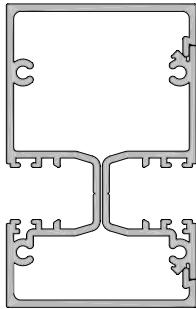
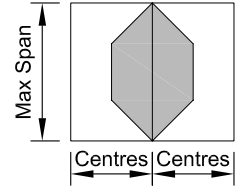
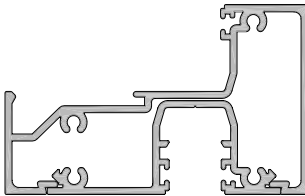
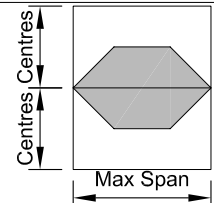


**Extrusion: 08580 / 08585**  
**Description: 80mm Mullion**



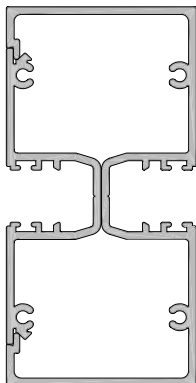
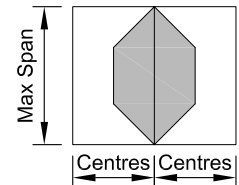
Centres	Spans for each wind zone			
	Low	Medium	High	Very High
1000	2997	2734	2421	2146
1100	2910	2657	2330	2070
1200	2834	2589	2255	2010
1300	2767	2529	2194	1962
1400	2708	2475	2145	1925
1500	2654	2428	2106	1897
1600	2605	2384	2075	1877
1700	2561	2345	2053	1864
1800	2520	2309	2037	1858
1900	2483	2277	2028	1857
2000	2449	2246	2017	1852

**Extrusion: 08582 / 08585**  
**Description: 80mm Transom / Sill**



Centres	Spans for each wind zone			
	Low	Medium	High	Very High
1000	2829	2582	2302	2048
1100	2748	2509	2224	1979
1200	2677	2446	2155	1923
1300	2615	2391	2099	1880
1400	2559	2341	2055	1847
1500	2509	2297	2020	1823
1600	2464	2257	1994	1808
1700	2423	2220	1976	1799
1800	2385	2187	1964	1796
1900	2351	2157	1938	1791
2000	2319	2129	1930	1786

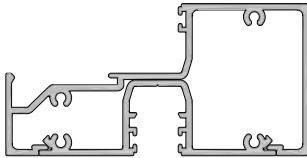
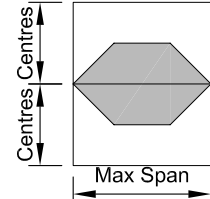
**Extrusion: 08500 / 08508**  
**Description: 100mm Mullion**



Centres	Spans for each wind zone			
	Low	Medium	High	Very High
1000	3559	3244	2887	2662
1100	3454	3149	2805	2587
1200	3361	3066	2732	2521
1300	3279	2993	2668	2463
1400	3206	2927	2611	2411
1500	3140	2868	2560	2365
1600	3080	2814	2513	2324
1700	3025	2765	2471	2286
1800	2975	2720	2433	2251
1900	2928	2679	2397	2220
2000	2886	2641	2365	2190

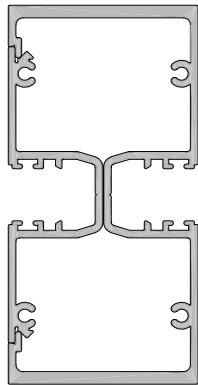
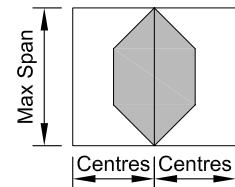
Spans are the maximum calculated allowable, based on NZS4211:2008, which requires that the member deflection at serviceability wind pressure (SWP) shall not exceed 1/200 of the span. Hardware and componentry may further restrict the spans. For advice we recommend you contact APL Technical Advisory Service

**Extrusion: 08502 / 08508**  
**Description: 100mm Transom / Sill**



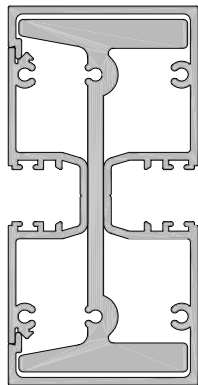
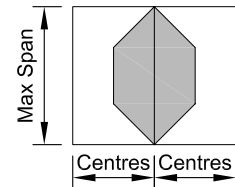
Centres	Spans for each wind zone			
	Low	Medium	High	Very High
1000	3402	3102	2762	2546
1100	3302	3012	2683	2475
1200	3214	2933	2615	2413
1300	3137	2863	2554	2359
1400	3067	2801	2500	2310
1500	3004	2745	2451	2266
1600	2947	2694	2408	2227
1700	2895	2648	2368	2191
1800	2848	2605	2332	2159
1900	2804	2567	2298	2129
2000	2764	2531	2268	2102

**Extrusion: 08501 / 08508**  
**Description: 100mm Mullion**



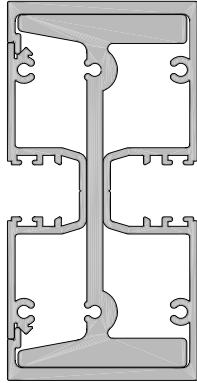
Centres	Spans for each wind zone			
	Low	Medium	High	Very High
1000	3895	3549	3157	2909
1100	3779	3445	3065	2826
1200	3677	3352	2985	2752
1300	3586	3271	2914	2688
1400	3504	3197	2850	2630
1500	3431	3131	2792	2578
1600	3364	3072	2741	2532
1700	3303	3017	2693	2489
1800	3247	2967	2650	2450
1900	3196	2921	2610	2414
2000	3148	2878	2574	2381

**Extrusion: 08500 / 08509 / 08537**  
**Description: 100 mm Mullion**

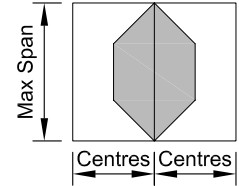


Centres	Spans for each wind zone			
	Low	Medium	High	Very High
1000	4867	4432	3939	3626
1100	4719	4299	3821	3519
1200	4589	4181	3718	3424
1300	4473	4076	3626	3340
1400	4369	3982	3543	3265
1500	4275	3897	3469	3198
1600	4189	3819	3401	3136
1700	4110	3749	3339	3080
1800	4038	3684	3282	3029
1900	3971	3624	3230	2982
2000	3909	3568	3182	2938

Spans are the maximum calculated allowable, based on NZS4211:2008, which requires that the member deflection at serviceability wind pressure (SWP) shall not exceed 1/200 of the span. Hardware and componentry may further restrict the spans. For advice we recommend you contact APL Technical Advisory Service



**Extrusion: 08501 / 08509 / 08537**  
**Description: 100mm Mullion**



Centres	Spans for each wind zone			
	Low	Medium	High	Very High
1000	5056	4604	4091	3765
1100	4902	4465	3968	3654
1200	4767	4342	3860	3555
1300	4646	4233	3764	3468
1400	4537	4135	3678	3389
1500	4439	4046	3600	3319
1600	4349	3965	3530	3254
1700	4267	3891	3465	3196
1800	4192	3823	3406	3142
1900	4122	3761	3351	3092
2000	4057	3703	3301	3047

Spans are the maximum calculated allowable, based on NZS4211:2008, which requires that the member deflection at serviceability wind pressure (SWP) shall not exceed 1/200 of the span. Hardware and componentry may further restrict the spans. For advice we recommend you contact APL Technical Advisory Service