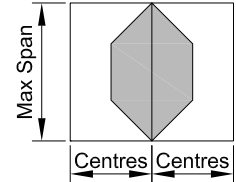
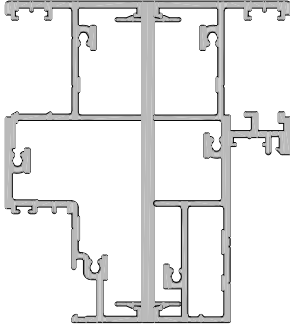
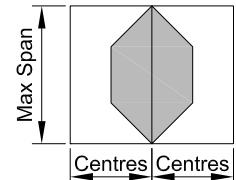
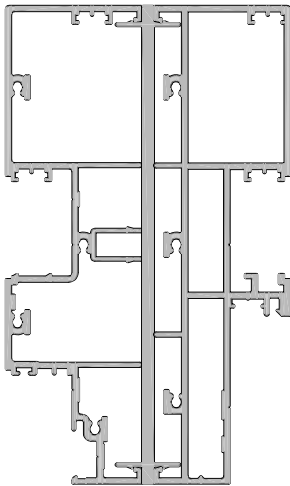


Extrusion: 08700 / 08770 / 08711
Description: 106mm Coupler



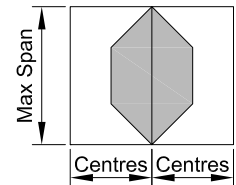
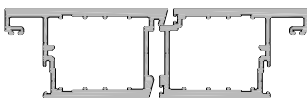
Centres	Spans for each wind zone				
	Low	Medium	High	Very High	Extra High
500	5938*	5396*	4795*	4407*	4135*
700	5315*	4831*	4295*	3949*	3706*
900	4899*	4455*	3963*	3646*	3424
1100	4596*	4183*	3725*	3430	3223
1300	4366*	3976*	3546	3269	3075
1500	4185*	3816*	3409	3147	2964
1700	4041*	3689*	3302	3054	2880
1900	3925*	3590	3220	2983	2818
2100	3832*	3510	3157	2931	2774
2300	3757*	3449	3110	2895	2745
2500	3698*	3402	3077	2871	2728

Extrusion: 08701 / 08771 / 08712
Description: 158mm Coupler



Centres	Spans for each wind zone				
	Low	Medium	High	Very High	Extra High
500	6000*	6000*	6000*	6000*	5813*
700	6000*	6000*	6000*	5547*	5204*
900	6000*	6000*	5559*	5111*	4797*
1100	6000*	5859*	5212*	4794*	4501*
1300	6000*	5557*	4946*	4552*	4276*
1500	5840*	5316*	4735*	4362*	4096*
1700	5621*	5120*	4566*	4210*	3887*
1900	5439*	4958*	4427*	4064*	3722*
2100	5286*	4824*	4313	3915*	3595
2300	5157*	4712*	4220*	3796*	3496
2500	5048*	4618*	4141*	3704*	3421

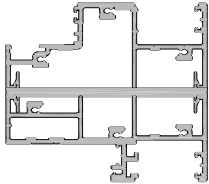
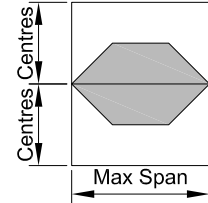
Extrusion: 08726 / 08727
Description: French Door Stiles



Centres	Spans for each wind zone				
	Low	Medium	High	Very High	Extra High
600	4010*	3646*	3242	2982	2799
700	3815*	3470	3087	2840	2667
800	3656*	3326	2961	2726	2561
900	3524	3207	2857	2632	2474
1000	3412	3107	2770	2554	2402

Spans are the maximum calculated allowable, based on NZS4211:2008, which requires that the member deflection at serviceability wind pressure (SWP) shall not exceed 1/200 of the span. Hardware and componentry may further restrict the spans. For advice we recommend you contact APL Technical Advisory Service

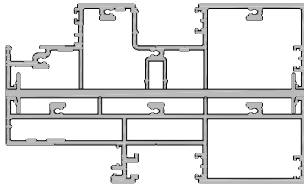
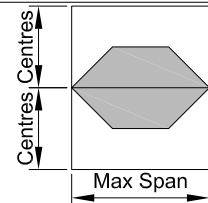
Extrusion: 08700 / 08770 / 08711
Description: 106mm Transom



Centres	Spans for each wind zone				
	Low	Medium	High	Very High	Extra High
2200/500	4382*	4004*	3587	3320	3134
2300/500	4344*	3972*	3562	3300	3117
2400/500	4309*	3943*	3540	3282	3102
2500/500	4277*	3917*	3520	3266	3089
2600/500	4248*	3893*	3502	3253	3080
2700/500	4222*	3872*	3488	3242	3072

Spans are limited by stock length
Refer to APL Technical Advisory Service for spans requiring specific design

Extrusion: 08701 / 08771 / 08712
Description: 158mm Transom



Centres	Spans for each wind zone				
	Low	Medium	High	Very High	Extra High
2200/500	6000*	5628*	5021*	4632*	4359*
2300/500	6000*	5572*	4974*	4590*	4321*
2400/500	6000*	5520*	4930*	4552*	4287*
2500/500	5997*	5471*	4889*	4517*	4256*
2600/500	5945*	5425*	4852*	4484*	4227*
2700/500	5895*	5382*	4817*	4454*	4201*

Spans are limited by stock length
Refer to APL Technical Advisory Service for spans requiring specific design

Spans are the maximum calculated allowable, based on NZS4211:2008, which requires that the member deflection at serviceability wind pressure (SWP) shall not exceed 1/200 of the span. Hardware and componentry may further restrict the spans. For advice we recommend you contact APL Technical Advisory Service