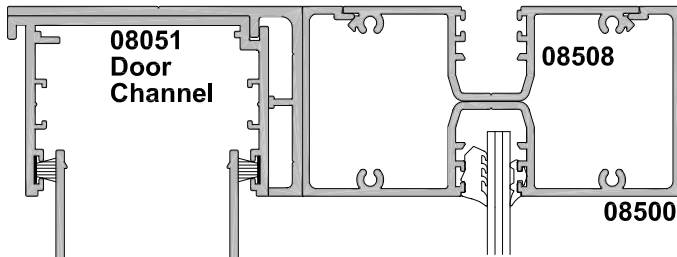
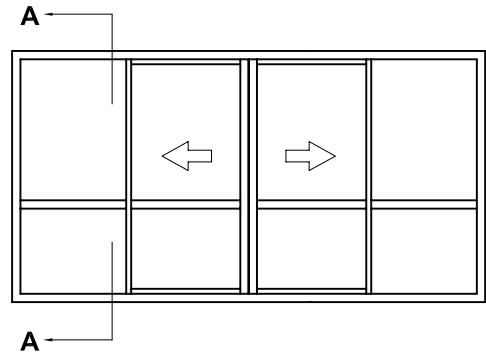


# MAGNUM 50, A700CD SLIDING DOOR INTO 100MM SHOPFRONT, VISION RAIL OPTIONS

## CROSS SECTION

Cad Ref. ACMD07-0 Scale 1:2 Date 01.01.09

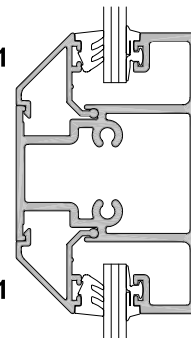
**08050**  
Door Channel  
Mounting Bracket



08060

SECTION A-A

08021

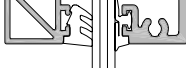


08030

08021

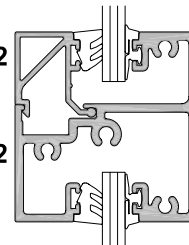
74 MM VISION RAIL  
TO SUIT 40MM TRANSOM

08022



08022

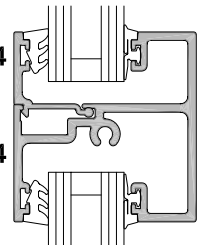
08032



50MM SQUARE  
VISION RAIL

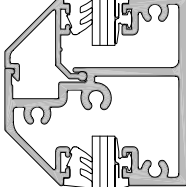
08024

08034



50MM D/G  
VISION RAIL

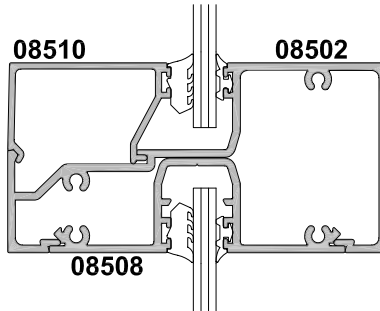
08021



08031  
50mm  
Sloped  
Vision  
Rail

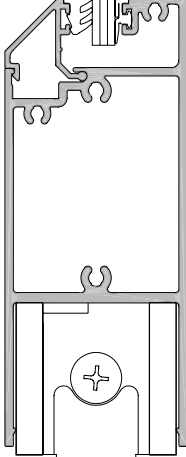
08510

08502



08508

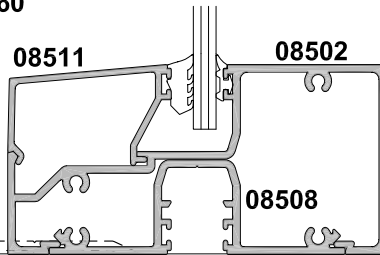
08021



08060

08511

08502



08508

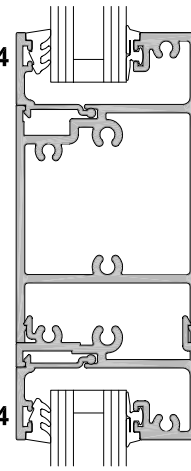
08503

08048  
Stepped Threshold  
across opening

08058

08024

08024



08025

08028

VISION RAIL OPTIONS  
STANDARD