



SECTION 2

BALUSTRADE & POOL

Product	Page
Channel Systems	
• Smart Lock Channel	5
• Lugano Channel	8
• Vista Channel	10
• Tough Lock C5 Channel	12
Handrail Systems & Brackets	
• AH40 Smart Rail Aluminum System	15
• S40 Square Stainless Capping	16
• S25 Slimline Stainless Capping	17
• R40 Round Stainless Capping	18
• Round & Rectangle Stainless Tube	19
• Handrail Brackets	21
Post Systems	
• Vortex Railing System	23
• Resolute Post System	28
Stand Off & Disc Systems	
• 50mm Double Discs	31
• 75mm Single Disc	34
• 100mm Single Disc	35
• PF150 Point Fix Anchor (Round & Rectangle)	36
• Pradis Clamp System	37
Mini Post Struts & Pool Spigots	
• SP12 Strut Post (Square Base)	39
• SP13 Strut Post (Face Fixed)	40
• SP14 Strut Post (Centrally Fixed)	41
• SP15 / SP10 Post (Oval Base)	42
• RMP160 Round Spigot & SMP160 Square Spigot	43
Gate Hinges and Latches	
• Polaris Soft Close Hinges	45
• Atlantic Soft Close Hinges	46
• Premium Gate Latches	47
• Vienna Gate Latches	48
• Vienna Hydraulic Gate Hinges	49
• Gate Pivot Arms	50
Stiffener Brackets & Panel Clamps	
• Stiffener Brackets & Panel Clamps	51
• Balustrade Brackets & Glass Clamps	52
Miscellaneous	
• Powder Coating	54
• Freight	55


RANGE OVERVIEW | BALUSTRADE & POOL SYSTEMS



Channel Systems

Glass channel systems offer a modern, sleek design for residential and commercial spaces. They use glass panels secured within a metal channel and are fixed either onto the top or onto the side of a substrate. Channel systems deliver a clean, minimalist look with minimal visible hardware, making it ideal for staircases, balconies, and terraces providing an unobstructed view.

PAGES: 4 - 13



Handrail Systems & Brackets

The Opus range of Handrail Systems features all of the handrail brackets, tubing, connectors, and accessories you need. Whether you are looking for traditional offset stainless railing, or sleek glass capping, Opus provide a wide range of systems, including both Aluminum & Stainless options.

PAGES: 14 - 21



Post Systems

The range of Opus Post Systems consist of several innovative designs and assemblies. From traditional post and top rail systems using toughened glass, to more minimalist frameless installations using laminated glass, our systems are designed to support multiple applications and options for the desired outcome.

PAGES: 22 - 29



Stand Off & Disc Systems

Standoff systems feature round and square edge designs and assemblies that attach the glass directly to the wall or face of the structure, providing a clean, classic appearance. All options ensure unobstructed views and secure glass panels effectively and efficiently, combining durability with an aesthetic that complements both contemporary and traditional spaces.


PAGES: 30 - 37



Mini Post Struts & Pool Spigots

Mini post, Strut, and Spigot designs offer a versatile and stylish approach to glass railings. These systems provide a subtle, streamlined support for glass panels with a minimal visual footprint. Typically popular for use around pools for frameless glass pool fencing, strut posts are now also a popular choice for internal and external glass balustrade railing.

PAGES: 38 - 43



Gate Hinges & Latches

The Opus range of gate Hinges and Latches provide options for both Spring Soft Close and Hydraulic hinge designs complimented with matching Latch styles for various applications.

PAGES: 44 - 49



Stiffener Brackets & Panel Clamps

Opus offer a range of panel clamps, stabilizers, and glass brackets to compliment your glass railing project. With both slimline and heavy duty stabilizer options available, they are also stocked in popular standard colours and can also be powdercoated.

PAGES: 50 - 52

RANGE OVERVIEW | CHANNEL SYSTEMS



Smart Lock Channel
Application: Top & Side Fixed (Multi Channel)
Glass Sizes: 12mm - 21.5mm
Wind Zones: Up to Extra High
Occupancies: A, B, C1/C2, C3, D, E & Pool Fences



Lugano Channel
Application: Side/Face Fixed
Glass Sizes: 12mm - 13.5mm
Wind Zones: Up to Extra High
Occupancies: A, C3 & Pool Fences



Vista Channel
Application: Side/Face Fixed
Glass Sizes: 12mm - 17.5mm
Wind Zones: Up to Extra High
Occupancies: A, B, C3, E & Pool Fences



Tough Lock C5
Application: Top & Side Fixed (Multi Channel)
Glass Sizes: 21.5mm - 33mm
Wind Zones: Up to Extra High & Above
Specific Design: All Occupancies (Including C5)

SMART LOCK KITS

PRODUCT & DESCRIPTION	FINISH	GLASS SIZE	CODE	STOCK
Base/Top Fix System (SL120B) Main Channel x1 Glass Clamps x10 (1x Box) Side Cladding Covers x2 Rubber Seals x2 Joining Pins x2	MILL	12mm	SL120B12-MILL	✓
		13.5mm	SL120B13-MILL	✓
		15mm	SL120B15-MILL	✓
		17.5mm	SL120B17-MILL	✓
		19mm	SL120B19-MILL	✓
		21.5mm	SL120B21-MILL	✓
	Satin Brushed Ano	12mm	SL120B12-SS	✓
		13.5mm	SL120B13-SS	✓
		15mm	SL120B15-SS	✓
		17.5mm	SL120B17-SS	✓
		19mm	SL120B19-SS	✓
		21.5mm	SL120B21-SS	✓
	Black Brushed Ano	12mm	SL120B12-BK	✓
		13.5mm	SL120B13-BK	✓
		15mm	SL120B15-BK	✓
		17.5mm	SL120B17-BK	✓
		19mm	SL120B19-BK	✓
		21.5mm	SL120B21-BK	✓
Side/Face Fix System (SL120S) Main Channel x1 Glass Clamps x10 (1x Box) Side Cladding Cover x1 Top Seal Strip x1 Bottom Cladding x1 Joining Pins x2 Rubber Seals x2	MILL	12mm	SL120S12-MILL	✓
		13.5mm	SL120S13-MILL	✓
		15mm	SL120S15-MILL	✓
		17.5mm	SL120S17-MILL	✓
		19mm	SL120S19-MILL	✓
		21.5mm	SL120S21-MILL	✓
	Satin Brushed Ano	12mm	SL120S12-SS	✓
		13.5mm	SL120S13-SS	✓
		15mm	SL120S15-SS	✓
		17.5mm	SL120S17-SS	✓
		19mm	SL120S19-SS	✓
		21.5mm	SL120S21-SS	✓
	Black Brushed Ano	12mm	SL120S12-BK	✓
		13.5mm	SL120S13-BK	✓
		15mm	SL120S15-BK	✓
		17.5mm	SL120S17-BK	✓
		19mm	SL120S19-BK	✓
		21.5mm	SL120S21-BK	✓

* Powdercoating or Anodising P.O.A.

* No Glass Cut-outs Required.

* Fixing Kits Additional.

*3 metre kits

SMART LOCK COMPONENTS & FIXING KITS





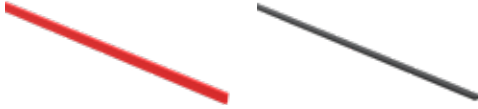


PRODUCT	DESCRIPTION	FINISH	CODE	STOCK	
	External Corner Block Base & Side Drilled 250x250mm		Natural Anodised	SL90EC	✓
	Internal Corner Block Base & Side Drilled 250x250mm		Natural Anodised	SL90IC	✓
	Standard Straight Ratchet Spanner		SLSS	✓	
	Extended Angle Ratchet Spanner		SLAS	✓	
PRODUCT	DESCRIPTION	SIZE	CODE	STOCK	
	Bulb Seal *per 3 mtr length	Inner Bulb Seal (for inside of glass)	12, 13.5, 17.5 & 21.5mm	SLBS-1	✓
			15 & 19mm	SLBS-2	✓
		Outer Bulb Seal (for outside of glass)	12 & 13.5mm	SLOBS-1	✓
			15 & 17.5mm	SLOBS-2	✓
			19 & 21.5mm	SLOBS-3	✓
PRODUCT	DESCRIPTION	CODE	STOCK		
	Fixing Kits (15x for Coach Screw) (8x for Concrete, Steel & Through Bolt)	Base/Top Fix	Concrete	SLCFIX-1	✓
			Steel	SLSFIX-1	✓
			Timber (Through Bolt)	SLTBFIX-1	✓
			Timber (Coach Screw)	SLTSFIX-1	✓
	*Additional fixings may be required depending on occupancy.	Side/Face Fix	Concrete	SLCFIX-2	✓
			Steel	SLSFIX-2	✓
			Timber (Through Bolt)	SLTBFIX-2	✓
			Timber (Coach Screw)	SLTSFIX-2	✓

*EPDM Washers not included in Kits.
*Fixing Kits sold per mounting hole set.
*Fixing Kits include nuts & washers where necessary.
*Additional Adhesives, Sealants may be required.

SMART LOCK COMPONENTS


PRODUCT	DESCRIPTION	FINISH	CODE	STOCK	
	Main Channel Base & Side Drilled - 3 mtr	Natural Anodised	SLMC-3	✓	
	Side Cladding Only 3 mtr	MILL	SLSC3-MILL	✓	
		Satin Brushed Ano	SLSC3-SS	✓	
		Black Brushed Ano	SLSC3-BK	✓	
	Top Seal Strip Only 3 mtr	MILL	SLTS3-MILL	✓	
		Satin Brushed Ano	SLTS3-SS	✓	
		Black Brushed Ano	SLTS3-BK	✓	
	Bottom Cladding Only 3 mtr	MILL	SLBC3-MILL	✓	
		Satin Brushed Ano	SLBC3-SS	✓	
		Black Brushed Ano	SLBC3-BK	✓	
PRODUCT	DESCRIPTION	GLASS SIZE	CODE	STOCK	
 	Glass Clamp Kit Box Glass Clamp Kits x10 (per box for 3 metre) Also Includes: In Between Glass Rubber Channel Joining Pins x2	12mm	SLC12-13	✓	
		13.5mm			
		15mm	SLC15-17	✓	
		17.5mm			
		19mm	SLC19-21	✓	
		21.5mm			
PRODUCT	DESCRIPTION	TYPE	FINISH	CODE	STOCK
	Channel End Cap ea	Base Fix	MILL	SLECB-MILL	✓
			Satin	SLECB-SS	✓
			Black	SLECB-BK	✓
		Side Fix	MILL	SLECS-MILL	✓
			Satin	SLECS-SS	✓
			Black	SLECS-BK	✓
PRODUCT	DESCRIPTION	SIZE	CODE	STOCK	
	Channel Packer/Spacer Can be used for Side or Base fixed applications each	1mm	SLP1	✓	
		5mm	SLP5	✓	

LUGANO COMPONENTS & FIXINGS

PRODUCT	DESCRIPTION	CODE	STOCK
	Main Channel (Drilled) 4.8 metre (MILL)	LMC48	✓
	Front Cover 4.8 metre (MILL)	LFC48	✓
	Back Cover 1 For 12mm Glass (MILL) 4.8 metre	LBC48-12	✓
	Back Cover 2 For 13.5mm Glass (MILL)	LBC48-13	✓
	Glazing Fillets 1 metre (Plastic)	RED (12mm) LGF-12	✓
		BLACK (13.5mm) LGF-13	✓
	Glazing Fillet Tool (Metal)	LH LFT-LH	✓
		RH LFT-RH	✓
Glazing Wedge For 13.5mm Glass	Per metre (Rubber)	LGW-MTR	✓
Gasket Tape	5 metre Roll (LDPE Clear)	LGT	✓
Setting Block	(Rubber)	BSB	✓
PRODUCT	DESCRIPTION	CODE	STOCK
	Fixing Kits (16x for Lag Screw) (8x for Concrete, Steel & Through Bolt)	Concrete LFK-C	✓
		Steel LFK-S	✓
		Timber (Through Bolt) LFK-T	✓
		Timber (Lag Screw) LFK-L	✓
	Balustrade Barrel Nut Only (ea)	BBN	✓

*Additional fixings may be required depending on occupancy.

LUGANO CHANNEL KITS




PRODUCT & DESCRIPTION		GLASS SIZE	FIXING TYPE	CODE	STOCK
	Lugano System Kits 4.8 metre (MILL)	12mm Glass	Concrete	LC48KIT1-C	✓
			Steel	LC48KIT1-S	✓
			Timber (Through Bolt)	LC48KIT1-T	✓
			Timber (Lag Screw)	LC48KIT1-L	✓
		13.5mm Glass	Concrete	LC48KIT2-C	✓
			Steel	LC48KIT2-S	✓
			Timber (Through Bolt)	LC48KIT2-T	✓
			Timber (Lag Screw)	LC48KIT2-L	✓

*Kits come complete with Channel, Front & Back covers, Glazing Fillets, Tape, Setting Blocks & Fixing Kits.






*Suits 12–13.5mm Glass

*Powdercoating or Anodising P.O.A


*No Glass Cut-outs Required

PRODUCT	DESCRIPTION	CODE	STOCK
	External Corner Cover (MILL)	LFC-EC	✓
	Internal Corner Cover (MILL)	LFC-IC	✓
	End Cap (MILL)	LEC	✓

VISTA COMPONENTS & FIXINGS

PRODUCT	DESCRIPTION	CODE	STOCK	
	Main Channel (Drilled) 4.8 metre (MILL)	VMC48	✓	
	Inner Clamp 4.8 metre (MILL)	VIC48	✓	
	Front Cover 5 metre (MILL)	VFC50	✓	
	Back Cover 5 metre (MILL)	VBC50	✓	
Gasket Strip		2.4 metre Strip (Clear)	VCG24	✓
Setting Block		(Rubber)	BSB	✓
PRODUCT	DESCRIPTION		CODE	STOCK
	Fixing Kits	Concrete	VFK-C	✓
		Steel	VFK-S	✓
	(16x for Lag Screw)	Timber (Through Bolt)	VFK-T	✓
	(8x for Concrete, Steel & Through Bolt)	Timber (Lag Screw)	VFK-L	✓
	Balustrade Barrel Nut Only (ea)		BBN	✓

VISTA CHANNEL KITS

PRODUCT & DESCRIPTION	FIXING TYPE	CODE	STOCK
Vista System Kits 4.8 metre (MILL) 	Concrete	VC48KIT-C	✓
	Steel	VC48KIT-S	✓
	Timber (Through Bolt)	VC48KIT-T	✓
	Timber (Lag Screw)	VC48KIT-L	✓

*Kits come complete with Channel, Front & Back covers, Inner Clamp, Gaskets, Setting Blocks & Fixing Kits.
*Suits 12-17.5mm Glass
*Powdercoating or Anodising P.O.A
*No Glass Cut-outs Required

PRODUCT		DESCRIPTION		CODE	STOCK
	External Corner Cover (MILL)		VFC-EC	✓	
	Internal Corner Cover (MILL)		VFC-IC	✓	
		End Cap (MILL)	12mm	VEC-12	✓
			13.5mm	VEC-13	✓
			15mm	VEC-15	✓
			17.5mm	VEC-17	✓

TOUGH LOCK C5 COMPONENTS

PRODUCT	DESCRIPTION	FINISH	CODE	STOCK
	Main Channel Base & Side Drilled - 3 metre	Natural Anodised	TLMC-3	✓
	Side Cladding Only 3 metre	MILL	TLSC-MILL	✓
	Top Seal Strip Only 3 metre	MILL	TLTS-MILL	✓
	Bottom Cladding Only 3 metre	MILL	TLBC-MILL	✓

PRODUCT	DESCRIPTION	GLASS SIZE	CODE	STOCK
	Glass Clamp Kit Box Glass Clamp Kits x10 (per box for 3 metre) Also Includes: In Between Glass Rubber Channel Joining Pins x2	21.5mm	TLC21	✓
		25.5mm	TLC25	✓
		33mm	TLC33	✓

PRODUCT	DESCRIPTION	GLASS SIZE	CODE	STOCK	
	Bulb Seal *per 3 metre length	Inner Bulb Seal (for inside of glass)	33mm	SLBS-1	✓
			21.5 & 25.5mm	SLBS-2	✓
			21.5mm	SLOBS-1	✓
		Outer Bulb Seal (for outside of glass)	25.5mm	SLOBS-2	✓
			33mm	SLOBS-3	✓







PRODUCT	DESCRIPTION	TYPE	FINISH	CODE	STOCK
	Channel End Cap ea	Base Fix	MILL	TLECB-MILL	✓
		Side Fix	MILL	TLECS-MILL	✓

TOUGH LOCK C5 KITS








PRODUCT & DESCRIPTION		GLASS SIZE	CODE	STOCK
	Base/Top Fix System (TL120B) Main Channel x1 Glass Clamps x10 (1x Box) Side Cladding Covers x2 Rubber Gaskets x2 Joining Pins x2	21.5mm	TL120B21-MILL	✓
		25.5mm	TL120B25-MILL	✓
		33mm	TL120B33-MILL	✓
	Side/Face Fix System (TL120S) Main Channel x1 Glass Clamps x10 (1x Box) Side Cladding Cover x1 Top Seal Strip x1 Bottom Cladding x1 Joining Pins x2 Rubber Gaskets x2	21.5mm	TL120S21-MILL	✓
		25.5mm	TL120S25-MILL	✓
		33mm	TL120S33-MILL	✓
* Powdercoating or Anodising P.O.A. * No Glass Cutouts Required. * Fixing Kits Additional.				*3 metre kits
PRODUCT	DESCRIPTION		CODE	STOCK
	Base/Top Fix	Concrete	TLCFIX-1	✓
		Steel	TLSFIX-1	✓
	Side/Face Fix	Concrete	TLCFIX-2	✓
		Steel	TLSFIX-2	✓

*EPDM Washers not included in Kits.
*Fixing Kits sold per mounting hole set.
*Fixing Kits include nuts & washers where necessary.
*Additional Adhesives, Sealants may be required.
*Fixing kits may differ in components and pricing depending on specific design requirements.

RANGE OVERVIEW | HANDRAIL SYSTEMS










	Smart Rail System Application: Top Capping Glass Sizes: 12mm - 21.5mm Material: Aluminium
	S40 Square Stainless Capping Application: Top Capping Glass Sizes: 12mm - 21.5mm Material: 2205 SS
	S25 Slimline Stainless Capping Application: Top Capping Glass Sizes: 12mm - 13.5mm Material: 2205 SS
	R40 Round Capping Application: Top Capping Glass Sizes: 12mm - 21.5mm Material: 2205 SS
	Stainless Tube Section (Round & Rectangular) Application: Handrail Tube (Bracket Mount) Glass Sizes: All Material: 316/2205 SS
	Handrail Brackets Application: Glass & Wall Mount Glass Sizes: All

SMART RAIL SYSTEM

PRODUCT & DESCRIPTION		FINISH	CODE	STOCK
	Smart Rail System (AH40) 5.8 mtr Lengths Compliments Smart Lock Balustrade System 40x36mm Profile Suitable for 12-21.5mm Glass	MILL	AH40-MILL	✓
		Satin Brushed Ano	AH40-SS	✓
		Brushed Black Ano	AH40-BK	✓
PRODUCT	DESCRIPTION	FINISH	CODE	STOCK
	Wall Bracket	Satin Brushed Ano	AHWB-SS	✓
		Brushed Black Ano	AHWB-BK	✓
	End Cap With Locking Screw	Satin Brushed Ano	AHEC-SS	✓
		Brushed Black Ano	AHEC-BK	✓
	Straight Inline Joiner With Locking Screws	MILL	AHJ180	✓
	90 Degree Joiner With Locking Screws	MILL	AHJ90	✓
	Adjustable Vertical Joiner With Locking Screws	MILL	AHAVJ	✓
	Adjustable Horizontal Joiner With Locking Screws	MILL	AHAHJ	✓
	Glass Rubber Per metre	GLASS SIZE	CODE	STOCK
		12mm	AHGR1	✓
		15mm	AHGR2	✓
		19mm	AHGR3	✓










* Additional Handrail Brackets Available
* Powdercoating or Anodising P.O.A.

S40 SQUARE STAINLESS CAPPING

PRODUCT & DESCRIPTION		FINISH	CODE	STOCK
Square Handrail System (S40) 5.8 mtr Lengths 40x30mm Profile Suitable for 12-21.5mm Glass				
		Polished Stainless	S40-PS	✓
		Satin Stainless	S40-SS	✓
PRODUCT	DESCRIPTION	FINISH	CODE	STOCK
	Wall Bracket	LH Polished Stainless	S40WAL-PS	✓
		LH Satin Stainless	S40WAL-SS	✓
		RH Polished Stainless	S40WAR-PS	✓
		RH Satin Stainless	S40WAR-SS	✓
	Keyhole Wall Bracket	Polished Stainless	S40WA-PS	✓
		Satin Stainless	S40WA-SS	✓
	End Cap	Polished Stainless	S40EC-PS	✓
		Satin Stainless	S40EC-SS	✓
	Straight Inline Joiner	Polished Stainless	S40J180-PS	✓
		Satin Stainless	S40J180-SS	✓
	90 Degree Joiner	Polished Stainless	S40J90-PS	✓
		Satin Stainless	S40J90-SS	✓
	Adjustable Vertical Joiner	Polished Stainless	S40VAJ-PS	✓
		Satin Stainless	S40VAJ-SS	✓
	Adjustable Horizontal Joiner	Polished Stainless	S40HAJ-PS	✓
		Satin Stainless	S40HAJ-SS	✓
	Glass Rubber Per metre	GLASS SIZE	CODE	STOCK
		12-15mm	S40GR1	✓
		16-19mm	S40GR2	✓









* Additional fixed & adjustable Joiners and Brackets for Stairs and other situations available on request.
* Powdercoating or Electroplating P.O.A.

S25 SLIMLINE STAINLESS CAPPING

PRODUCT & DESCRIPTION		FINISH	CODE	STOCK
Slimline Capping System (S25) 5.8 mtr Lengths 25x21mm Profile Suitable for 12-13.5mm Glass				
		Polished Stainless	S25-PS	✓
		Satin Stainless	S25-SS	✓
		Black	S25-BK	✓
PRODUCT	DESCRIPTION	FINISH	CODE	STOCK
	Wall Bracket	Polished Stainless	S25WAL-PS	✓
		LH Satin Stainless	S25WAL-SS	✓
		LH Black	S25WAL-BK	✓
		RH Polished Stainless	S25WAR-PS	✓
		RH Satin Stainless	S25WAR-SS	✓
		RH Black	S25WAR-BK	✓
	Keyhole Wall Bracket	Polished Stainless	S25WA-PS	✓
		Satin Stainless	S25WA-SS	✓
		Black	S25WA-BK	✓
	End Cap	Polished Stainless	S25EC-PS	✓
		Satin Stainless	S25EC-SS	✓
		Black	S25EC-BK	✓
	Straight Inline Joiner	Polished Stainless	S25J180-PS	✓
		Satin Stainless	S25J180-SS	✓
		Black	S25J180-BK	✓
	90 Degree Joiner	Polished Stainless	S25J90-PS	✓
		Satin Stainless	S25J90-SS	✓
		Black	S25J90-BK	✓
	Adjustable Vertical Joiner	Polished Stainless	S25VAJ-PS	✓
		Satin Stainless	S25VAJ-SS	✓
		Black	S25VAJ-BK	✓
	Adjustable Horizontal Joiner	Polished Stainless	S25HAJ-PS	✓
		Satin Stainless	S25HAJ-SS	✓
		Black	S25HAJ-BK	✓
	Glass Rubber Per metre	GLASS SIZE	CODE	STOCK
		12-13.5mm	S25GR	✓

* Additional fixed & adjustable Joiners and Brackets for Stairs and other situations available on request.
* Powdercoating or Electroplating P.O.A.

R40 ROUND STAINLESS CAPPING

PRODUCT & DESCRIPTION		FINISH	CODE	STOCK
Round Handrail System (R40) 5.8 mtr Lengths 42 diameter Tube Suitable for 12-21.5mm Glass 		Polished Stainless	R40-PS	✓
		Satin Stainless	R40-SS	✓
PRODUCT	DESCRIPTION	FINISH	CODE	STOCK
	Keyhole Wall Bracket	Polished Stainless	R40WA-PS	✓
		Satin Stainless	R40WA-SS	✓
	End Cap With Locking Screw	Polished Stainless	R40EC-PS	✓
		Satin Stainless	R40EC-SS	✓
	Straight Inline Joiner With Locking Screws	Polished Stainless	R40J180-PS	✓
		Satin Stainless	R40J180-SS	✓
	90 Degree Joiner With Locking Screws	Polished Stainless	R40J90-PS	✓
		Satin Stainless	R40J90-SS	✓
	Adjustable Vertical Joiner With Locking Screws	Polished Stainless	R40VAJ-PS	✓
		Satin Stainless	R40VAJ-SS	✓
	Adjustable Horizontal Joiner With Locking Screws	Polished Stainless	R40HAJ-PS	✓
		Satin Stainless	R40HAJ-SS	✓
	Glass Rubber Per metre	GLASS SIZE	CODE	STOCK
		12-15mm	R40GR1	✓
		16-19mm	R40GR2	✓






* Additional Handrail Brackets Available
* Powdercoating or Electroplating P.O.A.

RT50H STAINLESS TUBE HANDRAIL

PRODUCT & DESCRIPTION		FINISH	CODE	STOCK
 5.8mtr		Polished Stainless	RT50H-PS	✓
		Satin Stainless	RT50H-SS	✓
PRODUCT	DESCRIPTION	FINISH	CODE	STOCK
	Wall/Floor Bracket	Polished Stainless	RHWA-PS	✓
		Satin Stainless	RHWA-SS	✓
	End Cap Knock in	Polished Stainless	RHEC-PS	✓
		Satin Stainless	RHEC-SS	✓
	Straight Inline Joiner	Polished Stainless	RHJ180-PS	✓
		Satin Stainless	RHJ180-SS	✓
	90 Degree Joiner	Polished Stainless	RHJ90-PS	✓
		Satin Stainless	RHJ90-SS	✓
	Adjustable Joiner Vertical/Horizontal	Polished Stainless	RHAJ-PS	✓
		Satin Stainless	RHAJ-SS	✓
	Round Adjustable Handrail Bracket Glass Mounted 12-15mm Round Saddle Hole Size = 26mm	Polished Stainless	RAHBG-PS	✓
		Satin Stainless	RAHBG-SS	✓
	Round Adjustable Handrail Bracket Wall Mounted Round Saddle	Polished Stainless	RAHBW-PS	APRIL 25
		Satin Stainless	RAHBW-SS	APRIL 25











* Additional Handrail Brackets Available
* Powdercoating or Electroplating P.O.A.
* 50.8mm Diameter Tube - 5.8 mtr lengths

ST50H STAINLESS TUBE HANDRAIL

PRODUCT & DESCRIPTION		FINISH	CODE	STOCK
 5.8mtr		Polished Stainless	ST50H-PS	✓
		Satin Stainless	ST50H-SS	✓
PRODUCT	DESCRIPTION	FINISH	CODE	STOCK
	Wall/Floor Bracket	Polished Stainless	SHWA-PS	✓
		Satin Stainless	SHWA-SS	✓
	End Cap Knock in	Polished Stainless	SHEC-PS	✓
		Satin Stainless	SHEC-SS	✓
	Straight Inline Joiner	Polished Stainless	SHJ180-PS	✓
		Satin Stainless	SHJ180-SS	✓
	90 Degree Joiner	Polished Stainless	SHJ90-PS	✓
		Satin Stainless	SHJ90-SS	✓

* Additional Handrail Brackets Available
* Powdercoating or Electroplating P.O.A.
* 50x25mm Profile - 5.8mtr lengths

HANDRAIL BRACKETS


PRODUCT	DESCRIPTION	FINISH	CODE	STOCK
	Round Slimline Glass Mount 12mm Diameter Rod Arm	Polished Stainless	RSHBG-PS	✓
		Satin Stainless	RSHBG-SS	✓
	Round Slimline Wall Mount 12mm Diameter Rod Arm Solid Wall Fixing	Polished Stainless	RSHBW-PS	MAR 25
		Satin Stainless	RSHBW-SS	MAR 25
	Square Slimline Glass Mount 12x12mm Square Arm	Polished Stainless	SSHBG-PS	✓
		Satin Stainless	SSHBG-SS	✓
	Square Slimline Wall Mount 12x12mm Square Arm Solid Wall Fixing	Polished Stainless	SSHBW-PS	✓
		Satin Stainless	SSHBW-SS	✓
	Slimline Flat Saddle	Satin Stainless	SFS-SS	✓
	Slimline Round Saddle	Satin Stainless	SRS-SS	✓
	Round HD Glass Mount 16mm diameter Rod Arm	Polished Stainless	RHDHBG-PS	✓
		Satin Stainless	RHDHBG-SS	✓
	Round HD Wall Mount 16mm diameter Rod Arm Solid Wall Fixing	Polished Stainless	RHDHBW-PS	✓
		Satin Stainless	RHDHBW-SS	✓
	HD Flat Saddle	Polished Stainless	HDFS-PS	✓
		Satin Stainless	HDFS-SS	✓
	HD Round Saddle	Polished Stainless	HDRS-PS	✓
		Satin Stainless	HDRS-SS	✓

* All Glass mounted brackets to have 26mm diameter hole in the glass.

RANGE OVERVIEW | POST SYSTEMS

Vortex Post System

Application: Top & Side Fixed
Glass Sizes: 8mm - 17.5mm
Wind Zones: Up to Extra High
Occupancies: A, B, C1/C2, C3, E & Pool Fences



Resolute Post System

Application: Top & Side Fixed
Glass Sizes: 8mm - 17.5mm Standard
Wind Zones: Up to Extra High
Occupancies: A, B, C1/C2, C3, E & Pool Fences
Specific Design: C5



VORTEX POST SYSTEM

PRODUCT & DESCRIPTION

Base Fixed Vortex Post (VX1)

1.2 mtr Pre Fabricated Post
Suitable for 4x glass application methods.
60x60mm Profile
Suitable for 8-17.5mm Glass



No Handrail



Glass Above Post



Rail On Glass



Rail Above Glass



Side Fixed Vortex Post (VX2)

1.4 mtr Pre Fabricated Post
Suitable for 4x glass application methods.
60x60mm Profile
Suitable for 8-17.5mm Glass



No Handrail



Glass Above Post



Rail On Glass



Rail Above Glass



VORTEX RAILING SYSTEM





PRODUCT	DESCRIPTION	COLOUR	CODE	STOCK
	Top Mount Inline Post Kit	Silver	VX1-180-S	✓
		Black	VX1-180-BK	✓
		Powdercoated	VX1-180-PC	✓
		MILL	VX1-180-MILL	✓
	Top Mount Corner Post Kit	Silver	VX1-90C-S	✓
		Black	VX1-90C-BK	✓
		Powdercoated	VX1-90C-PC	✓
		MILL	VX1-90C-MILL	✓
	Top Mount End Post Kit	Silver	VX1-90E-S	✓
		Black	VX1-90E-BK	✓
		Powdercoated	VX1-90E-PC	✓
		MILL	VX1-90E-MILL	✓
	Gutter Bracket Replaces base plate.	MILL	VX1GB-MILL	✓
		Powdercoated	VX1GB-PC	✓

*Fixing kits additional, supplied separately for required application.
*Handrail lengths & components available to be purchased separately. (See over page)
*Components supplied for max glass panel height of 1200mm
*Post kits come with: 1x Post at 1250mm, with standard base plate & cover, rubbers, infill, plastic packers & flat top cap.

VORTEX RAILING SYSTEM



PRODUCT	DESCRIPTION	COLOUR	CODE	STOCK
	Side Mount Inline Post Kit	Silver	VX2-180-S	✓
		Black	VX2-180-BK	✓
		Powdercoated	VX2-180-PC	✓
		MILL	VX2-180-MILL	✓
	Side Mount Corner Post Kit	Silver	VX2-90C-S	✓
		Black	VX2-90C-BK	✓
		Powdercoated	VX2-90C-PC	✓
		MILL	VX2-90C-MILL	✓
	Side Mount End Post Kit	Silver	VX2-90E-S	✓
		Black	VX2-90E-BK	✓
		Powdercoated	VX2-90E-PC	✓
		MILL	VX2-90E-MILL	✓
	Corner Mount Bracket Set Compatible for use on Internal & External corners	MILL	VX2CB-MILL	✓
		Powdercoated	VX2CB-PC	✓


*Fixing kits additional, supplied separately for required application.
*Handrail lengths & components available to be purchased separately. (See over page)
*Components supplied for max glass panel height of 1200mm
*Post kits come with: 1x Post at 1450mm, with bottom cap, rubbers, infill, plastic packers & flat top cap.

VORTEX POST PARTS

PRODUCT	DESCRIPTION	FINISH	CODE	STOCK
	Base Plate Cover For Top Mount Posts Base	Powdercoated	VX1BPC-PC	✓
		MILL	VX1BPC-MILL	✓
	Base Plate For Top Mount Posts	Powdercoated	VX1BP-PC	✓
		MILL	VX1BP-MILL	✓
	Side Mount Base Cover For Side Mount Post Bottom	Powdercoated	VX2BC-PC	✓
		MILL	VX2BC-MILL	✓
	Plastic Glass Packers per 4 pce pkt		VXPP	✓
	Standard Post Top Cap	Powdercoated	VXTC-PC	✓
		MILL	VXTC-MILL	✓
	Slotted Glass Through Inline Post Top Cap	Powdercoated	VXTCS180-PC	✓
		MILL	VXTCS180-MILL	✓
	Slotted Glass Through Corner Post Top Cap	Powdercoated	VXTCS90C-PC	✓
		MILL	VXTCS90C-MILL	✓
	Slotted Glass Through End Post Top Cap	Powdercoated	VXTCS90E-PC	✓
		MILL	VXTCS90E-MILL	✓
	Internal Straight Joiner	MILL	VXHJ180	✓
	Internal Corner Joiner	MILL	VXHJ90	✓
	Round End Cap	Powdercoated	VXHREC-PC	✓
		MILL	VXHREC-MILL	✓
	Square End Cap	Powdercoated	VXSEC-PC	✓
		MILL	VXSEC-MILL	✓
	Round Wall Bracket	Powdercoated	VXRWB-PC	✓
		MILL	VXRWB-MILL	✓
	Square Wall Bracket	Powdercoated	VXSWB-PC	✓
		MILL	VXSWB-MILL	✓
Screw Pack (Per Post)	Includes 4x Screws & Drill Bit For Fixing Handrail to Post		VXH-SCREW	✓

* Additional Handrail Brackets Available



* Additional adjustable joiners available on request

PRODUCT	DESCRIPTION	GLASS SIZE	CODE	STOCK
	Glazing Rubber *set per glazing pocket *2 rubbers per pack *precut lengths *180 posts require 2x sets for each side glazing pocket	8mm	VXGR8	✓
		10mm	VXGR10	✓
		12-13mm	VXGR12	✓
		13-14mm	VXGR13	✓
		15mm	VXGR15	✓
		17.5mm	VXGR17	✓




VORTEX POST & HANDRAIL EXTRUSIONS

PRODUCT	DESCRIPTION	FINISH	CODE	STOCK
	Top Mount Inline Post Full Extrusion with infill 2.5 mtr	Powdercoated	VX118025-PC	✓
		MILL	VX118025-MILL	✓
	Top Mount Corner Post Full Extrusion with infill 2.5 mtr	Powdercoated	VX190C25-PC	✓
		MILL	VX190C25-MILL	✓
	Top Mount End Post Full Extrusion with infill 2.5 mtr	Powdercoated	VX190E25-PC	✓
		MILL	VX190E25-MILL	✓
	Side Mount Inline Post Full Extrusion with infill 2.9 mtr	Powdercoated	VX218029-PC	✓
		MILL	VX218029-MILL	✓
	Side Mount Corner Post Full Extrusion with infill 2.9 mtr	Powdercoated	VX290C29-PC	✓
		MILL	VX290C29-MILL	✓
	Side Mount End Post Full Extrusion with infill 2.9 mtr	Powdercoated	VX290E29-PC	✓
		MILL	VX290E29-MILL	✓
	Post Side Infill Only For Posts Sides & Handrail 1.5 mtr	Powdercoated	VXIN-1.5-PC	✓
		MILL	VXIN-1.5-MILL	✓
	Side Mount Front Infill For Side Mount Posts Front 1.5 mtr	Powdercoated	VX2FCI-PC	✓
		MILL	VX2FCI-MILL	✓
	Round Handrail Assembly 5.8mtr kit Includes Body, Infill & Cover	Silver	VXRHR-S	✓
		Black	VXRHR-BK	✓
		Powdercoated	VXRHR-PC	✓
	Square Handrail Assembly 5.8mtr kit. Includes Body, Infill & Cover	MILL	VXRHR-MILL	✓
		Silver	VXSHR-S	✓
		Black	VXSHR-BK	✓
		Powdercoated	VXSHR-PC	✓
		MILL	VXSHR-MILL	✓

RESOLUTE/MILANO TOP FIXED POST

PRODUCT	DESCRIPTION	COLOUR	CODE	STOCK
	Top Mount Post (1 metre FFL)	POWDERCOATED	RTMP-PC	✓
	Heavy duty semi-frameless post. Suitable for Residential & Commercial applications using 10-17.52mm glass.			
	Manufactured, assembled & powdercoated: Price for 1 metre post, additional length available up to 2.2 metre. Front clamp and main body, lined with rubber and backing seal. Supplied with top cap & base plate fully assembled.	MILL	RTMP-MILL	✓
	Additional Height (per 100mm)	POWDERCOATED	RPADD-PC	✓
	Add 1x per extra 100mm required over 1 metre.	MILL	RPADD-MILL	✓
Integrated Handrail Bracket & Attachment Per Post		Satin	RPHB-SS	✓
		Polished	RPHB-PS	✓
		Powdercoated	RPHB-PC	✓
PRODUCT	DESCRIPTION	TYPE	CODE	STOCK
	Fixing Kits Per Post	Concrete	RTMFK-1	✓
		Steel	RTMFK-2	✓
		Timber Bolt Through	RTMFK-3	✓
		Timber Coach Screw	RTMFK-4	✓

RESOLUTE/MILANO SIDE FIXED POST

PRODUCT	DESCRIPTION	COLOUR	CODE	STOCK
	Concealed Side Fixed Post (1 metre FFL, 1.25mm OA)	POWDERCOATED	RCSMP-PC	✓
	Manufactured, assembled & powdercoated: Price for 1 metre post FFL (1.25mm OA). Additional length available up to 2 metre FFL. Front clamp and main body, lined with rubber and backing seal. Supplied with top cap & bottom cover plate fully assembled. * Concealed version Shown			
		MILL	RCSMP-MILL	✓
	Exposed Side Fixed Post (1 metre FFL, 1.25mm OA)	POWDERCOATED	RESMP-PC	✓
		MILL	RESMP-MILL	✓
	Additional Height (per 100mm FFL) Add 1x per extra 100mm req FFL over 1 metre	POWDERCOATED	RPADD-PC	✓
		MILL	RPADD-MILL	✓
	Integrated Handrail Bracket & Attachment Per Post	Satin	RPHB-SS	✓
		Polished	RPHB-PS	✓
		Powdercoated	RPHB-PC	✓
PRODUCT	DESCRIPTION	TYPE	CODE	STOCK
	Concealed Fixing Kits Per Post	Concrete	RCSMFK-1	✓
		Steel	RCSMFK-2	✓
		Timber Bolt Through	RCSMFK-3	✓
	Exposed Fixing Kits Per Post	Concrete	RESMFK-1	✓
		Steel	RESMFK-2	✓
		Timber Bolt Through	RESMFK-3	✓
		Timber Coach Screw	RESMFK-4	✓

*FFL = From finished floor level (from floor to top of glass) (top cap finishes 10mm above required height FFL).
*Side fixed posts extend 200mm+ down from FFL to bottom of post. 200-250mm included in standard price.
*First fixing hole typically 60mm down from FFL
*Additional length below FFL may be required if extending height depending on area and wind load.

RANGE OVERVIEW | STANDOFF & DISC SYSTEMS









	SD50 Double Disc System Application: Side Fixed Glass Sizes: 12mm - 17.5mm Standard (up to 21.5mm on request) Wind Zones: Up to Extra High Occupancies: A, B, C3, E & Pool Fences Specific Design: C1/C2
	SD75 Single Disc Application: Side Fixed Glass Sizes: 12mm - 17.5mm Standard Wind Zones: Up to Extra High Occupancies: A, B, C3, E & Pool Fences Specific Design: C1/C2
	SD100 Single Disc Application: Side Fixed Glass Sizes: 12mm - 17.5mm Standard Wind Zones: Up to Extra High Occupancies: A, B, C3, E & Pool Fences Specific Design: C1/C2
	PF150 Plate Fix (Round & Rectangle) Application: Side Fixed Glass Sizes: 12mm - 17.5mm Standard Wind Zones: Up to Extra High Occupancies: A, B, C3, E & Pool Fences Specific Design: C1/C2
	Pradis Clamp Application: Side Fixed Glass Sizes: 12mm - 21.5mm Standard Wind Zones: Up to Extra High Occupancies: A, B, C1/C2, C3, E & Pool Fences Specific Design: C5

SD50 DISC ASSEMBLIES









PRODUCT	DESCRIPTION	STANDOFF SIZE	FINISH	CODE	STOCK
	SD50 Flat Head 50mm diameter assembly with stand-off, and flat edge concealed head.	30mm	Polished Stainless	SD50-FH-PS	✓
			Satin Stainless	SD50-FH-SS	✓
			Black	SD50-FH-BK	✓
			Powdercoated	SD50-FH-PC	✓
			MILL	SD50-FH-MILL	✓
	SD50 Bevelled Head 50mm diameter assembly with stand-off, and flat bevelled edge concealed head.	30mm	Polished Stainless	SD50-BH-PS	✓
			Satin Stainless	SD50-BH-SS	✓
			Black	SD50-BH-BK	✓
			Powdercoated	SD50-BH-PC	✓
			MILL	SD50-BH-MILL	✓
	SD50 Screw Head 50mm diameter assembly with stand-off, and flat edge exposed screw head.	30mm	Polished Stainless	SD50-SH-PS	✓
			Satin Stainless	SD50-SH-SS	✓
	Square Cover Kit 50mm Square cover kit for round disc caps and bodies.	30mm	Polished Stainless	SD50SCK-PS	✓
			Satin Stainless	SD50SCK-SS	✓
	SD50/A Adjustable Anchor 50mm diameter assembly with an adjustable stand-off, and flat edge exposed screw head.	Adjustable (40-50mm)	Polished Stainless	ASD50-SH-PS	✓
			Satin Stainless	ASD50-SH-SS	✓
	SS50 Square Anchor 50mm Square assembly with stand-off, and flat edge concealed head.	25mm	Polished Stainless	SS50-FH-PS	✓
			Satin Stainless	SS50-FH-SS	✓
	Glass to Cleat Anchor 50mm Cleat assembly with round edge head and 6mm standoff.	6mm	Satin Stainless	CA50-SS	✓

* Fixings & extra parts ordered separately, see page 32.
* Powdercoating P.O.A.
* SPECIFY GLASS THICKNESS ON ORDER.

SD50 FIXINGS & PARTS











PRODUCT	DESCRIPTION	SIZE	FINISH	CODE	STOCK
	Round Gaskets 50mm diameter M10	0.8mm	Black Fibre	FG50-08	✓
		1.6mm	Black Fibre	FG50-16	✓
			Black EPDM	RG50-16	✓
		2mm	Black Fibre	FG50-2	✓
	Round Bush 19.5mm outer Diameter 11.5mm Long	M10	Nylon	NB20-M10	✓
	Standoff Pin Spanner		MILL	D50-TOOL	✓
PRODUCT	DESCRIPTION	SIZE	CODE	STOCK	
	M10 Threaded Rods SS 316	50mm	TR10-50	✓	
		100mm	TR10-100	✓	
		115mm	TR10-115	✓	
		140mm	TR10-140	✓	
	M10 Lag Screw SS 316	100mm	LS10-100	✓	
		120mm	LS10-120	✓	
		140mm	LS10-140	✓	
		M10 Lag Screw Zinc Plated (Internal Only)	70mm	LS10-70ZP	✓
100mm	LS10-100ZP		✓		
120mm	LS10-140ZP		✓		
	Hex Nut	M10	HN-M10	✓	
	Dome Nut	M10	DN-M10	✓	
	Washer 24mm diameter	M12	FW-M1224	✓	

SD50 COMPONENTS









PRODUCT	DESCRIPTION	FINISH	CODE	STOCK	
	Flat Head Cap 50 x 10mm Flat Head M10	Polished Stainless	SDFH-PS	✓	
		Satin Stainless	SDFH-SS	✓	
		Black <i>(Stepped)</i>	SDFH-BK	✓	
		MILL <i>(Stepped)</i>	SDFH-MILL	✓	
	Bevelled Head Cap 50 x 10mm Bevelled Head M10 8mm Edge, 2mm Bevel	Polished Stainless	SDBH-PS	✓	
		Satin Stainless	SDBH-SS	✓	
		Black <i>(Stepped)</i>	SDBH-BK	✓	
		MILL <i>(Stepped)</i>	SDBH-MILL	✓	
	CSK Flat Screw Head Cap 50 x 10mm CSK Head M10	Polished Stainless	SDSH-PS	✓	
		Satin Stainless	SDSH-SS	✓	
	CSK Round Screw Head Cap 50 x 6mm CSK Head M10	Polished Stainless	SDRH-PS	✓	
		Satin Stainless	SDRH-SS	✓	
PRODUCT	DESCRIPTION	STANDOFF SIZE	FINISH	CODE	STOCK
	Threaded Body Threaded Hole for M10 Rod 50mm dia	6mm	Satin Stainless	SDB6-SS	✓
		10mm	Satin Stainless	SDB10-SS	✓
		20mm	Satin Stainless	SDB20-SS	✓
		25mm	Satin Stainless	SDB25-SS	✓
			Polished	SDB25-PS	✓
		30mm	Satin Stainless	SDB30-SS	✓
			Polished	SDB30-PS	✓
			Black	SDB30-BK	✓
			MILL	SDB30-MILL	✓
		40mm	Satin Stainless	SDB40-SS	✓
		50mm	Satin Stainless	SDB50-SS	✓
	Spacer Body Through Hole for M10 Rod 50mm dia	6mm	Satin Stainless	SDS6-SS	✓
		10mm	Satin Stainless	SDS10-SS	✓
		20mm	Satin Stainless	SDS20-SS	✓
		25mm	Satin Stainless	SDS25-SS	✓
			Polished	SDS25-PS	✓
		30mm	Satin Stainless	SDS30-SS	✓
			Polished	SDS30-PS	✓
			Stair Stringer Spacer Threaded Hole for M10 bolt to cap. 3x CSK holes for fixing 14g CSK screws (sold separately) to Stair Stringers. *Internal use only Occ A	10mm	Polished Stainless
Satin Stainless	SDSS10-SS				✓
25mm	Polished Stainless			SDSS25-PS	✓
	Satin Stainless			SDSS25-SS	✓
	Weatherboard Shim 12mm thick tapered to 5mm 8 degree angle 10.5mm diameter through hole	12-5mm	Polished Stainless	SDWS-PS	✓
			Satin Stainless	SDWS-SS	✓

* M12 components available on request.
* Custom length and size parts available on request.
* Powdercoating P.O.A






SD75 SINGLE DISC


PRODUCT	DESCRIPTION	SIZE	FINISH	CODE	STOCK
	SD75 Screw Head 75mm diameter Single Disc assembly with 30mm stand-off. Bevelled edge screw head.		Satin Stainless	SD75-SS	✓
	Square Cover Kit To Convert SD75 to square fitting.		Polished Stainless	SD75SCK-PS	✓
			Satin Stainless	SD75SCK-SS	✓
	Round Gaskets 75mm diameter M12	0.8mm	Black Fibre	FG75-08	✓
		0.8mm	Clear LDPE	LG75-08	✓
	Tapered Shim 75mm diameter M12	1-2mm	Black Fibre	TS75-1-2	✓
		1-3mm	Black Fibre	TS75-1-3	✓
	Round Bush 19.5mm outer Diameter 11.5mm Long	M12	Nylon	NB20-M12	✓
PRODUCT	DESCRIPTION	SIZE	CODE	STOCK	
	M12 Threaded Rods	50mm	TR12-50	✓	
		100mm	TR12-100	✓	
		120mm	TR12-120	✓	
		140mm	TR12-140	✓	
	M12 Lag Screw	100mm	LS12-100	✓	
		120mm	LS12-120	✓	
		140mm	LS12-140	✓	
	Hex Nut	M12	HN-M12	✓	
	Dome Nut	M12	DN-M12	✓	
	Washer 24mm diameter	M12	FW-M1224	✓	

SD100 SINGLE DISC


PRODUCT	DESCRIPTION	SIZE	FINISH	CODE	STOCK
	SD100 Screw Head 100mm diameter assembly with 30mm stand-off. Flat edge screw head.		Satin Stainless	SD100-SS	✓
	Round Gaskets 100mm diameter M12	0.8mm	Black Fibre	FG100-08	✓
		0.8mm	Clear LDPE	LG100-08	✓
	Round Bush 19.5mm outer Diameter 11.5mm Long	M12	Nylon	NB20-M12	✓
PRODUCT	DESCRIPTION	SIZE	CODE	STOCK	
	M12 Threaded Rods	50mm	TR12-50	✓	
		100mm	TR12-100	✓	
		120mm	TR12-120	✓	
		140mm	TR12-140	✓	
	M12 Lag Screw	100mm	LS12-100	✓	
		120mm	LS12-120	✓	
		140mm	LS12-140	✓	
	Hex Nut	M12	HN-M12	✓	
	Dome Nut	M12	DN-M12	✓	
	Washer 24mm diameter	M12	FW-M1224	✓	


PF150 PLATE FIX

PRODUCT	DESCRIPTION	SIZE	FINISH	CODE	STOCK
	PF150 Plate Fix Fitting Single or Double point fixing. 20mm stand off spacer, 6mm outer plate. 150mm long with 50mm radius ends.		Satin Stainless	PF150-SS	✓
			Black	PF150-BK	✓
	PF150 Fitting with Round Cover Single or Double point fixing. 20mm stand off spacer, 6mm outer plate & cover. 150mm long with 50mm radius ends.		Satin Stainless	PF150R-SS	✓
			Black	PF150R-BK	✓
	PF150 Fitting with Rectangle Cover Single or Double point fixing. 20mm stand off spacer, 6mm outer plate & cover. 150mm long.		Satin Stainless	PF150S-SS	✓
			Black	PF150S-BK	✓
	Oval Gaskets Suit PF150 M12	0.8mm	Black Fibre	PF150-FG	✓
	Round Bush 19.5mm outer Diameter 11.5mm Long	M12	Nylon	NB20-M12	✓

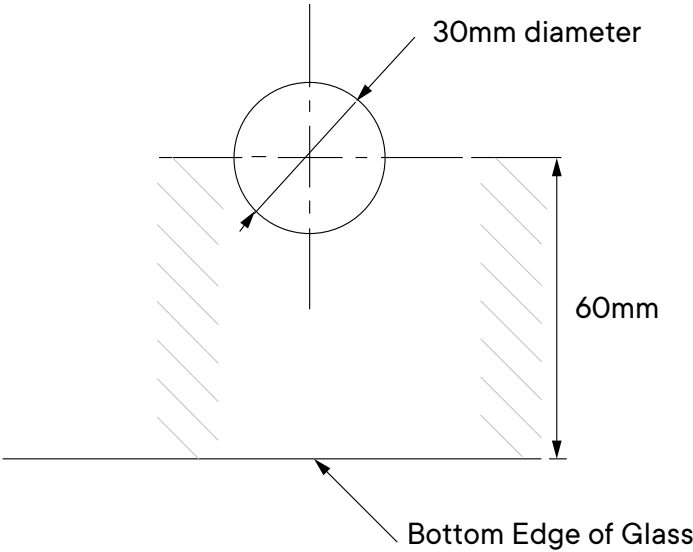
PRODUCT	DESCRIPTION	SIZE	CODE	STOCK
	Timber Fix 1 (Double point) 2x 120mm CSK Coach Screws & Washers	M10	PFFK-TC-1	✓
	Timber Fix 2 (Single point) 1x 120mm CSK Coach Screw & Washer	M12	PFFK-TC-2	✓
	Concrete Fix 1 (Double point) 2x 120mm CSK Coach Bolts & Washers	M10	PFFK-C-1	✓
	Concrete Fix 2 (Single point) 1x 120mm CSK Coach Bolt & Washer	M12	PFFK-C-2	✓
	Bolt Through Fix 1 (Double point) 2x CSK Coach Bolts, Washers & Hex Nuts.	M10x50mm Steel	PFFK-S-1	✓
		M10x100mm Timber	PFFK-BT-1	✓
	Bolt Through Fix 2 (Single point) 1x CSK Coach Bolt, Washer & Hex Nut	M12x50mm Steel	PFFK-S-2	✓
		M12x100mm Timber	PFFK-BT-1	✓

EZ1 PRADIS CLAMP

PRODUCT	DESCRIPTION	FINISH	CODE	STOCK
	EZ1 Pradis Clamp. Single point fixing. 40mm stand off spacer, 150mm long. Hole required in panel	Satin Anodised	EZ1-SA	✓
		Black Anodised	EZ1-BK	✓

PRODUCT	DESCRIPTION	SIZE	CODE	STOCK
	Timber Lag Fix 1x 190mm Lag Screw	M12	PCFK-LS	✓
	Concrete Fix 1x 180mm Threaded Rod	M12	PCFK-C	✓
	Bolt Through Fix 1x Threaded Rod, Washer & Hex Nut	M12x80mm Steel	PCFK-BT-1	✓
		M12x160mm Timber	PCFK-BT-2	✓





*Specify glass thickness on order.
*Spacings vary depending on substrate, wind load & occupancy.



RANGE OVERVIEW | MINI POSTS, STRUTS & SPIGOTS





	SP12 Square Base Application: Base Fixed Glass Sizes: 12mm - 17.5mm Wind Zones: Up to Extra High Occupancies: A, B, C1/C2, C3, D, E & Pool Fences	
	SP13 Side / Face Mount Application: Side Fixed Glass Sizes: 12mm - 17.5mm Wind Zones: Up to Extra High Occupancies: A, B, C3, E & Pool Fences	
	SP14 Centrally Fixed Application: Base Fixed Glass Sizes: 12mm - 17.5mm Wind Zones: Up to Extra High Occupancies: A, B, C3, E & Pool Fences	
	SP15 Oval Base Application: Base Fixed Glass Sizes: 12mm - 17.5mm Wind Zones: Up to Extra High Occupancies: A, B, C1/C2, C3, D, E & Pool Fences	SP10 Oval Base Application: Base Fixed Glass Sizes: 12mm - 13.5mm Wind Zones: (Pending Confirmation) Occupancies: (Pending Confirmation)
	RMP160 & SMP160 Round & Square Mini Posts Application: Base Fixed Glass Sizes: 12mm - 13.5mm Wind Zones: (Pending Confirmation) Occupancies: (Pending Confirmation)	

SP12 SQUARE BASE STRUT POST

PRODUCT	DESCRIPTION	FINISH	CODE	STOCK	
	SP12 Square Base Heavy Duty Strut Post 4 point M10 fixing to substrate. Used with 12–17.5mm glass. <i>Fully adjustable tilting mechanism.</i>		Polished Stainless	SP12-PS	✓
			Satin Stainless	SP12-SS	✓
			Black	SP12-BK	✓
		FIXING KITS			CODE
Masonry Fix 4x M10 115mm Threaded Rod, Flat Washers and Nuts.		SP12FK-1		✓	
Steel Fix 4x M10 40mm Hex Bolt, Flat Washers and Nuts.		SP12FK-2		✓	
Timber Fix 4x M10 180mm Coach Screw & Flat Washer.		SP12FK-3		✓	
Timber Bolt Through Hex bolt, nuts & washers.		SP12FK-4		✓	







SP13 FACE FIXED STRUT POST

PRODUCT	DESCRIPTION	FINISH	CODE	STOCK	
	SP13 Face/Side Mount Heavy Duty Strut Post 2 point M12 fixing to substrate. Used with 12–17.5mm glass. <i>Fully adjustable tilting mechanism.</i>		Polished Stainless	SP13-PS	✓
			Satin Stainless	SP13-SS	✓
			Black	SP13-BK	✓

FIXING KITS		CODE	STOCK
Masonry Fix 2x 140mm M12 Threaded Rods, Flat Washers and Nuts.		SP13FK-1	✓
Steel Fix 2x 60mm M12 Hex Bolts, 4x Flat Washers and Nuts.		SP13FK-2	✓
Timber Fix 2x 140mm M12 Coach Screws & Flat Washers.		SP13FK-3	✓
Timber Bolt Through 2x 180mm M12 Hex Bolts, 4x Flat Washers and Nuts.		SP13FK-4	✓

SP14 CONCEALED STRUT POST



PRODUCT	DESCRIPTION	FINISH	CODE	STOCK	
	SP14 Concealed Fixed Heavy Duty Strut Post Double or single point M12 fixing to substrate. Used with 12–17.5mm glass. <i>Fully adjustable tilting mechanism.</i> (Includes center locking nut)		Polished Stainless	SP14-PS	✓
			Satin Stainless	SP14-SS	✓
			Black	SP14-BK	✓
FIXING KITS			CODE	STOCK	
Masonry Fix 1 1x 180mm M12 Threaded Rod (Used with center locking nut).			SP14FK-1	✓	
Masonry Fix 2 2x 120mm M12 Threaded Rods.			SP14FK-2	✓	
Steel Fix 2x 60mm M12 Threaded Rods, 2x Flat Washers and Nuts.			SP14FK-3	✓	
Timber Fix 1x 190mm M12 Lag Screw, (Used with center locking nut).			SP14FK-4	✓	
Timber Bolt Through 2x 180mm M12 Threaded Rod, 2x Flat Washers and Nuts.			SP14FK-5	✓	

SP10 & SP15 OVAL BASE STRUT POSTS

PRODUCT	DESCRIPTION	FINISH	CODE	STOCK
	SP10 Oval Base Mini Strut Post 2 point M10 fixing to substrate. Used with 10–13.5mm glass.	 Polished Stainless	SP10-PS	✓
		 Satin Stainless	SP10-SS	✓
		 Black	SP10-BK	✓
	SP15 Oval Base Heavy Duty Strut Post 2 point M12 fixing to substrate. Used with 12–17.5mm glass. <i>Fully adjustable tilting mechanism.</i>	 Polished Stainless	SP15-PS	✓
		 Satin Stainless	SP15-SS	✓
		 Black	SP15-BK	✓

FIXING KITS	METRIC	CODE	STOCK
Masonry Fix 2x 115mm Threaded Rod, Flat Washers and Nuts.	M10	SP10FK-1	✓
	M12	SP15FK-1	✓
Steel Fix 2x 40mm Hex Bolt, Flat Washers and Nuts.	M10	SP10FK-2	✓
	M12	SP15FK-2	✓
Timber Fix 2x 180mm Coach Screw & HD Flat Washer.	M10	SP10FK-3	✓
	M12	SP15FK-3	✓
Timber Bolt Through 2x 180mm Hex Bolts, 4x Flat Washers and Nuts.	M10	SP10FK-4	✓
	M12	SP15FK-4	✓

ROUND & SQUARE MINI POST SPIGOTS



PRODUCT	DESCRIPTION	FINISH	CODE	STOCK
	RMP160 Round Mini Post Spigot 4 point M10 fixing to substrate. Used with 10–13.5mm glass. Includes baseplate for height adjustment	Polished Stainless	RMP160-PS	✓
		Satin Stainless	RMP160-SS	✓
		Black	RMP160-BK	✓
	SMP160 Square Mini Post Spigot 4 point M10 fixing to substrate. Used with 10–13.5mm glass. Includes baseplate for height adjustment	Polished Stainless	SMP160-PS	✓
		Satin Stainless	SMP160-SS	✓
		Black	SMP160-BK	✓

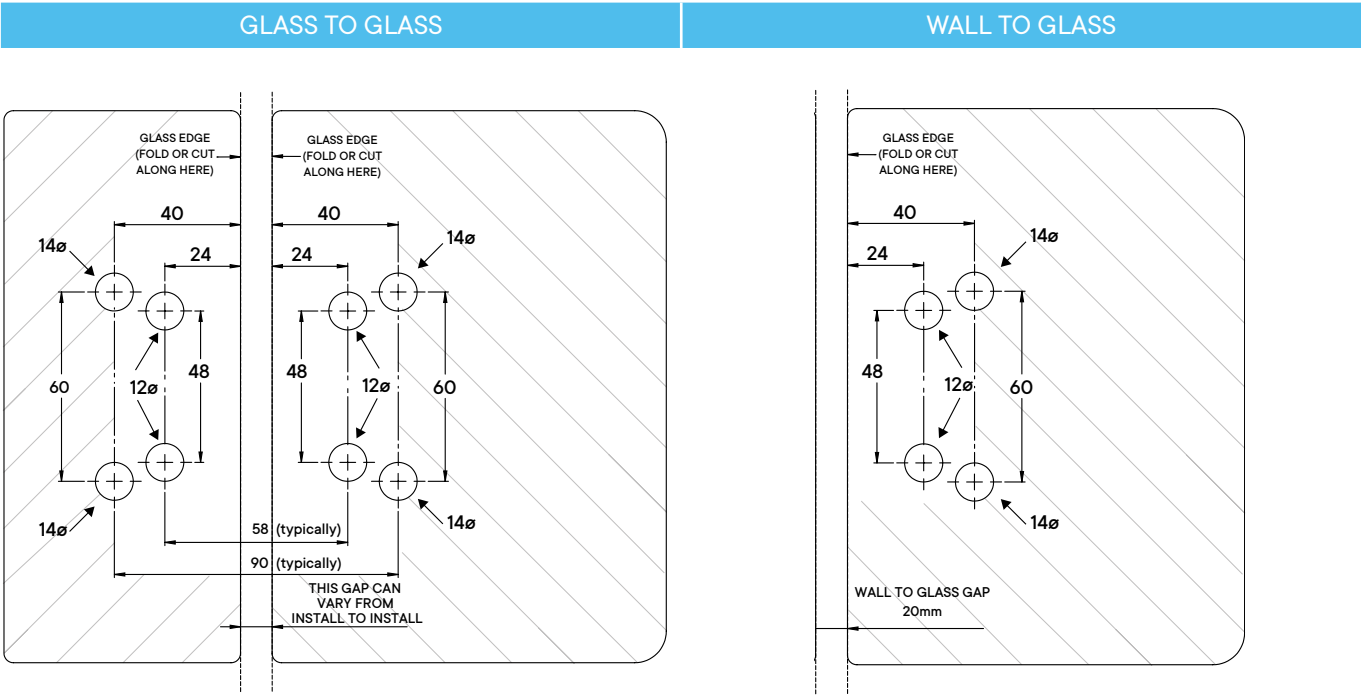
FIXING KITS	CODE	STOCK
Masonry Fix 4x 120mm M10 Threaded Rods, Flat Washers and Nuts.	MPFKIT-1	✓
Steel Fix 4x 60mm M10 Hex Bolts, Flat Washers and Nuts.	MPFKIT-2	✓
Timber Fix 4x 140mm M10 Coach Screws and Flat Washers.	MPFKIT-3	✓
Timber Bolt Through 4x 180mm M10 Hex Bolts, Flat Washers and Nuts.	MPFKIT-4	✓

RANGE OVERVIEW | GATE HINGES & LATCHES

		Soft Close Hinges (Polaris / Atlantic) Application: Glass Gate or Door Glass Sizes: 8mm - 12mm Standard
		Premium Latches Application: Glass Gate or Door Glass Sizes: 8mm - 12mm Standard
		Vienna Hydraulic Hinges & Latches Application: Glass Gate or Door Glass Sizes: 8mm - 12mm Standard



POLARIS SOFT CLOSE HINGES

PRODUCT	DESCRIPTION	FINISH	CODE	STOCK
	Polaris Soft Close Glass to Glass Hinge Soft Close Fully speed adjustable, for 8-12mm Glass. <i>*Sold Per Set</i>	Polished	PSC180-PS	✓
		Satin	PSC180-SS	✓
		Black	PSC180-BK	✓
	Polaris Soft Close Wall to Glass Hinge Soft Close Fully speed adjustable, for 8-12mm Glass. <i>*Sold Per Set</i>	Polished	PSC90-PS	✓
		Satin	PSC90-SS	✓
		Black	PSC90-BK	✓



* Only 1 set of holes required on each panel for use.
* Mutiple hole options allow for certain retro fit gate units.

ATLANTIC SOFT CLOSE HINGES

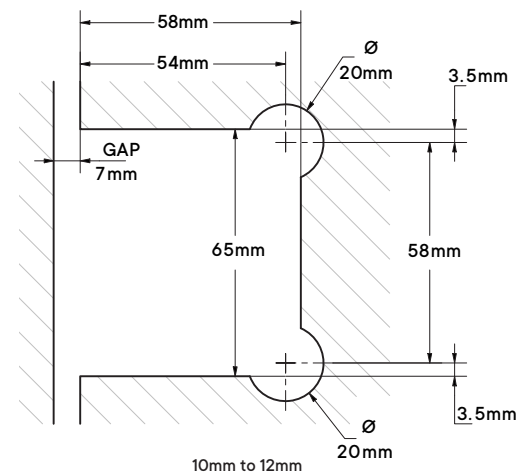
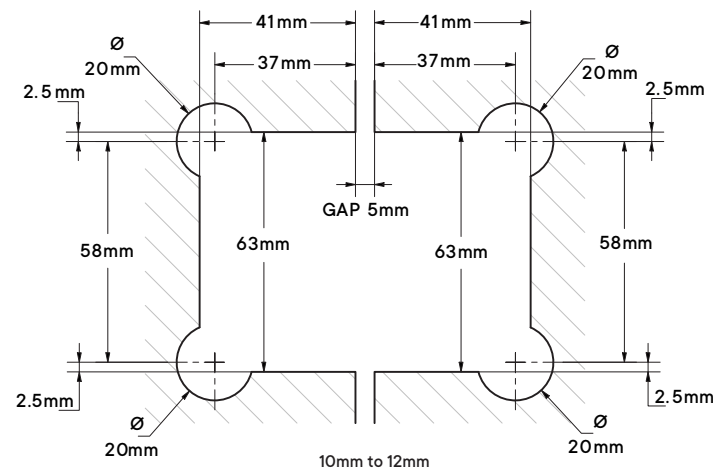
PRODUCT	DESCRIPTION	FINISH	CODE	STOCK
	Atlantic Soft Close Glass to Glass Hinge Soft Close for 8-12mm Glass. <i>*Sold Per Set</i>	Polished	ASC180-PS	✓
		Satin	ASC180-SS	✓
		Black	ASC180-BK	✓
	Atlantic Soft Close Wall to Glass Hinge Soft Close for 8-12mm Glass. <i>*Sold Per Set</i>	Polished	ASC90-PS	✓
		Satin	ASC90-SS	✓
		Black	ASC90-BK	✓

PREMIUM GATE LATCHES

PRODUCT	DESCRIPTION	FINISH	CODE	STOCK
	Premium Gate Latch 180° Glass to Glass	Polished	PL180GG-PS	✓
	Comes with magnetic latch. Friction fit to side panel, Holes only required in gate panel. for 8–12mm Glass.	Satin	PL180GG-SS	✓
		Black	PL180GG-BK	✓
	Premium Gate Latch 90° Wall to Glass	Polished	PL90WG-PS	✓
	Comes with magnetic latch. Holes required in gate panel. for 8–12mm Glass.	Satin	PL90WG-SS	✓
		Black	PL90WG-BK	✓
	Premium Gate Latch 90° Glass to Glass	Polished	PL90GG-PS	✓
	Comes with magnetic latch. Friction fit to side corner panel, Holes only required in gate panel. for 8–12mm Glass.	Satin	PL90GG-SS	✓
		Black	PL90GG-BK	✓

GLASS TO GLASS CUTOUT

WALL TO GLASS CUT OUT

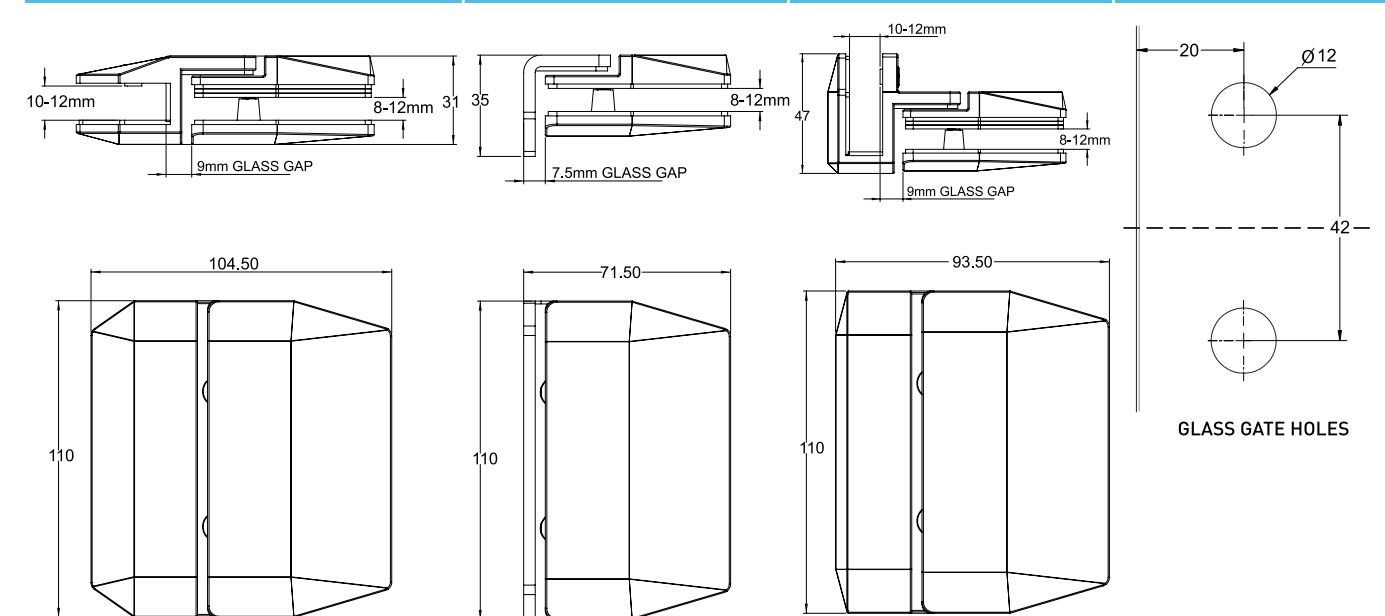


GLASS TO GLASS

WALL TO GLASS

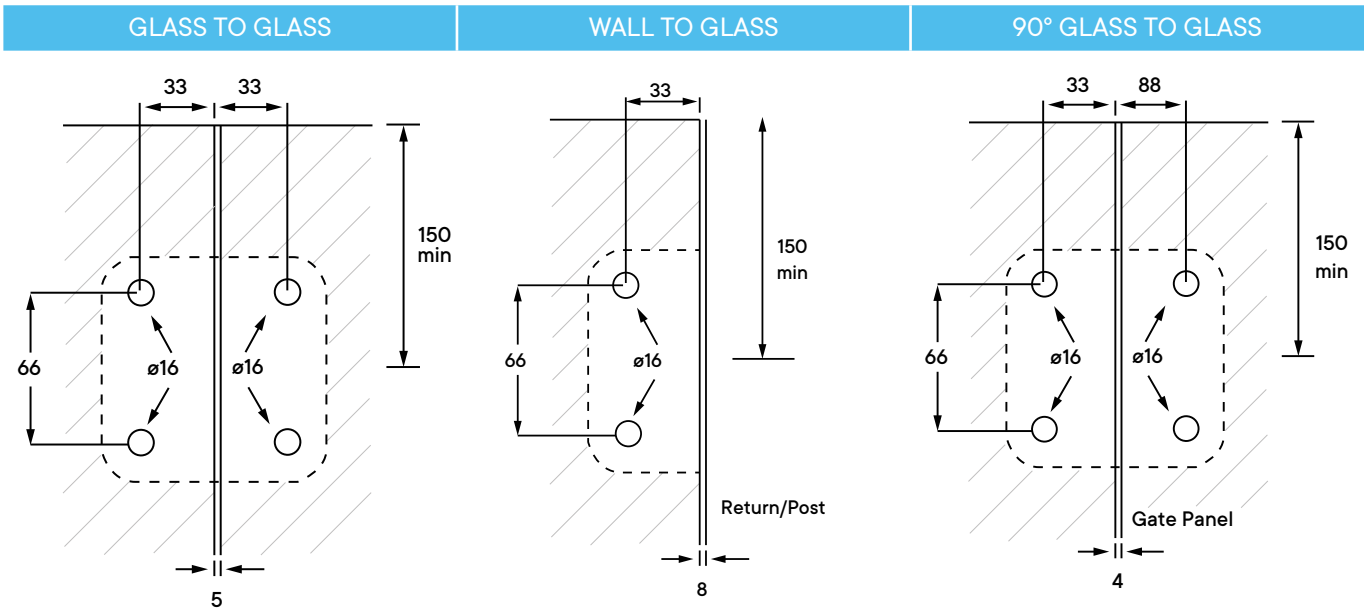
90° GLASS TO GLASS

GLASS GATE HOLES



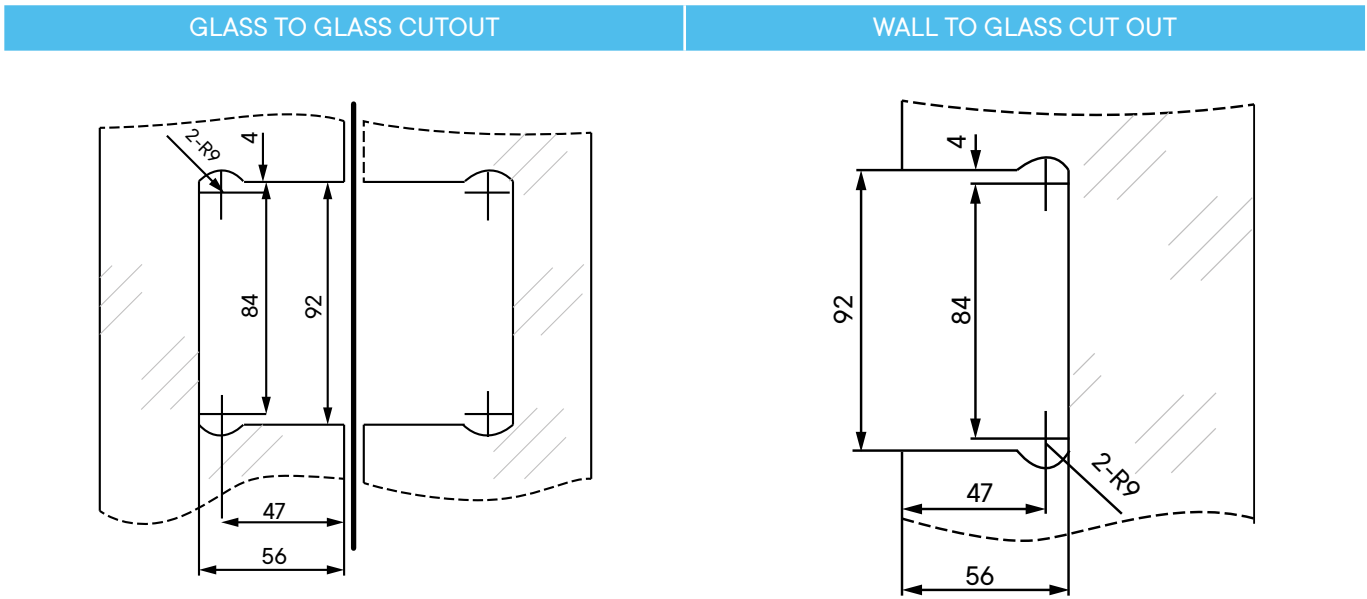
VIENNA GATE LATCHES

PRODUCT	DESCRIPTION	FINISH	CODE	STOCK
	Vienna Gate Latch 180 Glass to Glass for 10-12mm Glass.	Polished	VL180GG-PS	✓
		Satin	VL180GG-SS	✓
		Black	VL180GG-BK	✓
	Vienna Gate Latch 90 Wall/Post to Glass for 10-12mm Glass.	Polished	VL90WG-PS	✓
		Satin	VL90WG-SS	✓
		Black	VL90WG-BK	✓
	Vienna Gate Latch 90 Glass to Glass For Corner Glass to Glass. Can be reversed for External & Internal corners. for 10-12mm Glass.	Polished	VL90GG-PS	✓
		Satin	VL90GG-SS	✓
		Black	VL90GG-BK	✓







VIENNA GATE HINGES


PRODUCT	DESCRIPTION	FINISH	CODE	STOCK
	Vienna Hydraulic Glass to Glass Hinge Hydraulic Self Close Hinge for 10-12mm Glass. <i>*Sold Per Set</i>	Polished	VH180-NHO-PS	✓
		Satin	VH180-NHO-SS	✓
		Black	VH180-NHO-BK	JULY 25
	Vienna Hydraulic Wall to Glass T Hinge Hydraulic Self Close Hinge T Centre Backplate for 10-12mm Glass. <i>*Sold Per Set</i>	Polished	VH90T-NHO-PS	✓
		Satin	VH90T-NHO-SS	✓
		Black	VH90T-NHO-BK	JULY 25
	Vienna Hydraulic Wall to Glass L Hinge Hydraulic Self Close Hinge L Offset Backplate for 10-12mm Glass. <i>*Sold Per Set</i>	Polished	VH90L-NHO-PS	✓
		Satin	VH90L-NHO-SS	✓
		Black	VH90L-NHO-BK	JULY 25



GATE PIVOT ARMS & PATCHES





PRODUCT	DESCRIPTION	FINISH	CODE	STOCK
	PGA Patch to Patch Gate Pivot Arm Used with 2 PF20 Top Patch Fittings, Glass to Glass. Does not include patch fittings	SSS	PGA-SS	✓
	PWA Wall to Patch Gate Pivot Arm Wall to PF20 Top Patch fitting	SSS	PWA-SS	✓
	PGH2 Glass to Patch Gate Pivot Arm Suits Glass to PF20 Top Patch fitting 10-12mm glass,	SSS	PGH2-SS	✓
	PGH6 Glass to Patch 90 Gate Pivot Arm Suits Glass to PF20 Top Patch fitting 10-12mm glass,	SSS	PGH6-SS	✓

STIFFENER BRACKETS & CLAMPS






PRODUCT	DESCRIPTION	GLASS SIZE	FINISH	CODE	STOCK
	Stiffener Bracket 180 Glass to Glass	12-15mm	Polished	SB180-15-PS	✓
			Satin	SB180-15-SS	✓
		17-22mm	Polished	SB180-21-PS	✓
			Satin	SB180-21-SS	✓
	Stiffener Bracket 90 Wall to Glass	12-15mm	Polished	SBW-15-PS	✓
			Satin	SBW-15-SS	✓
		17-22mm	Polished	SBW-21-PS	✓
			Satin	SBW-21-SS	✓
	Stiffener Bracket 90 Glass to Glass	12-15mm	Polished	SB90-15-PS	✓
			Satin	SB90-15-SS	✓
		17-22mm	Polished	SB90-21-PS	✓
			Satin	SB90-21-SS	✓
	Stiffener Bracket Adjustable Glass to Glass	12-15mm	Polished	SBAJ-15-PS	✓
			Satin	SBAJ-15-SS	✓
		17-22mm	Polished	SBAJ-21-PS	✓
			Satin	SBAJ-21-SS	✓
	Balustrade Clamp 180 Glass to Glass	12-13.5mm	Polished	BC180-PS	✓
			Satin	BC180-SS	✓
			Black	BC180-BK	✓
	Balustrade Clamp 90 Wall to Glass With removable backplate (for centrally fixed or L plate fix)	12-13.5mm	Polished	BCW-PS	✓
			Satin	BCW-SS	✓
			Black	BCW-BK	✓
	Balustrade Clamp 90 Glass to Glass	12-13.5mm	Polished	BC90-PS	✓
			Satin	BC90-SS	✓
			Black	BC90-BK	✓
	Balustrade Clamp Adjustable Glass to Glass	12-13.5mm	Polished	ABC-PS	✓
			Satin	ABC-SS	✓
			Black	ABC-BK	✓

* All brackets are supplied with a selection of gaskets to suit glass thickness and includes stainless steel clamping plates.
* No Holes required in the glass.

BALUSTRADE BRACKETS

PRODUCT	DESCRIPTION	FINISH	CODE	STOCK
	Square Bracket Wall to Glass Holes required. 10-12mm Glass	Polished Stainless	BB70S-PS	✓
		Satin Stainless	BB70S-SS	✓
	Round Bracket Wall to Glass Holes required. 10-12mm Glass	Polished Stainless	BB70R-PS	✓
		Satin Stainless	BB70R-SS	✓
	Square Bracket Glass to Glass Holes required. 10-12mm Glass	Polished Stainless	BBD70S-PS	✓
		Satin Stainless	BBD70S-SS	✓
	Round Bracket Glass to Glass Holes required. 10-12mm Glass	Polished Stainless	BBD70R-PS	✓
		Satin Stainless	BBD70R-SS	✓

GLASS CLAMPS











PRODUCT	DESCRIPTION	FINISH	CODE	STOCK
	Round Glass Clamp Suits 8-12mm Glass Flat Clamp Back Friction clamp or (optional) Pin through glass.	Polished	RGCF-PS	✓
		Satin	RGCF-SS	✓
	Square Glass Clamp Suits 8-12mm Glass Flat Clamp Back Friction clamp or (optional) Pin through glass.	Polished	SGCF-PS	✓
		Satin	SGCF-SS	✓
	Round Glass Clamp Suits 8-12mm Glass Round Clamp Back Friction clamp or (optional) Pin through glass.	Polished	RGCR-PS	✓
		Satin	RGCR-SS	✓
	Square Glass Clamp Suits 8-12mm Glass Round Clamp Back Friction clamp or (optional) Pin through glass.	Polished	SGCR-PS	✓
		Satin	SGCR-SS	✓
	Security Pin Can be fitted into clamps	Plastic	SP202	✓

POWDERCOATING PRICELIST

DESCRIPTION	CODE	PRODUCT		STOCK
Standoffs, Disc Sets PER DISC	PC1-DISC			✓
Spigots, Mini Posts PER POST	PC1-SPIGOT			✓
Gate Hinges, Latches PER HINGE, LATCH	PC-HINGE			✓
Brackets, Clamps PER BRACKET	PC-BRACKET			✓
Covers, Channels, Extrusions & Handrails PER M OF EXTRUSION	PC-PERM			✓

*Pricing subject to change
*Minimum spend \$300+GST per order
*Pricing based on standard Powdercoating Range, special powders may incur surcharge
*Project rates or larger qty jobs P.O.A.

FREIGHT SERVICE & PRICING

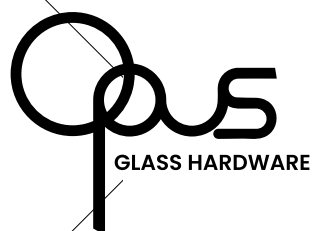

SERVICE	COURIER BAG		SMALL BOX		LARGE BOX/LENGTH		>1.8-2.4M+ LENGTH		>2.4M+ LENGTH	
	NATIONWIDE		NORTH	SOUTH	NORTH	SOUTH	NORTH	SOUTH	NORTH	SOUTH
OVERNIGHT								N.A		N.A
2-3 Day Courier	N.A	N.A							N.A	N.A
2-5 Day Truck	N.A	N.A	N.A	N.A	N.A	N.A	N.A	N.A		
CARRIERS										
1-3 Day Auckland Freight										

*Pricing subject to change
*Pricing & Lead Times indicative only, Please get in touch with customer services for an POA Freight Quote if needed.
*Opus cannot guarantee the delivery turnaround service due to unpredictable possibilities and delays that can affect carriers lead times.
*Oversized Deliveries & Shipments such as Balustrades POA.

SERVICE	NORTH	SOUTH	DELIVERY
Standard Stock Items	1 - 3	1 - 3	Working days (Standard Delivery) from order placement.
Oversized Items	2 - 4	4 - 6	Working days (Standard Delivery) from order. (Greater than 2.5m in length, or overweight)
Powdercoated Items	5 - 7	7 - 10	Working days (Standard Delivery) from order placement.
Anodised Items	20 - 25	25 - 30	Working days (Standard Delivery) from order placement.
Site Specific PS1's	5 - 7		Working days (Standard Duration) from order placement.
Custom or Specific Engineering	TBC		At time of order placement with Customer Service Department.
International Orders			

*Opus cannot guarantee the delivery turnaround service due to unpredictable possibilities and delays that can affect carriers lead times. Lead Times indicative only.





0800 404 043
opushardware.com