

HOOK SEAM, LOCK SEAM AND FLAT LOCK ARCHITECTURAL EUROPEAN STYLE METAL TRAY WALL CLADDING

PURPOSE

Hook Seam, Lock Seam and Flat Lock Architectural European Style Metal Tray Wall Cladding (Hook and Lock Seam Metal Tray Cladding) is supplied by Metal Design Solutions Group (MDS) for use in external wall cladding systems.

EXPLANATION

Hook and Lock Seam Metal Tray Cladding are metal tray profiles with panels that incorporate an interlocking seam that contrasts with the flat panel. The Hook Seam has once folded flat seams, the Lock Seam has expressed welted seams and the Flat Lock has three times folded seams at the panel edges. Panels are typically 500 mm in width.

The Hook Seam, Lock Seam and Flat Lock profiles are manufactured from 0.55 BMT pre-painted steel, 0.9 BMT aluminium, 0.6 BMT copper or 0.7 BMT zinc.




All three profiles have a half “S” hidden locking clip.

Custom sizes are available.

The profiles can be installed horizontally or vertically and are fixed with hidden fixings lock together at the seam and are fixed with the clips to a plywood substrate.



For further assistance please contact:

-  09 640 0009
-  info@mds.net.nz
-  mds.net.nz

SCOPE AND LIMITATIONS OF USE

Scope	Limitations
Location	
In wind zones up to and including Extra High as defined in NZS 3604:2011 or a maximum wind design pressure (ULS) of 2.1 kPa.	➤ Fixing spacings must be calculated in accordance with section 3 of the NZMRM Code of Practice, or specifically designed.
In all exposure zones as defined in NZS 3604:2011.	➤ Where microclimatic conditions apply (section 4.2.4, NZS 3604:2011), contact MDS for technical advice.
On buildings located any proximity to a relevant boundary.	➤ The design of the other external envelope elements must comply with the relevant fire provisions of the NZ Building Code.
Building	
In conjunction with a primary structure (timber or steel structural framing, or over structural panels) that complies with the NZ Building Code or where the designer has established that the existing structure is suitable for the intended building work.	➤ Where installed over steel framing and where part of an insulated building, a thermal break is required.
As an external wall cladding.	➤ Must be installed over a drained and ventilated cavity. ➤ A substrate of minimum 17 mm plywood with a building wrap must be installed. The building wrap must meet the requirements of Table 23 of E2/AS1 or have a current product certificate ➤ Where the cladding is installed vertically, castellated cavity battens are required. ➤ Flashings, flexible and rigid building underlays, and fixings must be in accordance with E2/AS1 and/or the NZMRM Code of Practice. ➤ Contact with other materials must be in accordance with E2/AS1 and the NZMRM Code of Practice.

USEFUL INFORMATION

For design, installation and maintenance information, refer to mds.net.nz.

OTHER CERTIFICATIONS HELD BY MDS

- Member of the New Zealand Metal Roofing Manufacturers Association Inc (NZMRM) and Roofing Association of New Zealand (RANZ).

PERFORMANCE CLAIMS

If designed, installed and maintained in accordance with all MDS requirements, Hook and Lock Seam Metal Tray Cladding will comply with or contribute to compliance with the following performance claims:

NZ Building Code clauses	BASIS OF COMPLIANCE	
	Compliance statement	Demonstrated by
B1 STRUCTURE B1.3.1, B1.3.2 B1.3.3 (a, b, c, d, g, i) B1.3.4 (a, b, c, d, e)	ALTERNATIVE SOLUTION	<ul style="list-style-type: none"> Manufactured in accordance with AS 1397-2001. Generally in accordance with NZMRM Code of Practice and E2/AS1.
B2 DURABILITY B2.3.1 (b), B2.3.2 (b)	ACCEPTABLE SOLUTION B2/AS1	<ul style="list-style-type: none"> Materials in accordance with E2/AS1 and NZMRM Code of Practice, which provides for profiled metal roofing and cladding solutions including the durability attributes of the building elements. System componentry materials in accordance with Table 20 of Acceptable Solution E2/AS1 and section 4 NZS 3604:2011 and Table 1 of Acceptable Solution B2/AS1.
C3 FIRE AFFECTING AREAS BEYOND THE FIRE SOURCE C3.4 (a), C3.7 (a)	ACCEPTABLE SOLUTION C/AS2 1st Edition, June 2019 VERIFICATION METHOD C/VM2	<ul style="list-style-type: none"> Metal is defined in C/AS1 and C/AS2 as non-combustible.
E2 EXTERNAL MOISTURE E2.3.1, E2.3.2, E2.3.5 E2.3.7 (a, b, c)	ALTERNATIVE SOLUTION	<ul style="list-style-type: none"> Generally in accordance with NZMRM Code of Practice and E2/AS1. Evaluation of the profiles demonstrates compliance with Clause E2 [TBB, 01/2025].
F2 HAZARDOUS BUILDING MATERIALS F3.2.1	ALTERNATIVE SOLUTION	<ul style="list-style-type: none"> Use in accordance with supplier's safety information. Coating system is inert once dry.

SOURCES OF INFORMATION

TBB. [01/2025]. *E2 Evaluation of Metal Design Solutions Hook Seam, Flat Seam and Flat Lock Vertical and Horizontal Architectural European Style Metal Tray Cladding*. V1.1.

1. Where a standard is referenced it is to be read as amended by the acceptable solution or verification method as applicable. 2. Sources of information also include the Building Act 2004 and its regulations, including the Building Code (Schedule 1 of the Building Regulations 1992), Acceptable Solutions and Verification Methods, and relevant cited standards. 3. The product is not subject to a warning or ban under section 26 of the Building Act. 4. For overseas manufacturer details, where applicable, refer to the company that is the holder of this pass™. 5. The quality and assurance that the supplied products meet the performance claims stated in this pass™ are the responsibility of the company that is the holder of this pass™. 6. The availability of the information about the supplied products required to be disclosed under s14G(3) is the responsibility of the company that is the holder of this pass™.

Metal Design Solutions Group Ltd (MDS) confirms that if Hook and Lock Seam Metal Tray Cladding is used in accordance with the requirements of this pass™ the product will comply with the NZ Building Code and other performance claims set out in this pass™ and the company has met all of its obligations under s14G(2) of the Building Act.

Date of first issue: 05/02/2024

Date of current issue: 30/01/2025

NZBN: 9429052363498

Kevin Brunton

Kevin Brunton, Technical Director, TBB confirms that the process used to prepare this pass™ on behalf of Metal Design Solutions Group Ltd (MDS) has been undertaken in accordance with MBIE PTS guidelines and in accordance with the TBB pass™ process which is within the scope of TBB's ISO 9001 certification.

90566D6A68E04C0DCA258AB4001045C0