



**TIMBER
FINISHES
GUIDE**



Preparation

Achieving the best result

A professional finish starts with quality preparation. This is essential to achieve the longest possible lifespan from your timber coating. Intergrain's UltraPrep range contains advanced formulas to restore and rejuvenate exterior and interior timber, providing the strong foundation needed to achieve a high performance finish.

REMOVER

Intergrain UltraPrep™ Tannin & Oil Remover

- Removes old or weathered timber finishes in poor condition.
- Helps draw out tannins and oils quickly and removes them from the timber surface.

Use on: All exterior timber.
NOT suitable for interior timber.

Note: Tannin & Oil Remover is not a paint and varnish stripper. To remove paint and other timber coatings that are in sound condition, use Liquid 8® TimberStripper.



CLEANER

Intergrain UltraPrep™ Timber Cleaner

- Contains oxalic and citric acid for high strength cleaning power.
- Always use before coating.

Use on: All exterior timber.
NOT suitable for interior timber.



MOULD REMOVER

Intergrain UltraPrep™ Mould Killer

- Use on mould affected timber.
- Ideal in humid, tropical and mould susceptible areas.

Use on: All exterior timber.



TIMBER STRIPPER

Liquid 8® TimberStripper

- High performance timber and paint stripper.
- NMP free formula for safer interior usage.
- Deep penetrating to remove multiple coats in a single application.

Use on: All exterior and interior timber, metal, brick and masonry surfaces.



How To Prepare Your Timber

Identify the condition of your timber below and follow the steps to ready your timber for coating.



Mould affected timber

1. Treat with Intergrain UltraPrep™ Mould Killer.
2. Prepare the timber with Intergrain UltraPrep™ products as determined by the condition of your timber.



New timber

1. Use UltraPrep™ Tannin & Oil Remover to draw out the surface tannins.
2. Clean and neutralise the UltraPrep™ Tannin & Oil Remover with UltraPrep™ Timber Cleaner.



Grey weathered timber with no previous coating


1. Use UltraPrep™ Timber Cleaner to clean and remove degraded timber fibres.

Note: Severely weathered or degraded timber should be sanded back to a fresh surface before using UltraPrep™ Timber Cleaner.



Existing coating: worn and in poor condition

1. Use UltraPrep™ Tannin & Oil Remover to loosen and remove the remaining coating. Sand any small remaining spots of coating if required.
2. Clean and neutralise the UltraPrep™ Tannin & Oil Remover with UltraPrep™ Timber Cleaner.
3. Before coating, complete waterbead test below.



Existing coating: in sound condition

Coating in the same product:

1. Clean and ready the timber for coating with UltraPrep™ Timber Cleaner.

Coating in a different product:

1. Sand back or use a coatings stripper to remove the existing coating.
2. Clean and ready the timber for coating with UltraPrep™ Timber Cleaner.
3. Before coating, complete waterbead test to the right.



Removing an existing coating? Do this quick check:

After removing an old coating, conduct a waterbead test to confirm the timber is ready to accept a new coating.

If the water soaks in, the timber is porous and will accept a new coating. If the water beads, the timber is still repelling water and further removal of the old coating is required.

Exterior Timber Oils

Intergrain UltraDeck® Timber Oil

A long lasting, high performance water-based coating designed to enhance the natural colour of exterior timber, while providing superior protection against harsh weather conditions and the abrasive effects of foot traffic. Lasts 3x Longer than traditional oil-based decking oils.

Recoat: 3hrs
Clean up: Water
Use on: All exterior timber.



UltraDeck® Timber Oil Colours



Colour: Natural Timber: Kwila



Colour: Light Oak* Timber: Pine


*All colours can be tinted from Natural.

Note: All colours represented are to be used as a guide only. Oils are lightly pigmented and transparent in nature, meaning the final colour will be impacted by the species and unique characteristics of the timber it is applied to. To see what your unique timber and colour combination will look like, pick up a 250ml sample pot to trial before applying to the entire area. Multiple coats will increase colour intensity and reduce the visibility of timber grain.

Intergrain UltraDeck® Slip Resistant

A water-based coating that enhances the natural colour of exterior timber and provides superior protection in a subtly textured, slip resistant matt finish. Lasts 3x Longer than traditional oil-based decking oils.

Recoat: 3hrs
Clean up: Water
Use on: Stairs, walkways, ramps and around pools.



Colour: Dark Oak* Timber: Kwila



Colour: Dark Oak* Timber: Pine


Intergrain Nature's TimberOil™

A penetrating, oil based timber finish designed to give a rich, natural oiled finish to highlight the natural characteristics of timber.

Nature's TimberOil™ Colours



Colour: Natural Timber: Kwila



Colour: Dark Oak Timber: Kwila

Recoat: 4hrs
Coverage: 6-10m²/L
Clean up: Warm soapy water or mineral turpentine.
Pack Sizes: 1L, 4L, 10L
Use on: All exterior timber.



Colour: Natural Timber: Pine



Colour: Natural Timber: Pine

Colour Intensity Guide

UNCOATED

OIL
Oils are lightly pigmented to highlight timber grain and enhance natural timber colour.

STAIN

PAINT

Note: All colours represented are to be used as a guide only. Oils are lightly pigmented and transparent in nature, meaning the final colour will be impacted by the species and unique characteristics of the timber it is applied to. Always test colour in a small area to ensure satisfaction with the colour and finish prior to coating the whole project. Multiple coats will increase colour intensity.

Exterior Timber Stains

Intergrain UltraDeck® Timber Stain

A long lasting water-based stain designed to transform the colour of exterior timber and provide enduring protection against foot traffic and harsh weather conditions.

Recoat: 2hrs
Clean up: Water
Use on: All exterior timber.

Coverage: Approximately 6-12m²/L depending on the porosity of the timber.
Pack Sizes: 250ml, 1L, 4L, 10L



Intergrain DeckBrush Applicator Head

Designed to help provide the ultimate finish on all exterior timber projects. The ultra soft bristles allow for quick, consistent coverage and are compatible with solvent and water-based coatings. Intergrain DeckBrush Applicator Head is a high performance, re-usable applicator and is ideal for staining or oiling decks which can be screwed on to any regular painters pole.



Timber Stain Colours



Ebony^K



Charcoal^C



Licorice^C



Rich Chocolate^M



Cocoa Bean^M



Merbau^{*}



Walnut^{RW}



Teak^K



Redwood^{*}



Russet^K



Kowhai^{*}



Driftwood^{*}

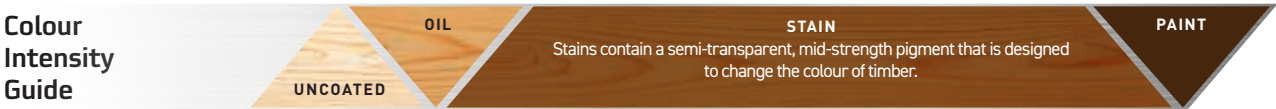


Silver Grey^P



Slate^P

*Pre-packaged colours; C - Tinted from Charcoal; D - Tinted from Driftwood; K - Tinted from Kowhai; M - Tinted from Merbau; RW - Tinted from Redwood.
 All colours shown are 2 coats on Treated Pine.



Interior Timber Flooring

Intergrain UltraFloor™

A commercial strength, clear, water-based finish for timber flooring with superior wear resistance that preserves natural colour.

Recoat: 4hrs
Clean up: Water
Use on: Timber floors, stairs, parquetry and cork.
Sheens: Gloss & Satin

Coverage: 10-12m²/L
Pack Sizes: 1L, 4L, 10L





Intergrain®

For more information on the entire Intergrain range, FREECALL 0800 222 687 or visit intergrain.co.nz

The final appearance of transparent and semi-transparent stains is affected by many factors including timber colour and species, and the number of coats (the higher the number of coats, the darker the colour). This brochure should be used as an indicative guide of colour only. All drying times listed are based on temperatures of 15°C-35°C, <85% humidity, variations from these conditions may extend or slow drying times.

© Intergrain, UltraDeck, and Liquid 8 are registered trade marks. ™ UltraPrep, UltraFloor, UltraClear, Nature's Timber Oil and UltraGrip are trade marks.

Intergrain Timber Finishes, 150 Hutt Park Road, Lower Hutt 5010, New Zealand.

WC-INTER02.25