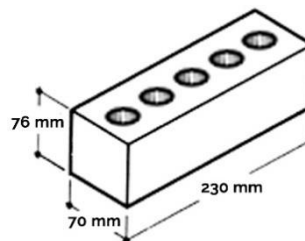


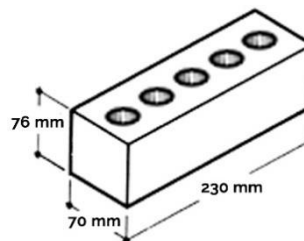
## TECHNICAL DATA SHEET



PRODUCT TECHNICAL INFORMATION	
PRODUCT NAME	<b>Banksia</b>
TYPICAL PROPERTIES	
Work Length (mm)	230
Work Width (mm)	70
Work Height (mm)	76
Dimensional Category	DW1
Bricks per SQM	48.5
Nominal Dry Brick Weight (kg)	1.8
Bricks per Pack	396
Nominal Pack Weight (kg)	713
Pack Size (mm)	750 x 950 x 980
Characteristic Unconfirmed Compressive Strength MPa (f'uc)	>8
24 Hour Cold Water Absorption (%)	<12
Initial Rate of Absorption (kg/m <sup>2</sup> /min)	<1.7
15 Year Coefficient of Expansion (mm/m/15yrs)	<1.0
Core Percentage (%)	<30
Durability Class	General Purpose
Liability to Efflorescence	Nil to Slight
Lime Pitting Liability	Nil to Slight

This technical information represents average properties obtained from production runs. If specific results are required, samples should be taken from current production runs. AS/NZS 4456 and 4586 are used as applicable. Colours and core configurations are indicative only. Information subject to change without notice.

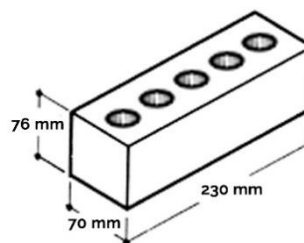
## TECHNICAL DATA SHEET



PRODUCT TECHNICAL INFORMATION	
PRODUCT NAME	<b>Desert Oak</b>
TYPICAL PROPERTIES	
Work Length (mm)	230
Work Width (mm)	70
Work Height (mm)	76
Dimensional Category	DW1
Bricks per SQM	48.5
Nominal Dry Brick Weight (kg)	1.9
Bricks per Pack	396
Nominal Pack Weight (kg)	752
Pack Size (mm)	750 x 950 x 980
Characteristic Unconfirmed Compressive Strength MPa (f'uc)	>12
24 Hour Cold Water Absorption (%)	<14
Initial Rate of Absorption (kg/m <sup>2</sup> /min)	<1.5
15 Year Coefficient of Expansion (mm/m/15yrs)	<1.0
Core Percentage (%)	<30
Durability Class	General Purpose
Liability to Efflorescence	Nil to Slight
Lime Pitting Liability	Nil to Slight

This technical information represents average properties obtained from production runs. If specific results are required, samples should be taken from current production runs. AS/NZS 4456 and 4586 are used as applicable. Colours and core configurations are indicative only. Information subject to change without notice.

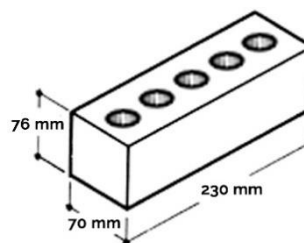
## TECHNICAL DATA SHEET



PRODUCT TECHNICAL INFORMATION	
PRODUCT NAME	<b>Grey</b>
TYPICAL PROPERTIES	
Work Length (mm)	230
Work Width (mm)	70
Work Height (mm)	76
Dimensional Category	DW1
Bricks per SQM	48.5
Nominal Dry Brick Weight (kg)	1.8
Bricks per Pack	396
Nominal Pack Weight (kg)	713
Pack Size (mm)	750 x 950 x 980
Characteristic Unconfirmed Compressive Strength MPa (f'uc)	>15
24 Hour Cold Water Absorption (%)	<8
Initial Rate of Absorption (kg/m <sup>2</sup> /min)	<1.5
15 Year Coefficient of Expansion (mm/m/15yrs)	<1.0
Core Percentage (%)	<30
Durability Class	General Purpose
Liability to Efflorescence	Nil to Slight
Lime Pitting Liability	Nil to Slight

This technical information represents average properties obtained from production runs. If specific results are required, samples should be taken from current production runs. AS/NZS 4456 and 4586 are used as applicable. Colours and core configurations are indicative only. Information subject to change without notice.

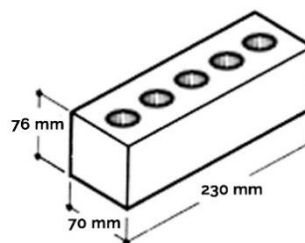
## TECHNICAL DATA SHEET



PRODUCT TECHNICAL INFORMATION	
PRODUCT NAME	<b>Ivory</b>
TYPICAL PROPERTIES	
Work Length (mm)	230
Work Width (mm)	70
Work Height (mm)	76
Dimensional Category	DW1
Bricks per SQM	48.5
Nominal Dry Brick Weight (kg)	1.9
Bricks per Pack	396
Nominal Pack Weight (kg)	752
Pack Size (mm)	750 x 950 x 980
Characteristic Unconfirmed Compressive Strength MPa (f'uc)	>15
24 Hour Cold Water Absorption (%)	<12
Initial Rate of Absorption (kg/m <sup>2</sup> /min)	<1.5
15 Year Coefficient of Expansion (mm/m/15yrs)	<1.0
Core Percentage (%)	<30
Durability Class	General Purpose
Liability to Efflorescence	Nil to Slight
Lime Pitting Liability	Nil to Slight

This technical information represents average properties obtained from production runs. If specific results are required, samples should be taken from current production runs. AS/NZS 4456 and 4586 are used as applicable. Colours and core configurations are indicative only. Information subject to change without notice.

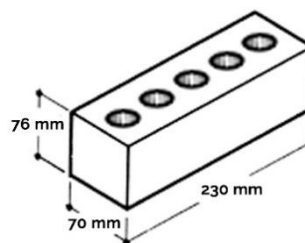
## TECHNICAL DATA SHEET



PRODUCT TECHNICAL INFORMATION	
PRODUCT NAME	<b>Limestone Hue</b>
TYPICAL PROPERTIES	
Work Length (mm)	230
Work Width (mm)	70
Work Height (mm)	76
Dimensional Category	DW1
Bricks per SQM	48.5
Nominal Dry Brick Weight (kg)	1.8
Bricks per Pack	396
Nominal Pack Weight (kg)	713
Pack Size (mm)	750 x 950 x 980
Characteristic Unconfirmed Compressive Strength MPa (f'uc)	>12
24 Hour Cold Water Absorption (%)	<12
Initial Rate of Absorption (kg/m <sup>2</sup> /min)	<1.5
15 Year Coefficient of Expansion (mm/m/15yrs)	<1.0
Core Percentage (%)	<30
Durability Class	General Purpose
Liability to Efflorescence	Nil to Slight
Lime Pitting Liability	Nil to Slight

This technical information represents average properties obtained from production runs. If specific results are required, samples should be taken from current production runs. AS/NZS 4456 and 4586 are used as applicable. Colours and core configurations are indicative only. Information subject to change without notice.

## TECHNICAL DATA SHEET

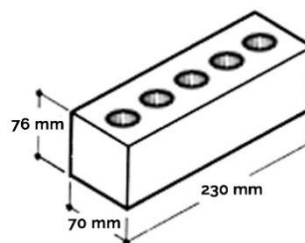


PRODUCT TECHNICAL INFORMATION	
PRODUCT NAME	<b>Ruapehu</b>
TYPICAL PROPERTIES	
Work Length (mm)	230
Work Width (mm)	70
Work Height (mm)	76
Dimensional Category	DW1
Bricks per SQM	48.5
Nominal Dry Brick Weight (kg)	1.8
Bricks per Pack	396
Nominal Pack Weight (kg)	713
Pack Size (mm)	750 x 950 x 980
Characteristic Unconfirmed Compressive Strength MPa (f'uc)	>12
24 Hour Cold Water Absorption (%)	<12
Initial Rate of Absorption (kg/m <sup>2</sup> /min)	<1.5
15 Year Coefficient of Expansion (mm/m/15yrs)	<1.0
Core Percentage (%)	<30
Durability Class	General Purpose
Liability to Efflorescence	Nil to Slight
Lime Pitting Liability	Nil to Slight

This technical information represents average properties obtained from production runs. If specific results are required, samples should be taken from current production runs. AS/NZS 4456 and 4586 are used as applicable. Colours and core configurations are indicative only. Information subject to change without notice.



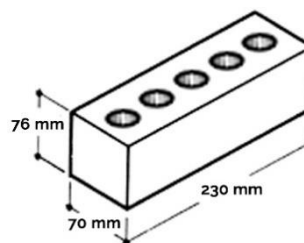
## TECHNICAL DATA SHEET



PRODUCT TECHNICAL INFORMATION	
PRODUCT NAME	<b>Terracotta</b>
TYPICAL PROPERTIES	
Work Length (mm)	230
Work Width (mm)	70
Work Height (mm)	76
Dimensional Category	DW1
Bricks per SQM	48.5
Nominal Dry Brick Weight (kg)	1.9
Bricks per Pack	396
Nominal Pack Weight (kg)	752
Pack Size (mm)	750 x 950 x 980
Characteristic Unconfirmed Compressive Strength MPa (f'uc)	>15
24 Hour Cold Water Absorption (%)	<10
Initial Rate of Absorption (kg/m <sup>2</sup> /min)	<1.5
15 Year Coefficient of Expansion (mm/m/15yrs)	<1.0
Core Percentage (%)	<30
Durability Class	General Purpose
Liability to Efflorescence	Nil to Slight
Lime Pitting Liability	Nil to Slight

This technical information represents average properties obtained from production runs. If specific results are required, samples should be taken from current production runs. AS/NZS 4456 and 4586 are used as applicable. Colours and core configurations are indicative only. Information subject to change without notice.

## TECHNICAL DATA SHEET



PRODUCT TECHNICAL INFORMATION	
PRODUCT NAME	<b>Tuscan</b>
TYPICAL PROPERTIES	
Work Length (mm)	230
Work Width (mm)	70
Work Height (mm)	76
Dimensional Category	DW1
Bricks per SQM	48.5
Nominal Dry Brick Weight (kg)	1.8
Bricks per Pack	396
Nominal Pack Weight (kg)	713
Pack Size (mm)	750 x 950 x 980
Characteristic Unconfirmed Compressive Strength MPa (f'uc)	>10
24 Hour Cold Water Absorption (%)	<12
Initial Rate of Absorption (kg/m <sup>2</sup> /min)	<1.5
15 Year Coefficient of Expansion (mm/m/15yrs)	<1.0
Core Percentage (%)	<30
Durability Class	General Purpose
Liability to Efflorescence	Nil to Slight
Lime Pitting Liability	Nil to Slight

This technical information represents average properties obtained from production runs. If specific results are required, samples should be taken from current production runs. AS/NZS 4456 and 4586 are used as applicable. Colours and core configurations are indicative only. Information subject to change without notice.