140 N-LINE 140mm Truss Fascia

CONTINUOUS GROUP Made first. Made to last.

METAL ROOF & METAL TILES

CONSTRUCTION DETAIL & COMMON DROP HEIGHTS

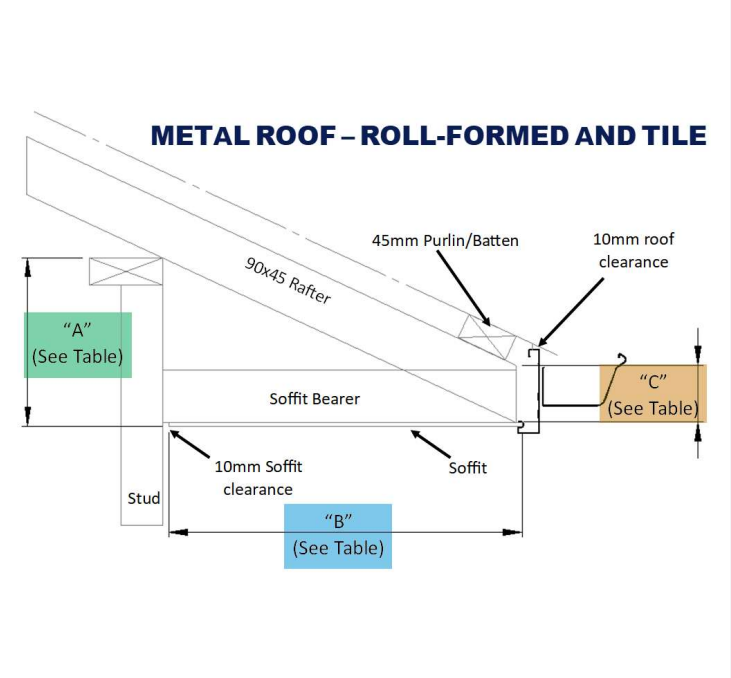

GABLE END DETAIL — UP TO 30°

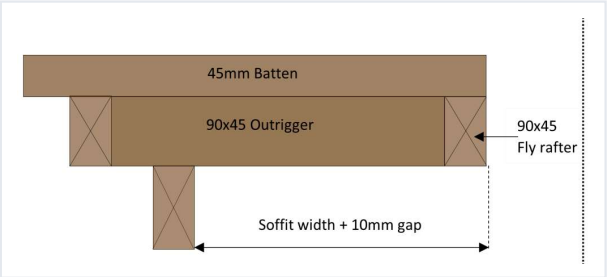

GABLE END DETAIL — OVER 30°

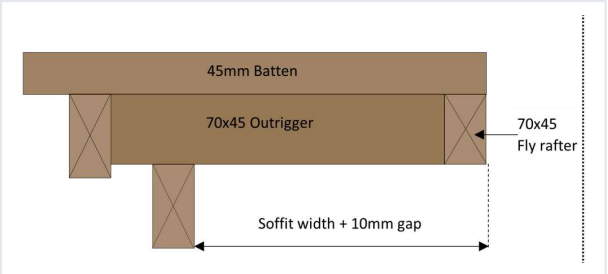

ROOF PITCH (degrees)	A DROP HEIGHTS (MM) — DIMENSION "A" — B SOFFIT WIDTH (MM) — DIMENSION "B" 300	450	600	750	900	C TOE CUT (MM) Dimension "C"
10.0	53	79	105	132	158	89
12.5	67	100	133	166	200	90
15.0	81	121	161	201	242	90
17.5	95	142	190	237	284	91
20.0	109	164	219	273	328	92
22.5	124	186	248	310	372	92
25.0	139	209	279	348	418	93
27.5	154	232	310	388	466	93
30.0	169	256	342	429	516	94
35.0	202	307	412	517	621	94
40.0*	237*	363*	489*	615*	741*	94*
45.0*	277*	427*	577*	727*	877*	94*

"A" Drop height — the shaded columns **"B"** Soffit width — the blue headings **"C"** Toe cut — the gold column

DROP HEIGHT "A" ASSUMES

- Soffit clearance 10mm
- Roof clearance 10mm
- Rafter height 90mm
- Purlin/batten height 45mm

* Roof pitch over 35 degrees may require a horizontal fascia return and boxed soffit at gable corners.

For other pitches and soffit widths, use the **140 N-Line Online Drop Height Calculator**.

0800 50 1993 · www.continuous.co.nz · cg@continuous.co.nz

All information, images and drawings are correct at time of publication August 2026