

TABLE 1.1

SRP™ STUD RANGE				
BMT [mm]	0.5	0.55	0.75	1.15
50.8	•	•		
63.5	•	•	•	•
75		•	•	•
89		•	•	•
92		•	•	•
92 Whisperwall		•		
100		•	•	•
150		•	•	•

TABLE 1.2

SRP™ TRACK RANGE				
BMT [mm]	0.5	0.55	0.75	1.15
50.8 - 30mm leg		•		
50.8 - 50mm leg		•	•	
63.5 - 30mm leg	•	•	•	•
63.5 - 50mm leg		•	•	•
63.5 - 70mm leg			•	•
75 - 30/50/70mm leg		•	•	•
89 - 30/50mm leg		•	•	•
89 - 70mm leg			•	•
92 - 30/50mm leg		•	•	•
92 - 70mm leg			•	•
100 - 30mm leg		•	•	•
100 - 50/70mm leg			•	•
150 - 30mm leg		•	•	•
150 - 50/70mm leg			•	•

• Available

FIGURE 1 SRP™ Wall Product Range

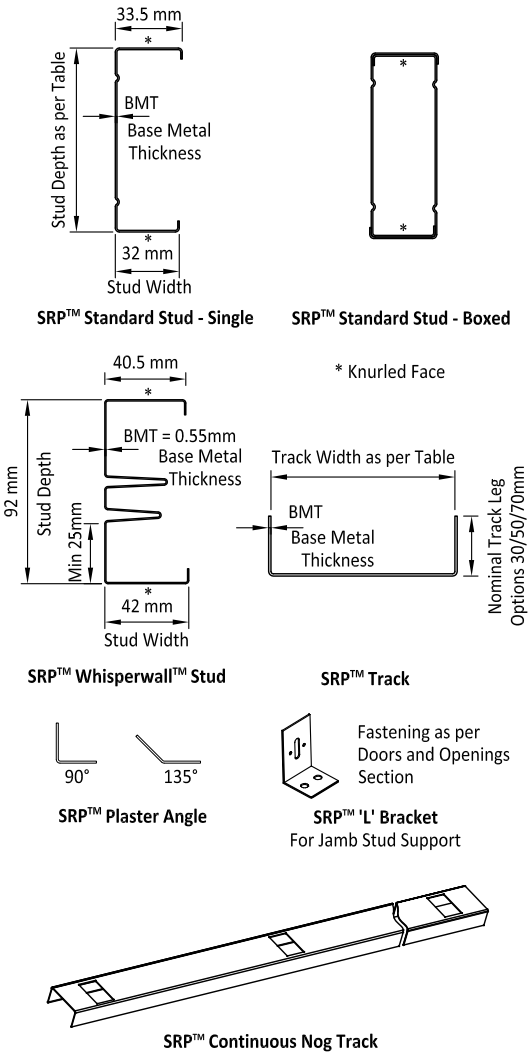
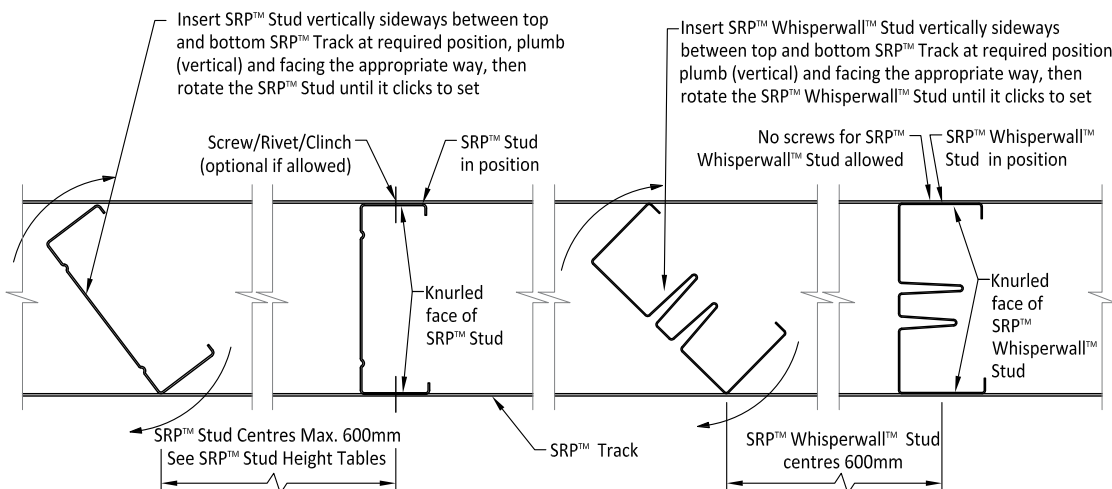


FIGURE 2 SRP™ Stud and SRP™ Whisperwall Installation



SRP™ WALL PRODUCT RANGE

STEEL STUDS

Available in 64, 75, 92, 150mm

Material BMT 0.50, 0.55, 0.75, 1.15




WHISPERWALL ACOUSTIC RATED STUD

Provides superior acoustic properties with additional fire rated properties

Available in 92mm

Material BMT 0.55



BOTTOM TRACK

Available in 64, 75, 92, 150mm

Material BMT 0.50, 0.55, 0.75, 1.15



NOG TRACK

Available in 50.8, 63.5, 75, 89, 92, 100, 150mm

Material BMT 0.55, 0.75, 1.15

