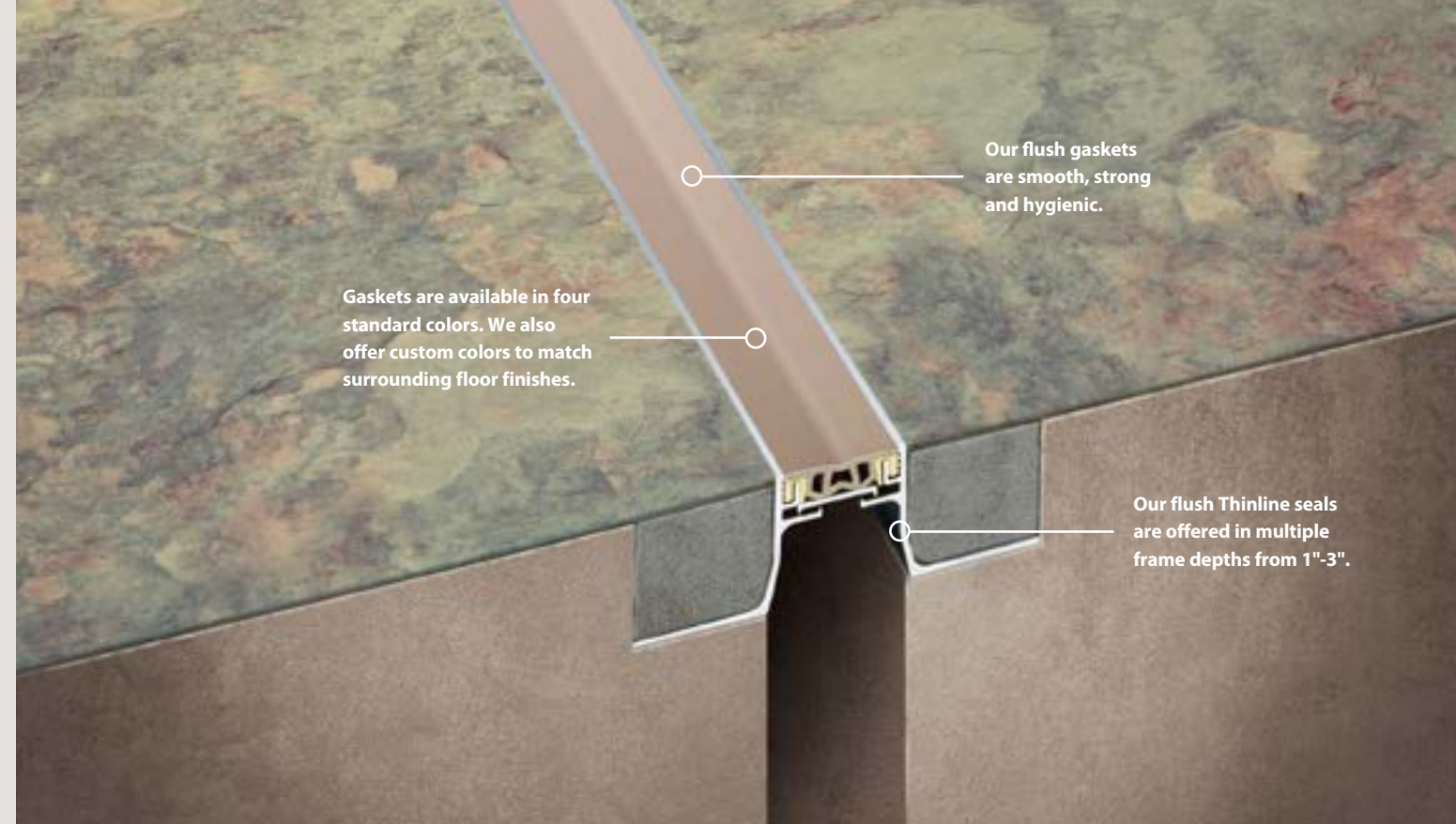



Flush Thinline Floor Covers 1"-2"


These flush gasketed covers are used for small interior joints where minimal visual impact is preferred. They are perfect for wheeled equipment and are ADA-compliant.




GFT




GFST



GFPS



GFS



MODEL DATA

FLOOR TO FLOOR COVERS

JOINT WIDTH	1"	2"	1"	2"	1"	2"	1"	2"
MINIMUM OPENING	0.75"	1.50"	0.75"	1.50"	0.75"	1.50"	0.75"	1.50"
MAXIMUM OPENING	1.25"	2.50"	1.25"	2.50"	1.25"	2.50"	1.25"	2.50"
EXPOSED SURFACE	1.25"	1.88"	1.18"	1.88"	4.31"	5.13"	4.31"	5.13"
SPECIFY MODEL	GFT 100	GFT 200	GFPS 100	GFPS 200	GFS 100	GFS 200	GFST 100	GFST 200

FLOOR TO WALL COVERS

JOINT WIDTH	1"	2"	1"	2"	1"	2"	1"	2"
MINIMUM OPENING	0.75"	1.50"	0.75"	1.50"	0.75"	1.50"	0.75"	1.50"
MAXIMUM OPENING	1.25"	2.50"	1.25"	2.50"	1.25"	2.50"	1.25"	2.50"
EXPOSED SURFACE	1.13"	1.93"	1.09"	1.94"	2.69"	3.56"	2.66"	3.56"
SPECIFY MODEL	GFTW 100	GFTW 200	GFPSW 100	GFPSW 200	GFSW 100	GFSW 200	GFSTW 100	GFSTW 200

For odd and larger sized joints, call 800.233.8493 or visit www.c-sgroup.com/ejc.

GASKET COLORS



Note: Custom colors are available. Call 800.233.8493.



Dual Durometer

- Harder material for stronger, more secure attachment to aluminum extrusions
- Softer material used to allow for thermal movement

For comprehensive information on these products, visit www.c-sgroup.com/ejc.