








Selection Chart

Use the selection chart below as a guide on choosing the right expansion joint cover for your next project. Each cover type on the chart includes valuable information such as joint size ranges, finishes that can be applied and corresponding page numbers for more detailed information. If you have questions or have a unique situation, we would love to help. Contact your local representative or call us at 800.233.8493.









Cover Type	Appearance	Joint Size	Description	Finishes	Designed For	Total Movement	Page #	Matching Wall/Ceiling	Fire Barriers	Cost Index
FLOOR COVERS										
Flush Thinline Gasketed		1" and 2"	Minimum exposed surface, sealed dual durometer gasket installation	Carpet, vinyl, ceramic tile, terrazzo, stone	Hygienic, wheeled equipment	50% of joint width	14-15	Pages 30-31	Reflex® Page 45	65
Flush Twinline Dual Gasketed		2" to 4"	Minimum exposed surface, sealed dual durometer gasket installation, larger movement	Carpet, vinyl	Hygienic, wheeled equipment	100% of joint width	16-17	Pages 32-33	Reflex or Multiflex® Page 45	105
Flush Seismic, Seismic Pan		2" and up	Minimum exposed surface, optional sealed gasket installation, seismic movement	Carpet, vinyl, terrazzo, stone	Hygienic, wheeled equipment, deep floor finish materials, also exterior	100-200% of joint width	18-21	Pages 32-33	Multiflex or FB-97 Page 45	125
Restofit™		1" to 4"	Designed for quick and easy installation in both new and retrofit applications	Carpet, vinyl, ceramic tile, terrazzo, stone	Commercial and healthcare interiors	100% of joint width	22-23	Contact Factory	FB-97 or Reflex Page 45	95
Standard Allway™ Metal		1" to 4"	Robust applications, low maintenance	Concrete, carpet, vinyl	Industrial, heavy wheeled equipment	100-200% of joint width	24-25	Pages 34-35	Reflex Page 45	100
Seismic Allway Metal		4" and up	Robust applications, low maintenance, seismic movement	Concrete, pavers, carpet, vinyl, ceramic tile	Industrial, heavy wheeled equipment, also exterior	100-200% of joint width	26-27	Pages 34-35	Multiflex Page 45	N/A
Seismic Corridor Cover		Contact Factory	Corridors in base isolated structures with multi-directional movement	Carpet, vinyl	Commercial and healthcare interiors	100-200% of joint width	28-29	N/A	Contact Factory	N/A

All CS Expansion Joint Covers, Seals and Processes are ISO 9001: 2000 compliant. All CS Expansion Joint Covers feature a 5-year limited warranty. Select expansion joint covers are now available for purchase online. Go to www.c-sgroup.com/buyejc.

100 Our baseline systems are assigned a cost score of 100. Use the cost index to indicate how each system rates when compared to the baseline score of 100.

Selection Chart

Use the selection chart below as a guide on choosing the right expansion joint cover for your next project. Each cover type on the chart includes valuable information such as joint size ranges, finishes that can be applied and corresponding page numbers for more detailed information. If you have questions or have a unique situation, we would love to help. Contact your local representative or call us at 800.233.8493.

Cover Type	Appearance	Joint Size	Description	Finishes	Designed For	Total Movement	Page #	Matching Floor	Fire Barriers	Cost Index
WALL & CEILING COVERS										
Flush Thinline Gasketed		1" to 10"	Minimum exposed surface, sealed gasket installation	Drywall, ceramic tile	Hygienic, matches Thinline floor covers	50-200% of joint width	30-31	14-15	Reflex® or Multiflex® Page 45	55
Flush Twinline Dual Gasketed		2" and up	Minimum exposed surface, sealed gasket installation, larger movement	Drywall, ceramic tile	Hygienic, matches Twinline floor covers	100-200% of joint width	32-33	16-17	Reflex or Multiflex Page 45	180
Seismic Flush Twinline		4" and up	Minimum exposed surface, optional sealed gasket installation, seismic movement	Drywall, ceramic tile	All commercial and healthcare interiors	100-200% of joint width	32-33	18-21	Multiflex or FB-97 Page 45	N/A
Allway™ Metal		1" to 4"	Robust applications, low maintenance, full movement range	All finishes	Industrial, matches Allway floor covers	100-200% of joint width	34-35	24-25	Reflex or Multiflex Page 45	100
EXTERIOR COVERS										
Exterior Wall		2" and up	Minimum exposed surface, sealed gasket installation, full movement range	All finishes	All exteriors, colorable	100-200% of joint width	36-37	N/A	Contact Factory	150
Seismic Exterior Wall		8" and up	Customizable for larger sized joints, multi-directional movement	All finishes	All exteriors	100-200% of joint width	38-39	N/A	Contact Factory	N/A
Roof		2" and up	Formed aluminum and EPDM bellows options, full movement range	All roof finishes	All roofs	100-200% of joint width	40-41	N/A	Contact Factory	N/A
Parking & Stadiums		1" to 16"	Exterior, waterproof applications, full movement range	Concrete, paver	Vehicular traffic, stadium seating bowls and concourse	50-200% of joint width	42-43	N/A	Contact Factory	N/A

All CS Expansion Joint Covers, Seals and Processes are ISO 9001: 2000 compliant. All CS Expansion Joint Covers feature a 5-year limited warranty. Select expansion joint covers are now available for purchase online. Go to www.c-sgroup.com/buyejc.

100 Our baseline systems are assigned a cost score of 100. Use the cost index to indicate how each system rates when compared to the baseline score of 100.