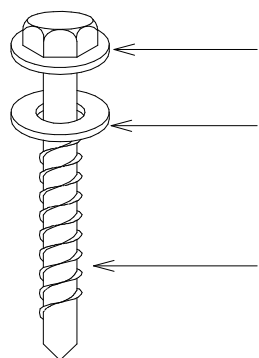


RESIDENTIAL TRUE OAK® DEEP CORRUGATE ROOFING FIXINGS AND SHEET LAP

Detail No. RI-RTDR008A
 Date drawn: 01/02/2020
 Scale: 1 : 5 @ A4
 Version: 01



ROOF CLADDING:

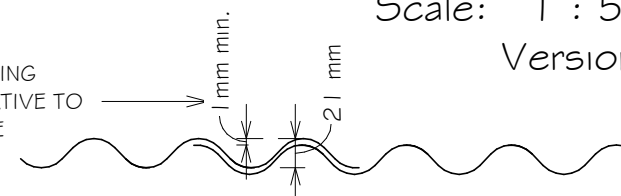
MINIMUM 12 GAUGE 75mm LONG TIMBER TEKSCREW WITH NEO.
 (USE 12x65mm STEELTEK FOR STEEL PURLINS)

NEOPRENE WASHER

WALL CLADDING:

MINIMUM 12 GAUGE 30mm LONG TIMBER TEKSCREW WITH NEO.
 (USE 12x20mm STEELTEK FOR STEEL FRAMING)
 WHERE CAVITY BATTENS USED SCREWS TO PENETRATE FRAMING BY A MIN OF 30mm.

LINE OF SITE AND PREVAILING WEATHER DIRECTION RELATIVE TO LAPS WHERE PRACTICABLE



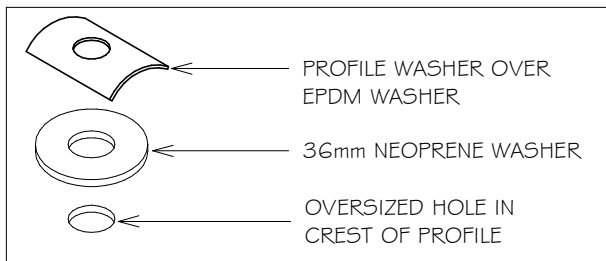
CORRECT WAY TO LAP SHEETS

CORRUGATED SPACING OF FIXINGS

ROOF CLADDING	FIX SIDE LAPS AND FIX EVERY SECOND CORRUGATION END PURLINS & PERIPHERAL OF ROOF TO BE FIXED EVERY PURLIN	REFER www.roof.co.nz
WALL CLADDING	FIX EVERY PAN	

NOTE:

1. SCREW FIXING IS RECOMMENDED FOR TRUE OAK DEEP PROFILES AS THERE IS LESS LIKELIHOOD OF THE FIXING 'BACKING OUT' THAN WITH A NAIL.
2. FIXINGS ARE FOR STEEL BASED MATERIALS. FOR OTHER SUBSTRATES REFER TO TRUE OAK DEEP TECHNICAL SUMMARY
3. FOR WIND & CONCENTRATED LOAD SPAN DESIGN GRAPHS FOR OPTIONAL FIXING SELECTION & PATTERNS REFER TO TRUE OAK DEEP PROFILE TECHNICAL SUMMARY ON www.roof.co.nz



PROFILE WASHER OVER EPDM WASHER

36mm NEOPRENE WASHER

OVERSIZED HOLE IN CREST OF PROFILE

WHERE REQUIRED FOR EXPANSION OR WIND UPLIFT IN ROOFING APPLICATION

TYPE OF FIXING TRUE OAK DEEP CORRUGATE METAL ROOFING

NOTES:

- These details are generally in compliance with E2/AS1 and/or the NZ Metal Roof & Wall Cladding Code of Practice and in some cases specific details by 'Roofing Industries'.
- The building designer is ultimately responsible to ensure that details used meet the requirements of the NZ Building Code for the specific project.
- Details of the supporting structure including cavity battens are indicative only and are the responsibility of the building designer. For steel framed buildings thermal break cavity battens may be required.
- Underlay selection and building wrap types are the responsibility of the designer, Netting or other support is generally required at roof pitches less than 8 degrees combined with a self supporting paper. At roof pitches of 8° and above where non self supporting paper is used or purlin spacing is in excess of self supporting criteria, netting or other support should be used. Alternative support to netting should be used in severe coastal environments including when aluminium is used.
- These details are for Roofing Industries profile/s as nominated and may not be applicable to other profiles.
- This drawing is the copyright of 'Roofing Industries' and can only be copied or reproduced with their permission.
- These details to be read with Roofing Industries profile technical summary regarding wind loads and fixings.
- Further information can be obtained from the NZ Metal Roof & Wall Cladding Code of Practice: www.metalroofing.org.nz or E2/AS1. Underlay selection and building wrap types are the responsibility of the designer, Netting or other support is generally required at roof pitches less than 8 degrees combined with a self supporting paper.

Copyright detail © 2020

