




**BRANZ**

1222 Moonshine Road  
Judgeford RD1  
Porirua 5381  
New Zealand  
T +64 4 237 1170  
F +64 4 237 1171  
branz@branz.co.nz  
www.branz.co.nz



# BRANZ **Type Test**

## FH 5551-TT [2014]

### CONE CALORIMETER TEST AND NZBC VERIFICATION METHOD C/VM2 APPENDIX A PERFORMANCE OF KAPO BOARD

#### CLIENT

Enviro Square Ltd  
80 Prince Regent Drive  
Half Moon Bay  
Auckland 2012  
New Zealand



All tests and procedures reported herein, unless indicated, have been performed in accordance with the laboratory's scope of accreditation.

PROJECT NUMBER:

**FT5551**

ISSUE DATE:

**10 July 2014**

EXPIRY DATE:

**10 July 2019**

PAGE:

**1 of 10**

THE LEGAL VALIDITY OF THIS REPORT CAN ONLY BE CLAIMED ON PRESENTATION OF THE COMPLETE SIGNED PAPER REPORT.  
EXTRACTS OR ABRIDGMENTS OF THIS REPORT SHALL NOT BE PUBLISHED WITHOUT PERMISSION FROM BRANZ LTD.

# TEST SUMMARY

## Objective

To conduct cone calorimeter testing and reduce the data in accordance with ISO 5660 on client supplied specimens for the purposes of determination of the Group Classifications in accordance with;

- New Zealand Building Code (NZBC) Verification Method C/VM2 Appendix A

## Test sponsor

Enviro Square Ltd  
80 Prince Regent Drive  
Half Moon Bay  
Auckland 2012  
New Zealand

## Description of test specimen

The product as described by the client as Kapo Board, a calcium silicate panel.

## Date of test

11 June 2014.

## Test results

For the purposes of compliance with the relevant building code documents, the following classification is considered applicable to the tested sample as described in Section 1.

| Building Code Document                    | Group Number Classification |
|---|-----------------------------|
| NZBC Verification Method C/VM2 Appendix A | 1-S                         |

## LIMITATION

The results reported here relate only to the item/s tested.

## TERMS AND CONDITIONS

This report is issued in accordance with the Terms and Conditions as detailed and agreed in the BRANZ Services Agreement for this work.



REPORT NUMBER:

**FH 5551-TT**

ISSUE DATE:

**10 July 2014**

EXPIRY DATE

**10 July 2019**

PAGE:

**2 of 10**



# CONTENTS

|   |          |
|---|----------|
| <b>SIGNATORIES</b> .....  | <b>4</b> |
| <b>DOCUMENT REVISION STATUS</b> .....   | <b>4</b> |
| <b>1. GENERAL</b> .....   | <b>5</b> |
| 1.1 Sample measurements .....   | 5        |
| <b>2. EXPERIMENTAL PROCEDURE</b> .....  | <b>6</b> |
| 2.1 Test standard .....   | 6        |
| 2.2 Test date .....   | 6        |
| 2.3 Specimen conditioning .....   | 6        |
| 2.4 Specimen wrapping and preparation.....  | 6        |
| 2.5 Test programme.....   | 6        |
| 2.6 Specimen Selection .....  | 6        |
| <b>3. TEST RESULTS AND REDUCED DATA</b> .....   | <b>7</b> |
| 3.1 Test results and reduced data – NZBC C/VM2 .....  | 7        |
| <b>4. SUMMARY</b> .....   | <b>8</b> |
| <b>5. CLASSIFICATION IN ACCORDANCE WITH NZBC VERIFICATION METHOD C/VM2 APPENDIX A</b> ..... | <b>9</b> |
| <b>6. NZBC CONCLUSION</b> .....   | <b>9</b> |

## FIGURES

|   |   |
|---|---|
| Figure 1: Representative specimen (front face on left, back on right) ..... | 5 |
| Figure 2: Rate of heat release versus time .....                            | 8 |

## TABLES

|  |   |
|--|---|
| Table 1: Physical parameters.....                                  | 5 |
| Table 2: Test results and reduced data – NZBC C/VM2.....           | 7 |
| Table 3: Heat release rate.....                                    | 8 |
| Table 4: Report summary.....                                       | 8 |
| Table 5: NZBC Group classification and smoke extinction area ..... | 9 |



REPORT NUMBER:  
**FH 5551-TT**

ISSUE DATE:  
**10 July 2014**

EXPIRY DATE  
**10 July 2019**

PAGE:  
**3 of 10**




# SIGNATORIES



---

**Author**

Matthew Van Atta  
Fire Engineer



---

**Reviewer**

P. N. Whiting  
Senior Fire Engineer/Fire Testing Team Leader  
IANZ Approved Signatory

# DOCUMENT REVISION STATUS

| ISSUE NO. | DATE ISSUED  | EXPIRY DATE  | DESCRIPTION   |
|-----------|--------------|--------------|---------------|
| 1         | 10 July 2014 | 10 July 2019 | Initial Issue |



---

REPORT NUMBER:  
**FH 5551-TT**

ISSUE DATE:  
**10 July 2014**

EXPIRY DATE:  
**10 July 2019**


PAGE:  
**4 of 10**

THE LEGAL VALIDITY OF THIS REPORT CAN ONLY BE CLAIMED ON PRESENTATION OF THE COMPLETE SIGNED PAPER REPORT. EXTRACTS OR ABRIDGMENTS OF THIS REPORT SHALL NOT BE PUBLISHED WITHOUT PERMISSION FROM BRANZ LTD.

# 1. GENERAL

The product submitted by the client for testing was identified by the client as Kapo Board, a calcium silicate panel. Figure 1 illustrates a representative specimen of that tested.

Figure 1: Representative specimen (front face on left, back on right)



## 1.1 Sample measurements

The following physical parameters were measured for each specimen prior to testing.

Table 1: Physical parameters

| Specimen ID   | Initial properties |                     | Overall apparent density (kg/m <sup>3</sup> ) |
|---------------|--------------------|---------------------|---|
|               | Mass (g)           | Mean thickness (mm) |   |
| FH5551-1-50-1 | 103.3              | 9.1                 | 1135  |
| FH5551-1-50-2 | 105.3              | 9.1                 | 1157  |
| FH5551-1-50-3 | 106.2              | 9.1                 | 1167  |



REPORT NUMBER:

**FH 5551-TT**

ISSUE DATE:

**10 July 2014**

EXPIRY DATE:

**10 July 2019**

PAGE:

**5 of 10**



## 2. EXPERIMENTAL PROCEDURE

### 2.1 Test standard

The tests were carried out and data reduced according to the test procedures described in ISO 5660: (2002), Reaction-to-fire tests – Heat release, smoke production and mass loss – Part 1: Heat release rate, and Part 2: Smoke production rate. The sample preparation and test procedure are as described in 2.4 and 2.5.

### 2.2 Test date

The tests were conducted on the 11 June 2014 by Mr Lukas Hersche at BRANZ Limited laboratories, Judgeford, New Zealand.

### 2.3 Specimen conditioning

All specimens were conditioned to moisture equilibrium (constant weight), at a temperature of  $23 \pm 2^\circ\text{C}$  and a relative humidity of  $50 \pm 5\%$  immediately prior to testing.

### 2.4 Specimen wrapping and preparation

All tests were conducted and the specimens prepared in accordance with the test standard. The spark igniter and the stainless steel retainer frame were used. All specimens were wrapped in a single layer of aluminium foil, covering the unexposed surfaces.

### 2.5 Test programme

The test program consisted of three replicate specimens as identified in the above table, tested at an irradiance level of  $50 \text{ kW/m}^2$ . All tests were carried out with the specimen horizontal, and with a nominal duct flow rate of  $0.024 \text{ m}^3/\text{s}$ .

### 2.6 Specimen Selection

BRANZ was not involved in the selection of the materials submitted for testing. The test materials used were supplied to the laboratory by the client.



REPORT NUMBER:

**FH 5551-TT**

ISSUE DATE:

**10 July 2014**

EXPIRY DATE

**10 July 2019**

PAGE:

**6 of 10**



### 3. TEST RESULTS AND REDUCED DATA

#### 3.1 Test results and reduced data – NZBC C/VM2

Table 2: Test results and reduced data – NZBC C/VM2

| Material   | Test specimens as described in Section 1<br>(in accordance with ISO 5660) |               |               | Mean        |
|--|---|---------------|---------------|-------------|
| Specimen test number   | FH5551-1-50-1   | FH5551-1-50-2 | FH5551-1-50-3 |             |
| Test Date  | 11/06/2014  | 11/06/2014    | 11/06/2014    |             |
| Time to sustained flaming                                      | s   | No Ignition   | No Ignition   | No Ignition |
| Observations <sup>a</sup>                                      |   | -             | -             | -           |
| Test duration <sup>b</sup>                                     | s   | 1800**        | 1208*         | 1800**      |
| Mass remaining, $m_f$  | g   | 89.0          | 92.5          | 89.6        |
| Mass pyrolyzed   | %   | 13.9%         | 12.1%         | 15.6%       |
| Specimen mass loss <sup>c</sup>                                | kg/m <sup>2</sup>   | 1.6           | 1.4           | 1.9         |
| Specimen mass loss rate <sup>c</sup>                           | g/m <sup>2</sup> .s   | 0.9           | 0.8           | 1.0         |
| Heat release rate  |   |               |               |             |
| peak, $\dot{q}_{max}''$  | kW/m <sup>2</sup>   | 10.6          | 13.1          | 8.5         |
| average, $\dot{q}_{avg}''$                                     |   |               |               |             |
| Over 60 s from ignition  | kW/m <sup>2</sup>   | 0.1           | 0.4           | 0.3         |
| Over 180 s from ignition                                       | kW/m <sup>2</sup>   | 1.8           | 2.0           | 1.9         |
| Over 300 s from ignition                                       | kW/m <sup>2</sup>   | 3.2           | 2.7           | 2.9         |
| Total heat released  | MJ/m <sup>2</sup>   | 4.3           | 2.6           | 4.4         |
| Average Specific Extinction Area                               | m <sup>2</sup> /kg  | 7.4           | NR            | NR          |
| Effective heat of combustion <sup>d</sup> , $\Delta h_{c,eff}$ | MJ/kg   | 2.7           | 1.8           | 2.3         |

Notes :

<sup>a</sup> no significant observations were recorded

<sup>b</sup> determined by \* X<sub>O2</sub> returning to the pretest value within 100 ppm of oxygen concentration for 10 minutes

\*\* 30 minutes after time to sustained flaming

<sup>c</sup> from ignition to end of test;

<sup>d</sup> from the start of the test

+ value calculated using data beyond the official end of test time according to the test standard.

NR not recorded



REPORT NUMBER:

**FH 5551-TT**

ISSUE DATE:

**10 July 2014**

EXPIRY DATE

**10 July 2019**

PAGE:

**7 of 10**



## 4. SUMMARY

The test standards requires that the mean heat release rate (HRR) readings over the first 180 s from ignition for the three specimens should differ by no more than 10% of the arithmetic mean of the three readings. In the event of this criterion not being met, a further three specimens are required to be tested.

**Table 3: Heat release rate**

| Specimen ID   | Average HRR over 180 s from ignition | Arithmetic mean | % difference from the arithmetic mean |
|---------------|--------------------------------------|-----------------|---------------------------------------|
| FH5551-1-50-1 | 1.8                                  | 1.9             | -4.2%                                 |
| FH5551-1-50-2 | 2.0                                  |                 | 4.6%                                  |
| FH5551-1-50-3 | 1.9                                  |                 | -0.4%                                 |

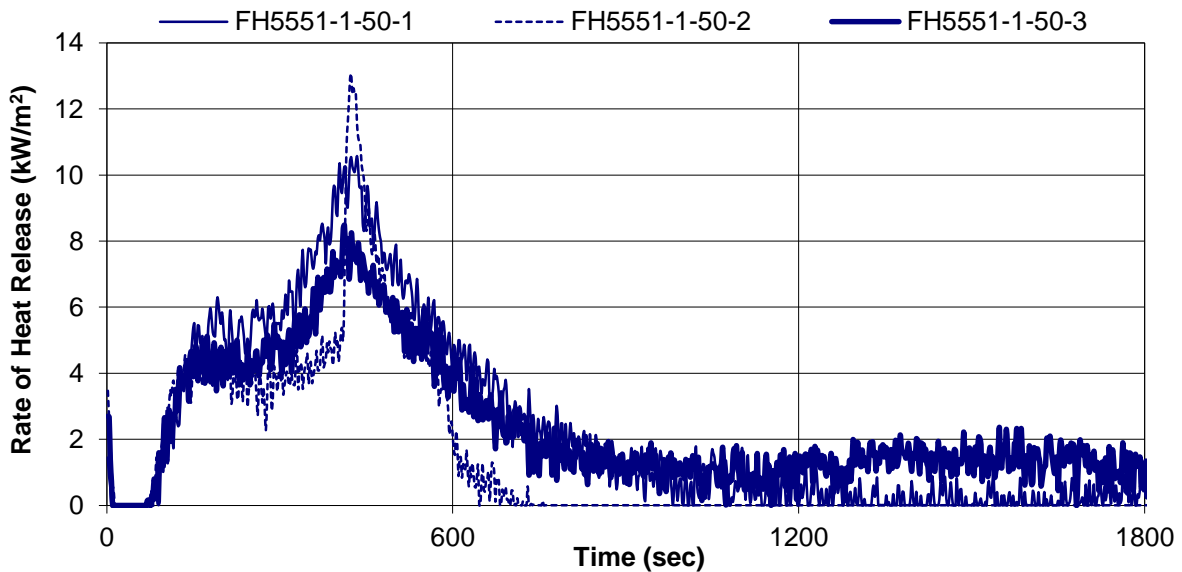
Table 33 identifies that the specimens exposed to 50 kW/m<sup>2</sup> irradiance meet the acceptance criteria.

The report summary for the specimens as described in Section 1, exposed to an irradiance of 50 kW/m<sup>2</sup> is given in table below with rates of heat release illustrated in Figure 2.

**Table 4: Report summary**

| Mean Specimen thickness (mm) | Irradiance (kW/m <sup>2</sup> ) | Mean Time to Ignition (s) | Mean Peak Heat Release Rate (kW/m <sup>2</sup> ) | Average Specific Extinction Area (m <sup>2</sup> /kg) |
|------------------------------|---------------------------------|---------------------------|--|---|
| 9.1                          | 50                              | No Ignition               | 10.7   | 7.4   |

**Figure 2: Rate of heat release versus time**



REPORT NUMBER:

**FH 5551-TT**

ISSUE DATE:

**10 July 2014**

EXPIRY DATE:

**10 July 2019**

PAGE:

**8 of 10**





## 5. CLASSIFICATION IN ACCORDANCE WITH NZBC VERIFICATION METHOD C/VM2 APPENDIX A

The following classification has been assessed in accordance with the New Zealand Building Code Verification Method C/VM2 Appendix A: Establishing Group Numbers for lining materials. Calculations were carried out according to section A1.3 for predicting a material's group number for each specimen tested. It states that "If a different classification group is obtained for different specimens tested, then the highest (worst) classification for any specimen must be taken as the final classification for that material." The classification for the specimens as described in Section 1 is as follows:

**Table 5: NZBC Group classification and smoke extinction area**

|   | Sample 1 | Sample 2 | Sample 3 | Classification |
|---|----------|----------|----------|----------------|
| Group number Classification                           | 1        | 1        | 1        | 1-S            |
| Average Specific Extinction Area (m <sup>2</sup> /kg) | 7.4      | NR       | NR       |                |

The tested samples recorded an average specific extinction area less than 250 m<sup>2</sup>/kg. In accordance with Verification Method C/VM2 Appendix A, samples achieving either a Group number classification 1 or 2, and with an average specific extinction area less than 250 m<sup>2</sup>/kg are identified with "S" post-script to the Group number.

## 6. NZBC CONCLUSION

The cone calorimeter testing was carried out on the specimens as described in Section 1. For the purposes of compliance with the NZBC Verification Method C/VM2 Appendix A, the following classification is considered applicable to the material as described in Section 1.

|                                    |            |
|------------------------------------|------------|
| <b>Group Number Classification</b> | <b>1-S</b> |
|------------------------------------|------------|



REPORT NUMBER:

**FH 5551-TT**

ISSUE DATE:

**10 July 2014**

EXPIRY DATE:

**10 July 2019**

PAGE:

**9 of 10**



# BRANZ Type Test Summary

This is to certify that the specimen described below has been tested by BRANZ Ltd on behalf of

Enviro Square Ltd  
80 Prince Regent Drive  
Half Moon Bay  
Auckland 2012  
New Zealand

**Test standard:** ISO 5660 Parts 1 and 2.

**Specimen name:** Kapo Board.

**Specimen description:** Calcium silicate panel.

**Orientation:** From the direction tested.

A full description of the test specimen and the test results are given in BRANZ Test Report:

Fire Test FH 5551-TT – Test date 11 June 2014

Regulatory authorities are advised to examine test reports before approving any product.

The test results were the basis for the following:

| Building Code Document                       | Group Number Classification |
|--|-----------------------------|
| NZBC Verification Method C/VM2<br>Appendix A | 1-S                         |

**Issue Date:**  
18 June 2014

**Expiry Date:**  
18 June 2019



All tests and procedures reported herein, unless indicated, have been performed in accordance with the laboratory's scope of accreditation.



REPORT NUMBER:  
FH 5551-TT

ISSUE DATE:  
10 July 2014

EXPIRY DATE:  
10 July 2019

PAGE:  
10 of 10

