

# THE BRICKERY<sup>®</sup>

A&D2



DISTRIBUTORS OF AUSTRAL & MONIER BRICKS

4 Why Bricks

6 Brick Basics

8 How to Choose a Brick

9 How to Select Your Bricks

10 Mortar Colour &amp; Finishes

11 Bond Pattern

12 Indent Bricks

25 Stocked Bricks

44 GB Masonry

45 Cemintel

47 Resources

*“Even a brick wants to be something.  
A brick wants to be something.  
It aspires. Even a common, ordinary  
brick... wants to be something more  
than it is. It wants to be something  
better than it is.” - Louis Kahn*

If you look around our cities there are so many beautiful historic brick buildings with a depth of charm and character that only brick, one of the world's oldest building materials, can create. It's a material that's having an international renaissance in design circles.

As we search for a material that reflects our own uniqueness, we begin to understand the character and design versatility brick can bring to architecture. Because of its authenticity and warm look, brick in homes has a rich history that transcends annual trends.

The Brickery is the next chapter in the Austral Bricks and Monier Bricks joint venture. That is a combined 250+ years of brick knowledge and production in New Zealand and Australia. We're proud to present a design driven collection of clay bricks sourced from around the world.

Happy designing!  
The Brickery Team



Whether you're starting a new build or simply adding an extension, bricks should be your first choice. Here's why.

Residential construction trends come and go, but brick remains reliably popular, and for good reason: no other building material offers the same wide range of benefits. Here, we've highlighted key reasons why bricks are best.

#### THEY'RE ENERGY EFFICIENT

A home built with bricks will generally remain cooler in summer and warmer in winter than a home built with other materials. That's because brick has a high thermal mass, which means it absorbs heat at a slower rate than lightweight

materials. In summer, this stops the hot outdoor air from warming your home, while in winter it helps prevent indoor heat escaping. Cavity brick walls offer the best performance, blocking more than 99 per cent of heat from the outside.

#### THEY'RE LOW MAINTENANCE

Unlike other building materials such as weatherboard, bricks do not require any painting, coating or varnishing in order to maintain their aesthetics and durability. Long-lasting brick is completely weather-proof, even

in extreme conditions such as storms, and because bricks do not contain plant matter they are resistant to pests and won't decay in hot or humid conditions.

#### THEY'RE SUSTAINABLE AND SAFE.

The shale and clay that bricks are made from is naturally abundant, so brick is an environmentally sensitive option. (Bricks can even be recycled.) And, because bricks do not contain harsh chemicals, plastics or artificial compounds, brick homes are healthy

environments to live in. Bricks can help keep you safe, too: they are naturally resistant to fire and are the building material of choice in bushfire-prone areas.

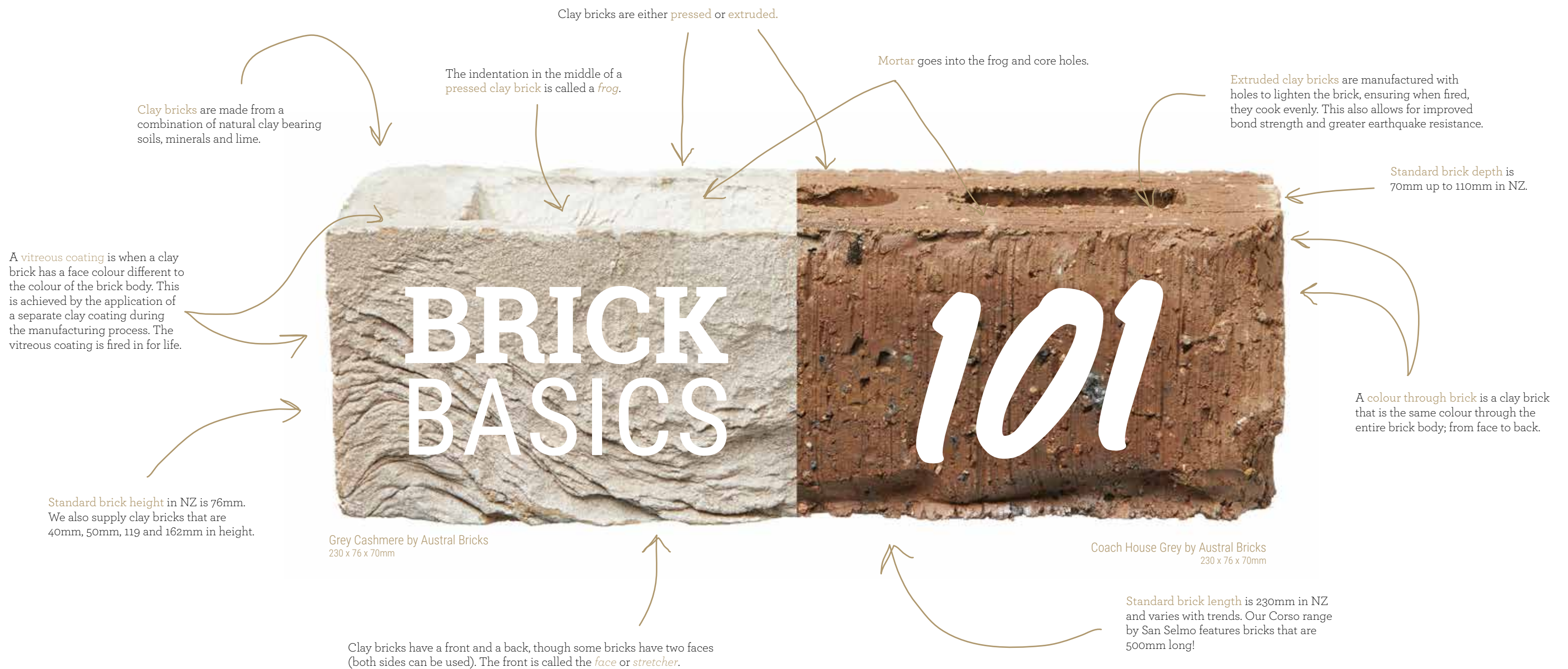
#### THEY'RE STYLISH

Whether you prefer dramatic dark chocolate, nostalgic red-brick or easy-breezy cream, there's a brick to match your style. In recent years, brick manufacturers have perfected new kiln-firing techniques, which means there's also a wider range of textures and finishes to choose from.



**Tip #1** Clay bricks are like people; no two bricks are the same.

**Tip #2** Nothing beats seeing a physical sample, in fact we insist you do. Brochures and screens all display colours differently.



Clay bricks don't need paint, sealing or any other treatments to maintain their aesthetics and durability. The colour is fired into the bricks so it lasts a lifetime and will not fade. They are **cost effective** and **low maintenance**.

Brick insulates in a way most materials do not. By following **energy efficient** design principles and combining bricks with insulation, your home will keep warm in winter and cool in summer, so you'll love coming home.

Clay bricks are a **sustainable building option**. Made from organic minerals found in naturally abundant sources of clay;

clay brick's long-lasting life cycle offers ongoing environmental and health benefits. Durable, re-usable, free from contaminants and naturally resistant to pests or fire, clay brick is safe to live in, making it the ultimate material in responsible and economical home building design.

**Clay bricks are fully reusable.** They are one of the very few materials that can be reused (not just recycled) with all their original qualities intact. And if they are consigned to land fill, clay bricks are chemically inert and can't pollute groundwater or contaminate soil.

The Ministry of Business, Innovation and Employment (MBIE)

Guide to tolerances, materials and workmanship in new residential construction 2015

### 3.2 Clay brick and masonry veneer


The normal viewing position distance for internal and external exposed architectural masonry feature walls is 6.1 m (see Inspecting surfaces and fixtures). Where it is not possible to achieve this distance, specific issues can be viewed at closer distances in accordance with the details in this table:

### 3.2 CLAY BRICK AND MASONRY VENEER

Cracks and chips unless otherwise specified, exposed walls should be:

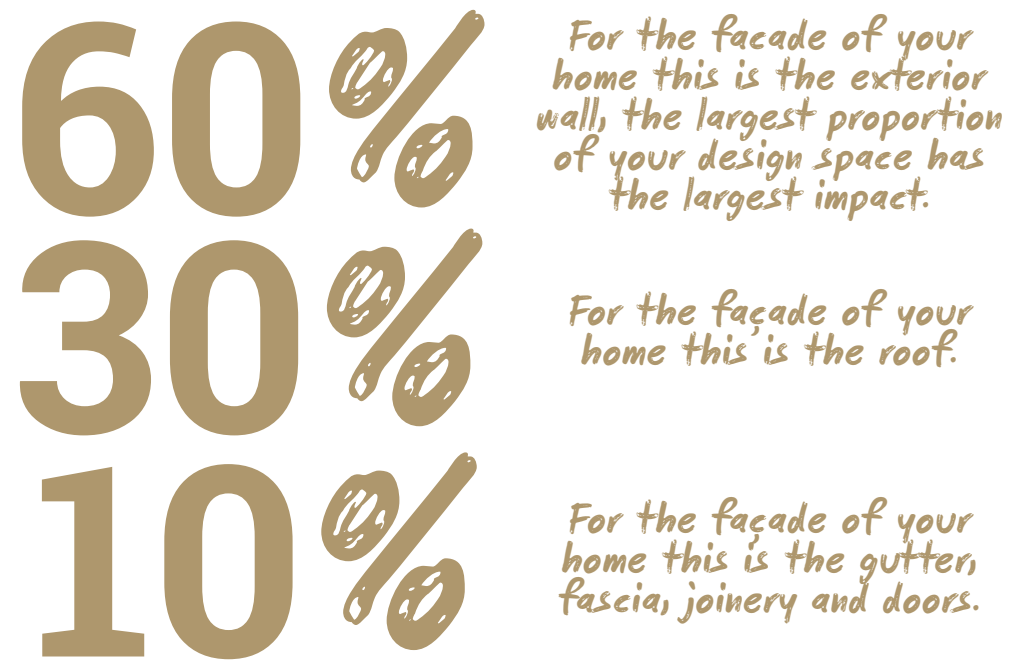
- Free of visible cracks and chips when viewed from 6.1m in diffused light. (ASTM C90-1418)
- From closer distances, chipping of edges on bricks is acceptable provided the total length of chips per brick is no more than 10% of the perimeter length of the brick and;
  - For 95% of the bricks the chips are no longer than 3 mm from edges and 6 mm from corners, and;
  - For the remaining 5% of the bricks the chips are no longer than 6 mm from edges and 9.5 mm from corners.

# HOW TO CHOOSE A BRICK



COLOUR OF THE BRICK   COLOUR OF THE MORTAR   SIZE OF THE BRICK   TEXTURE OF THE BRICK

We know that when our customers choose bricks, it is predominately on colour. But more importantly we know this choice cannot be made in isolation. Designers use a scale known as "60, 30, 10", it's simply a definition for the proportions of a design space.



## FOUR STEPS TO SELECTING AN EXTERIOR COLOUR SCHEME

- 1 Choose brick colour
- 2 Choose mortar colour and style
- 3 Choose roof
- 4 Selecting the fascia, gutter, joinery and doors to complete the picture

# How to select your bricks

Designing your new home is an exciting experience as you discover the multitude of design ideas at your disposal. The Brickery team will help to make the experience as satisfying as possible. We recommend you use at least three of these selection tools available to you:

## Brochures & Websites

A great way to narrow down your selection but remember colours and textures are only indicative.

## Display Material

Some builders have sample boards in their offices, these are a good way to view the bricks.

## Selection Centres

Visit The Brickery Selection Centres to view display walls. We also have tools such as window joinery and roof colour swatches to help with your selection.

## Sample Packs

You can request a sample from us which we can send to you. This will be from a recent or current batch and will give a good indication of brick colour. Our sample will have a batch number so you know what your house will look like (remember bricks vary from batch to batch). Please ensure the batch number is quoted at time of ordering. If we have since run out, then we will send you a new sample.

## Recently Constructed Houses

We can provide you a list of recently constructed houses that you can view from the street.

Considering a blended brick? Be aware we endeavour to always show a light and dark brick however the final blend will not be in equal proportions and there will be a range of colours between the light and dark.

Consider your mortar colour and joint finish as this can have a dramatic affect on your homes overall appearance.

## MORTAR COLOUR

When it comes to mortar (what binds the bricks together) you will need to consider the colour and finish, as both will have a striking impact on the look of your bricks. Mortar constitutes approximately 15% of the brick facade colour.

An off-white mortar between darker coloured bricks will add contrast and highlight the shape of each brick. Whereas matching mortar colour to the brick will soften the brickwork. Please confirm with your builder or brick layer what their mortar colouring offering is before you make your final decision.

When using a mortar that is not a prebagged trade mortar, only washed river sand should be used. Warranties for efflorescence are voided if sea sand is used.



Natural



Off White



Charcoal




Black


## MORTAR FINISHES

When it comes to mortar finishes, it's all about the lighting. There are four common finishes; raked, rolled, flush and struck.


A **raked finish** is recessed, creating deep shadows in the horizontal mortar joint, bringing out the lines of the brick work. A **rolled finish\*** also creates shadow lines, but they are subtler. A **flush finish** doesn't allow for any shadows in the joint, giving the wall a flatter, more unified look. A **weathered joint** gives a neat, well ordered look.




*Raked*



*Rolled*




*Flush*




*Weathered*

## BOND PATTERN


A bond is the pattern in which bricks are laid. The most common bond is Stretcher Bond which consists of courses of full bricks where every course is offset half a brick from the course below. Stacked and Flemish are also popular and achieve an alternative look.



*Stretcher Bond*



*Stack Bonded*



*Flemish Bond*



# Indent Bricks

PREMIUM COLLECTION

SANDSTOCKS



Photo credit: Australian Brewery Case Study featuring Monier Balmoral bricks

Our Sandstock bricks honour an important part of our history, the traditional method of brick making. Only a handful of companies still make these 'Convict Bricks'.

Incredibly wet clay is dropped into large sawdust lined moulds to produce solid bricks with very individual rough and irregular textures and shapes, giving them their hand-made character and beautiful appearance. Fired in intermittent batch kilns, we can alternate the temperature to produce a variety of colours and tones, reminiscent of the very old down draught wood or coal red kilns.

Monier Sandstock bricks are timeless in their look and feel and deliver a statement of tradition and authenticity. They are suitable across a variety of building designs, ranging from contemporary prestige homes to projects requiring an authentic colonial period look.



VAN GOGH  
230 x 76 x 110mm



BALMORAL  
230 x 76 x 110mm



BLACKETT  
230 x 76 x 110mm



CADMAN  
230 x 76 x 110mm



CASTLEMAINE  
230 x 76 x 110mm



ENDEAVOUR  
230 x 76 x 110mm



GREENWAY  
230 x 76 x 110mm



JACKSON  
230 x 76 x 110mm



NORTHBRIDGE  
230 x 76 x 110mm

Flashing (dark markings) is a common feature with this collection. The dimensional category for Sandstocks is DW0, which has no size tolerance. This means a Sandstock can vary in size, which is different from a standard category brick size tolerance that falls under DW1 or DW2. For more details visit [pghbricks.com.au](http://pghbricks.com.au)

\* Indent product subject to minimum order quantities and international lead times. \*\* Please note these clay bricks are 110mm deep.





BOWRAL BRICKS

# EVERYTHING WE DO *is in pursuit of* THE PERFECT BRICK

*Our tradition, experience and reliability has made Bowral Bricks the first choice for architects, builders, developers and home buyers. Our continued commitment to quality ensures Bowral dry pressed bricks will remain the benchmark for excellence for many years to come.*

## BOWRAL DRY PRESSED BRICKS

Bowral dry pressed bricks are the premium product for your building project. Proven in tough Australian conditions for more than a century, dry pressed bricks are renowned for their long lasting quality.

Bowral dry pressed bricks and pavers are made to last using time-honoured techniques and modern technology. Choose the Bowral Bricks range for their unsurpassed quality that only one of Australia's most experienced brick makers can offer.

## UNIQUE COLOURS *for* AUTHENTIC APPEAL



Earthy terracotta tones. Creamy browns and beiges. Subtle golden shades. With such an extensive colour range available, Bowral Bricks are guaranteed to add a beautiful finish to your building project.

The unique colour variations in each delivery of Bowral Bricks also ensures the authentic appeal that comes only with traditional manufacturing techniques.

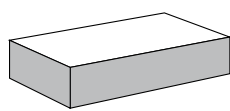
Product Bowral50, Bowral Blue



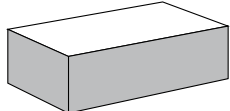
BOWRAL50



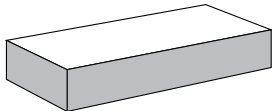
Dimensions



230 L x 110 W x 50 H mm



230 L x 110 W x 76 H mm



300 L x 110 W x 50 H mm

Made to order

\* Indent product subject to minimum order quantities and international lead times.

\*\* Please note these bricks are 110mm deep.

\*\*\* Variations in colour, texture and size are natural characteristics of clay products and production variations can occur from batch to batch. Whilst every effort is made to provide samples, brochures and displays consistent with product delivered to site, they should be viewed as a guide only.



# MANHATTAN

## INDUSTRIAL CHIC BRICKS

The Industrial Chic movement has fuelled the inspiration behind the creation of our bespoke, locally made Manhattan range of recycled-look and feel bricks.

The urban and raw Manhattan range is signified by bricks that have been purpose-made to take on the weathered and tumbled imperfections of intended knots, scratches and nicks and colour blending designed to bring to life an edgy, exposed brick wall look and feel.

But unlike many recycled brick products, the Manhattan range has been produced with today's modern technological advancements behind the crafted manufacturing process, ensuring these bricks deliver consistent strength, durability and longevity as well as the benefits of Exposure Grading that actual recycled bricks may not have.



MANHATTAN: TRIBECA



CHELSEA 230 X 76 X 110MM



TRIBECA 230 X 76 X 110MM



EAST HAMPTON 230 X 76 X 110MM



BROOKLYN 230 X 76 X 110MM

\* Indent product subject to minimum order quantities and international lead times.

\*\* Please note these bricks are 110mm deep.

\*\*\* Variations in colour, texture and size are natural characteristics of clay products and production variations can occur from batch to batch. Whilst every effort is made to provide samples, brochures and displays consistent with product delivered to site, they should be viewed as a guide only.

"The highly sought after Industrial Chic look and feel can be achieved with the cleverly crafted Manhattan Collection of recycled-look bricks."



MANHATTAN: CHELSEA





San Selmo Corso Textured: *Brenta* / Cover Image: San Selmo Corso Textured: *Piave*

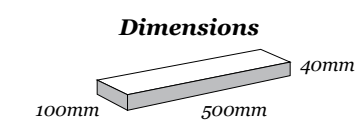


San Selmo Corso Textured: *Livenza*

# San Selmo Corso

*expressive form*

Elegant and elongated, the San Selmo Corso range of kiln-fired clay bricks puts a bespoke stamp on contemporary architectural projects. Made to order in Italy, the sleek new format shape is twice the standard brick length, with a custom aesthetic that elevates any residential or commercial environment.



## Corso Textured



*Arno*



*Potenza*



*Marana*



*Piave*

## Corso Raw



*Brenta*



*Arno*



*Livenza*



*Potenza*



*Marana*



*Piave*

\* Indent product subject to minimum order quantities and international lead times. \*\* Please note these clay bricks are 100mm deep.



# VENETIAN GLASS



PRODUCTS:  
BLUE SAPPHIRE, NATURAL  
ARCTIC CRYSTAL, POLISHED  
GOLDEN AMBER, NATURAL

	Natural	Polished	Frosted
Arctic Crystal EXP ○			
Aquamarine EXP ●			
Golden Amber EXP ●			
Blue Sapphire EXP ●			
Smokey Quartz EXP ●			

Size: 230 x 76 x 110mm

For further details on the installation of glass bricks, please refer to the

Venetian Glass Technical Manual:

[australbricks.com.au/technical-information](http://australbricks.com.au/technical-information)



Looking for  
an extra  
special clay  
brick? Let  
us know and  
we'll source it  
for you\*

\*Subject to availability, minimum order quantities and international lead times

Stacked  
Bricks

# San Selmo Smoked

Kiln-fired in Italy, San Selmo Smoked clay bricks offer a subtle tonal palette designed specifically for contemporary architectural projects. The range is characterised by an elegant and carefully graduated selection of colours from pale hues through to the steely blue-grey.



Grey Cashmere by Austral Bricks 230 x 76 x 70mm  
\*Displayed with off white mortar



Opaque Slate by Austral Bricks 230 x 76 x 70mm  
\*Displayed with off white mortar



Grey Cashmere by Austral Bricks 230 x 76 x 70mm  
\*\*Displayed with grey mortar



Opaque Slate by Austral Bricks 230 x 76 x 70mm  
\*\*Displayed with grey mortar

Variations in colour, texture and size are natural characteristics of clay products and production variations can occur from batch to batch. Whilst every effort is made to provide samples, brochures and displays consistent with product delivered to site, they should be viewed as a guide only.

# San Selmo Reclaimed

The richly textured San Selmo Reclaimed range brings with it a strong European heritage. These elegant kiln-fired clay bricks are manufactured in Italy and feature a beautiful, tactile surface inspired by recycled bricks. The result is a distinctive rustic finish that will create a genuine warmth in any project. Ideal for both modern and traditional homes.



Limewash by Austral Bricks 230 x 76 x 70mm



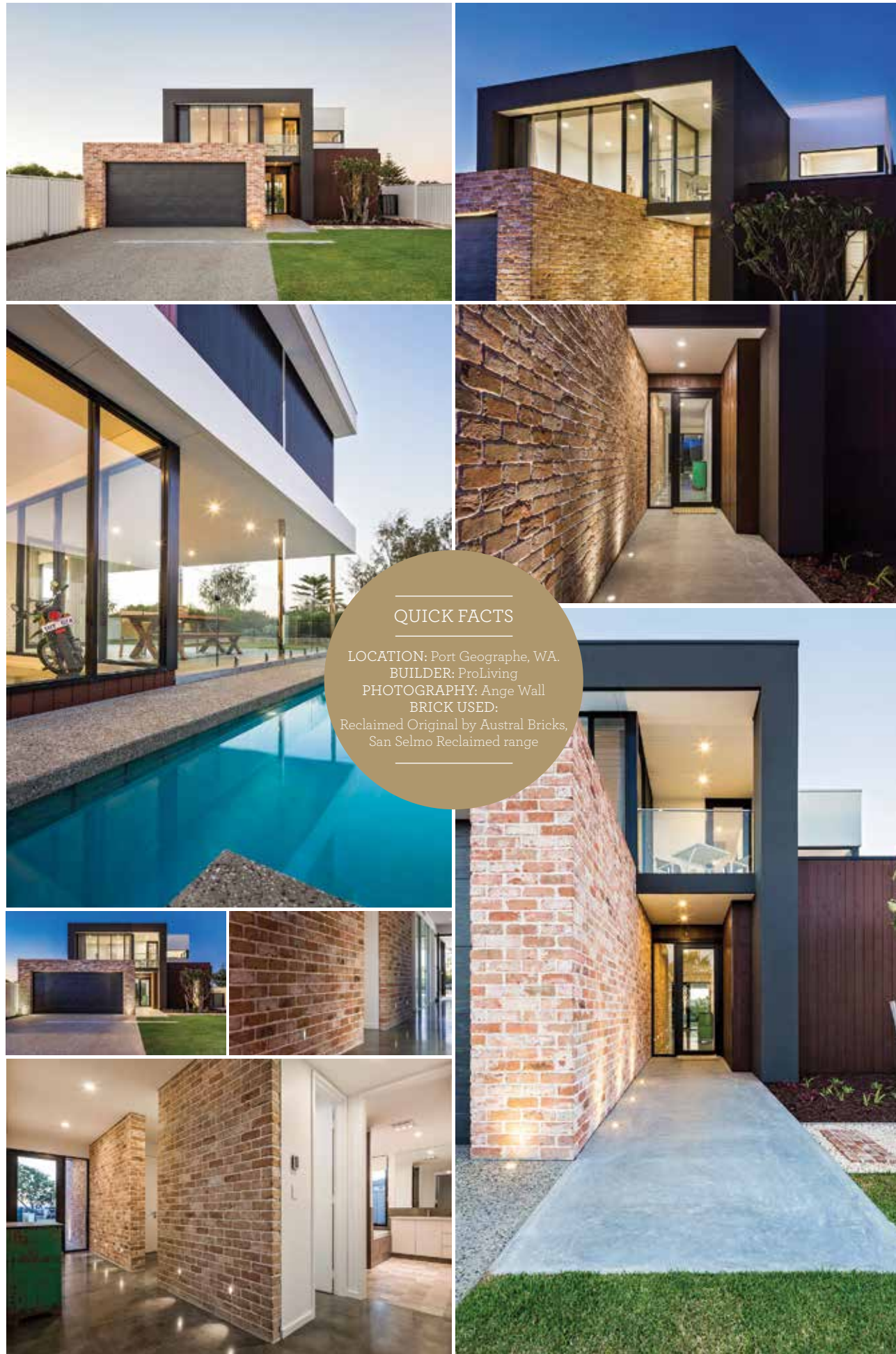
Reclaimed Original by Austral Bricks 230 x 76 x 70mm



Aged Red by Austral Bricks 230 x 76 x 70mm

Variations in colour, texture and size are natural characteristics of clay products and production variations can occur from batch to batch. Whilst every effort is made to provide samples, brochures and displays consistent with product delivered to site, they should be viewed as a guide only.





# Why San Selmo Reclaimed Brick was the perfect choice for this waterfront home

The richly textured surface of this kiln-fired Italian brick creates an eye-catching rustic exterior to a modern waterside home.

If you want to create a home with a style that transcends fashion and also complements its natural surroundings, the devil is in the details. And one big detail is the materials you use.

In Western Australia's stunning Port Geographe sits a house where careful attention has been paid to striking the often-precarious balance of a home with architectural cachet that also makes sense within its environment.

WA builder ProLiving crafted this modern home using a clever collection of materials, from various claddings to polished concrete and glass. But to give the house a warmth and texture that would anchor its contemporary aesthetic, ProLiving designer Kelly Price chose to use Austral Bricks' San Selmo Reclaimed range. The location has "views of the Port Geographe Marina, and the Reclaimed brick - with a variation of neutral and earthy tones - ties the house back to the natural surroundings of the sand, beach and water", says Price.

A kiln-fired clay brick made in Italy, the San Selmo Reclaimed range has

a naturally rustic finish that brings a distinctly tactile element to projects. Price says that when designing this stand-out home, she was looking to use a brick that "wasn't too dramatic, but stylish enough to make a real impact". After seeing the San Selmo brick, she immediately knew it was perfect for the Geographe Bay location.

Using the brick to establish an eye-catching street frontage, the effect extends deep into the house, creating a visually impressive entryway threshold and providing a counterbalance to the sleek polished concrete floor. "The San Selmo brings the wow factor with major street appeal," says Price. "It instantly draws your attention to the home."

With contrasting colours, cladding and textures on the home's frontage, the San Selmo brick unifies these elements and lends softness to the overall look - ultimately creating an inviting warmth, while still maintaining a covetable contemporary edge.

With the home's proximity to Geographe Bay Marina, the client wanted to echo the

area's nautical ties in a modern aesthetic without labouring over the theme. A mixture of claddings and the gently worn look of the bricks give a subtle nod to life lived by the bay.

While ProLiving used a variety of tools from their design kit to fulfil the brief, Price says it's the San Selmo brick the proud owners of the home have fallen in love with. "They told us their favourite feature of the home is the brick. Everyone that comes through their house comments on how beautiful the feature bricks are."

While the Port Geographe house is a contemporary expression that uses the bricks to add depth of character, the soft palette of the San Selmo Reclaimed range is also suited to more traditional styles. Working well as a unifying or stand-out component in a build, the brick almost invites you to run your hand over its rough-hewn texture and effortlessly brings a next-level element to a new home.

Article by Brickworks Building Products

# La Paloma

Designed and manufactured in Europe, the La Paloma range is the ultimate in elegance and sophistication. The lines are sharp and clean, and the colours deep and rich – the whites are whiter, the blacks are blacker. These authentic Mediterranean bricks will add grace and style to any home.



Madrid by Austral Bricks 290 x 76 x 70mm



Alicante by Austral Bricks 230 x 119 x 70mm



Seville by Austral Bricks 290 x 76 x 70mm



Terrassa by Austral Bricks 230 x 119 x 70mm



Pamplona by Austral Bricks 290 x 76 x 70mm



Grenada by Austral Bricks 230 x 119 x 70mm



Tenerife by Austral Bricks 290 x 76 x 70mm



Lanzarote by Austral Bricks 230 x 119 x 70mm



Azul by Austral Bricks 230 x 76 x 80mm



# The Hawthorn Townhouses: a case study in how to use bricks to great effect

The Hawthorn Townhouses by T-A Square make use of the gentle blue hue of Austral La Paloma bricks in Azul to create a timeless architectural gem in Melbourne.

Melbourne's inner east has a new landmark. With a dramatically angled roofline, clean edges and a beautiful blue-grey hue, the Hawthorn Townhouses make an unmissable visual impact in the urban landscape.

This striking build – comprising four luxury townhouses – is a contemporary and post-modern exploration of beauty in material. Antony Tsjin, co-director of Melbourne architectural studio T-A Square, says the aim was to create a standout dwelling that mirrored the environment, while using conventional materials. For Antony, the only choice was brick.

“We were thinking of how we could use the bricks in the most intelligent way that would highlight the quality and, at the same time, harness the beauty of the material itself,” he says.

The solution came in the form of stunning Austral Bricks' La Paloma in Azul, the soft bluish-grey colour lending a simultaneously striking but refined aesthetic.

Initially, Bowral Blue bricks, among other options, were discussed, but the La Paloma in Azul offered an affordable alternative and a look that perfectly aligned with the intent of the design. “The Azul is more suitable because we wanted to create not just a bluish building, but one that has a nice feel and texture,” says Antony. “The colour is quite neutral. It's earthy; and we wanted the building to have warmth. And, of course, it ties in very well with the other material palette we chose.”

While the Hawthorn Townhouses make a street-side statement thanks to their cool tonal quality amid a landscape of blond and red brick, it's also the way the bricks have been laid that gives the building a visually arresting element. Antony used a hit-and-miss laying pattern to not only ensure the townhouses catch the eye of passersby, but also provide a much-needed screen.

“We explored ideas of how to actually use the brick. Hit-and-miss is one of the things we liked. Rather than just use the brick conventionally in the horizontal manner, we thought the brickwork could be part of the feature.”


It certainly makes for a beautiful façade that changes with the light throughout the day, and at night the feature is more pronounced thanks to the warm glow from within the homes. “What captures you is that the front façade is brick. That draws you into the detail of the development and then you realise the whole thing is actually made of brick,” explains Antony.

Given the chance to use La Paloma again, Antony says he would like to use the brick internally as a feature, and also praises its thermal qualities as a more sustainable solution to home heating. For now, though, he is pleased with the result of the Hawthorn Townhouses, which have attracted plenty of praise for their appealing, out-of-the-box design.

“The whole point was to create a masterpiece from an architectural point of view that would last for a long time. The only way to do that is to create a landmark that a passerby will notice as something different,” Antony says.

Outcome achieved.

Article by Brickworks Building Products



## QUICK FACTS

LOCATION: Melbourne, VIC.  
ARCHITECT: T-A Square  
PHOTOGRAPHY: Jack Lovel  
BRICK USED:  
Azul by Austral Bricks,  
La Paloma range



# Industry

The Industry range is a carefully curated micro collection, reflecting the trend for tonal exteriors. These bricks are modern, fashionable and chic.




Whitehaven by Austral Bricks 230 x 76 x 70mm



Platinum by Austral Bricks 230 x 76 x 70mm



Espresso by Austral Bricks 230 x 76 x 70mm



Cuprum by Austral Bricks 230 x 76 x 70mm



Titanium by Austral Bricks 230 x 76 x 70mm

# Magnum

The exaggerated aesthetic and block size of the bricks in the Magnum range will truly set your new home apart. Yet their 70mm width still allows for them to be laid on a standard foundation footing.



French Brie by Austral Bricks 290 x 162 x 70mm



Kingston by Austral Bricks 290 x 162 x 70mm



Chai Latte by Austral Bricks 290 x 162 x 70mm



Carbide by Austral Bricks 290 x 162 x 70mm



# Mezzo

Create a striking look for your home with the one and a half height bricks from the Mezzo range. A versatile size, adding classic proportions to single and double story homes.



Cloud by Austral Bricks 230 x 119 x 70mm



Dorset by Monier Bricks 230 x 119 x 70mm



Eros by Austral Bricks 230 x 119 x 70mm



Darra Grey by Monier Bricks 230 x 119 x 70mm



Boston Grey by Austral Bricks 230 x 119 x 70mm



Sienna by Austral Bricks 230 x 119 x 70mm




Bronze by Austral Bricks 230 x 119 x 70mm

# Vintage


Our Vintage range evokes all the warmth and character of early authentic bricks. The bold natural colours and rough textured finish works equally well in the inner city or country. These bricks bring a well-loved, heritage quality to your home.



Coach House Cream by Austral Bricks 230 x 76 x 70mm



Coach House Autumn Blend by Austral Bricks 230 x 76 x 70mm



Wicklow by Monier Bricks 230 x 76 x 70mm



Coach House Grey by Austral Bricks 230 x 76 x 70mm

# Artisan

Give your home a timeless appearance with the distinctive bricks of the Artisan range. With a selection of beautiful looks, colours and textures to choose from, these bricks will stand the test of time, to keep your home looking spectacular for many years to come.



Dover by Monier Bricks 230 x 76 x 70mm




Grange by Austral Bricks 230 x 76 x 70mm



Rockhampton by Monier 230 x 76 x 70mm



Gypsy Rose by Monier Bricks 230 x 76 x 70mm



Colonial Red by Austral Bricks 230 x 76 x 70mm



# Origin

The bricks of the Origin range are fresh and modern. Whether you want a clean and minimalist look or one with character, these colours and textures combine beautifully with other materials like timber, stone, steel and glass to make your home a statement of your individual style.



Crevole by Monier Bricks 230 x 76 x 70mm




Alpine by Monier Bricks 230 x 76 x 70mm



Devon by Monier Bricks 230 x 76 x 70mm



Leisure by Austral Bricks 230 x 76 x 70mm



Umber by Austral Bricks 230 x 76 x 70mm



Silver by Austral Bricks 230 x 76 x 70mm



Chiffon by Austral Bricks 230 x 76 x 70mm



Raglan by Austral Bricks 230 x 76 x 70mm

# Painter & Plaster Bricks

The increasing popularity of bagged and painted bricks has meant that some painters have specialised in these brick finishes. When painting over a brick, the bricks need to have cured on the wall with the mortar and be clean, dry and then the correct system needs to be applied.



**Plaster**  
Feature: Plaster  
Brick: Plaster brick



**Bagged**  
Joint: Flushed  
Feature: Bagged  
Brick: Smooth Painter



**Paint**  
Joint: Raked  
Feature: Paint  
Brick: Wire Cut Painter



**Paint**  
Joint: Raked  
Feature: Paint  
Brick: Smooth Painter



# Painted brick: making texture the hero

I have seen some inspirational and amazing projects featuring painted brick in recent times. It's almost become the material of choice, especially with architects. And, while I prefer bricks in all their natural beauty and texture, I can see where the attraction lies.

I think it's because painted brick brings the simplicity sought after by architects, especially the restrained colour palette. Whether used as a unifying element for mixed materials, or by reflecting the trend towards mid-century modernism, brick adds longevity, strength and the ability to withstand harsh conditions.

We tend to be conservative when choosing exterior colour schemes, the rugged good looks of bricks add a tactile richness while paint can hide a dated colour choice, particularly for owners with brick homes of the 1960s and '70s.

Author: Lynne Testoni.  
Article courtesy of PGH Bricks

\* Larger format painter and plaster options are available. Subject to availability.

Variations in colour, texture and size are natural characteristics of clay products and production variations can occur from batch to batch. Whilst every effort is made to provide samples, brochures and displays consistent with product delivered to site, they should be viewed as a guide only.





# GB MASONRY

*GB Masonry Collection has been a symbol of quality in the masonry industry since 1978 when GB Masonry was founded*

GB Masonry sources the best quality sands and aggregates, achieving distinctive colours and finishes thanks to outstanding attention to detail and extensive expertise. Our masonry products have become a hallmark of architectural style and design, with a range that includes sleek Honed and Polished options, and the timeless style of our smooth finished ranges. For products that show the skill of master block makers there is no rival to the GB Masonry Collection of premium concrete masonry blocks.

[www.australmasonry.co.nz](http://www.australmasonry.co.nz)

Distributed by NZ Brick Distributors  
Products can be viewed at The Brickery design centres

## CEMINTEL®


### CEMINTEL **TERRITORY**

CEMENT INTELLIGENCE

New materials influence the way buildings are defined. Cemintel is responding to the growing importance of external and internal cladding with Territory.

The Territory cladding range acts on the preference for prefinished, lightweight materials and the desire for buildings to enhance the environment where we live.

From external façades to interior surfaces, Territory is a reinterpretation of cladding as we know it.



**TERRITORY**  
Define Yours

Distributed by NZ Brick Distributors  
Products can be viewed at The Brickery design centres

# Clay Brick and Paver Manufacturers Association

It is important to remember that any issues regarding the quality, texture or colour of the bricks must be addressed with the brick supplier prior to the laying of the bricks.  
A brick laid is a brick accepted. Thoroughly check all pallets upon delivery.

Clay bricks marketed in New Zealand must meet the requirements of NZS4455, the manufacturing standard. This standard mainly refers to the size and compressive strength of the product. It does not mention, chipping, cracks, bowing or colour, all issues to do with whether a brick is considered a 'First Grade' product or a 'Common'. This will vary depending on the texture and type of brick product, check with your brick supplier. Clay bricks are transported great distances and may be handled many times prior to delivery to site. Minor edge chipping in some bricks can occur, especially smooth faced bricks; this is to be expected and managed by the bricklayer in the laying process. Generally, a First Grade brick should have a face and one end free of surface defects; however the nature of the brick product being laid must always be a factor in this regard.

Brochures, websites, and display panels provide an indication of the brick product at the time they were created, which may be two years old. Clay bricks are a natural product that may change depending on where the clay is sourced and how it is fired at the time of manufacture – check with your brick supplier for recent product samples.

## Blending

Brick is a finishing product and therefore it is essential that the bricklayer thoroughly blends the bricks in order that an even spread of colour is achieved over the face of the wall. Depending upon where the bricks were positioned in the kiln, will have a bearing on the colour of the brick, which is why it is important for the bricklayer to select bricks from at least 3 pallets to get as good a colour mix as they can. Step away from the wall and check regularly. Obvious pockets of colour on a brick wall are unacceptable and devalue the dwelling.

## Keeping Bricks Dry

It is important to prevent bricks becoming saturated, particularly during the winter months. Saturated brickwork can aggravate any salts that may be present, resulting in white deposits on the surface, which can be long-term. Therefore, keep the top of all pallets covered with plastic, and where bricks may be stacked around the site, keep directly off the ground and cover with plastic also.

Freshly laid veneers, (less than 6 hours) must be protected from rain to prevent a possible change in the mortar colour. The top row of all un finished brickwork must be covered in plastic, if rain is imminent.

## Guide to tolerances, materials and workmanship in new residential construction 2015

The Ministry of Business, Innovation and Employment (MBIE)

### 3.2 Clay brick and masonry veneer

The normal viewing position distance for internal and external exposed architectural masonry feature walls is 6.1 m (see Inspecting surfaces and fixtures). Where it is not possible to achieve this distance, specific issues can be viewed at closer distances in accordance with the details in the below table.

#### 3.2 CLAY BRICK AND MASONRY VENEER

##### CRACKS AND CHIPS UNLESS OTHERWISE SPECIFIED, EXPOSED WALLS SHOULD BE:

- Free of visible cracks and chips when viewed from 6.1m in diffused light. (ASTM C90-1418)
- From closer distances, chipping of edges on bricks is acceptable provided the total length of chips per brick is no more than 10% of the perimeter length of the brick and;
  - For 95% of the bricks the chips are no longer than 3 mm from edges and 6 mm from corners, and;
  - For the remaining 5% of the bricks the chips are no longer than 6 mm from edges and 9.5 mm from corners.

# Resources

## THE BRICKERY®

Our home, here you will find our bricks, technical information and links to our social media pages for inspiration.

[thebrickery.co.nz](http://thebrickery.co.nz)



Explore a journey in style with Austral Bricks (who also happen to be one of our partners). Austral Bricks has a proud history of brick making spanning over 100 years!

[australbricks.com.au](http://australbricks.com.au)



Monier can trace its heritage in New Zealand back to 1862 when it commenced manufacturing in New Lynn, Auckland. Over the years it has supplied clay brick products to the New Zealand construction market and our products are seen in some of New Zealand's most iconic buildings.

[pgh.com.au](http://pgh.com.au)



Everything you need to know about designing or building with brick in New Zealand. The CBPMA is an excellent resource for technical information.

[bricksnz.co.nz](http://bricksnz.co.nz)



Here you'll find helpful information to see the benefits of building with brick, and you can also find a licensed practitioner in your area. The federation is here to support the trades and offers LPB training.

[www.bbfz.co.nz](http://www.bbfz.co.nz)



The GB Masonry range of architectural concrete blocks and breeze blocks is available exclusively through NZ Brick Distributors.

[www.australmasonry.co.nz](http://www.australmasonry.co.nz)



Explore the infinite design possibilities with the Cemintel Territory Range of fibre cement panels

[www.cemintel.co.nz](http://www.cemintel.co.nz)



