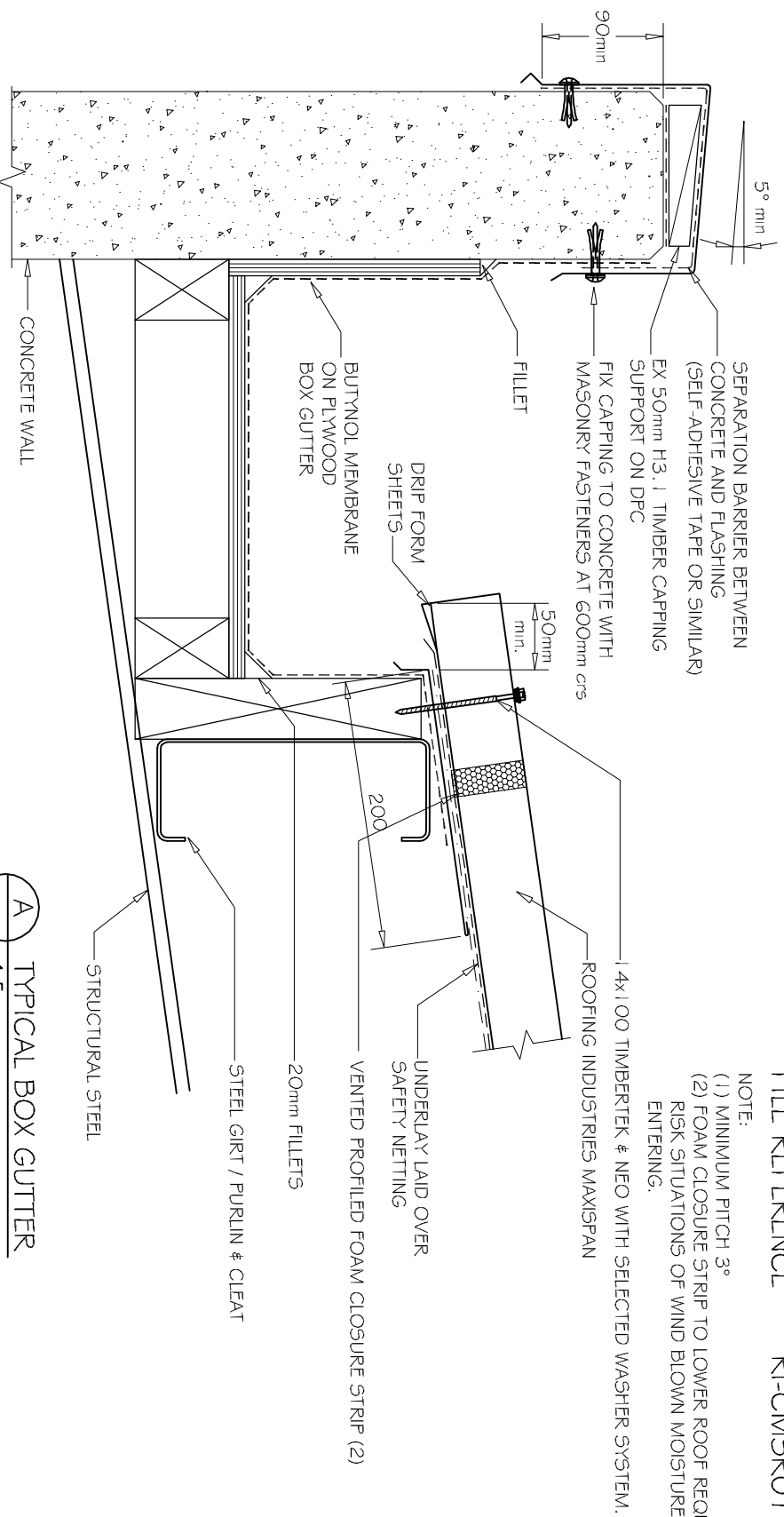


COMMERCIAL MAXISPAN ROOFING BOX GUTTER DETAIL



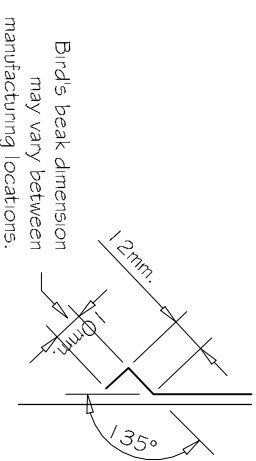
A
—
1:5
TYPICAL BOX GUTTER

NOTES:


- These details are generally in compliance with the NZ Metal Roof & Wall Cladding Code of Practice and in some cases specific details by Roofing Industries.
- The building designer is ultimately responsible to ensure that details used meet the requirements of the NZ Building Code for the specific project.
- Details of the supporting structure are indicative only and are the responsibility of the building designer.
- Thermal break or cavity battens may be required in some circumstances.
- Underlay selection and building wrap types are the responsibility of the designer.
- Alternative support to galvanised netting should be used in severe coastal environments including when aluminium is used.
- These details are for Roofing Industries profiles as nominated and may not be applicable to other profiles.
- This drawing is the copyright of Roofing Industries, and can only be copied or reproduced with their permission.
- Further information can be obtained from the NZ Metal Roof & Wall Cladding Code of Practice www.metalflooring.org.nz & www.roof.co.nz
- Where necessary adjust drawings for purlin battens or cavity battens.
- Details are for steel based materials, other substrate may require some changes.

DETAIL NO. CMSR012A
 DATE DRAWN 02/03/12
 FILE REFERENCE RI-CMSR012A.DWG

NOTE:
 (1) MINIMUM PITCH 3°
 (2) FOAM CLOSURE STRIP TO LOWER ROOF REQUIRED IN HIGH RISK SITUATIONS OF WIND BLOWN MOISTURE OR DRAFTS ENTERING.



Bird's beak dimension may vary between manufacturing locations.



©COPYRIGHT DETAIL 2012