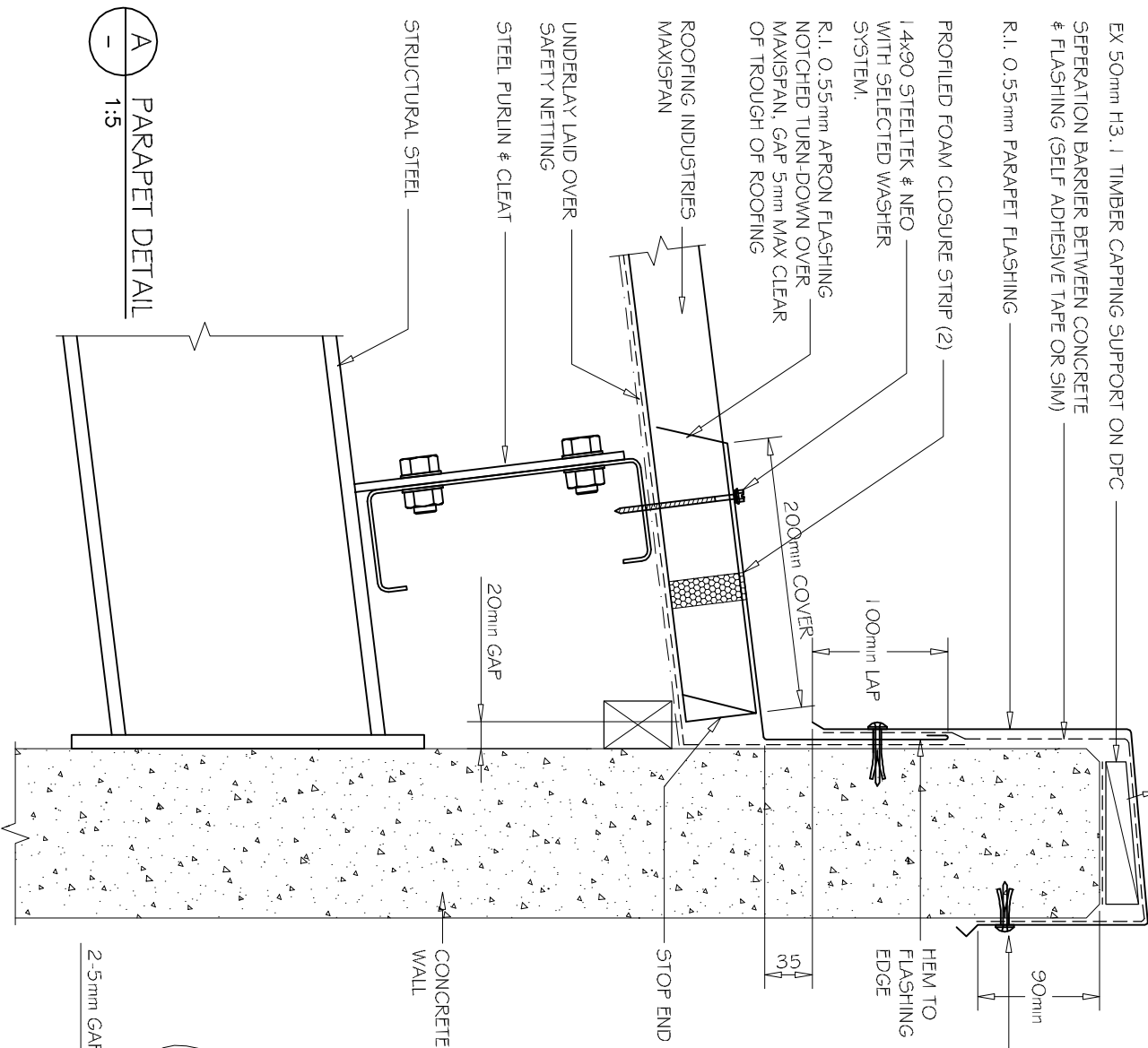

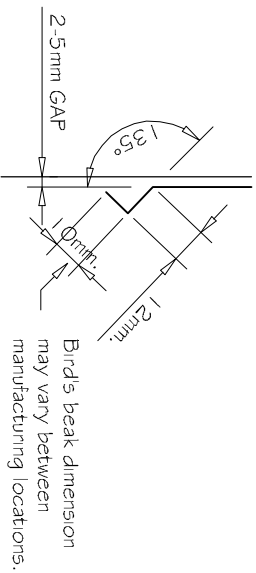


COMMERCIAL MAXISPAN ROOFING PARAPET HEAD APRON

DETAIL NO. CMSR007A
 DATE DRAWN 02/03/12
 FILE REFERENCE R1-CMSR007A.DWG



- NOTE:
- (1) MINIMUM PITCH 3°
 - (2) FOAM CLOSURE STRIP ONLY REQUIRED IN HIGH RISK SITUATIONS OF WIND BLOWN MOISTURE ENTERING.
- NOTES:
- These details are generally in compliance with the NZ Metal Roof & Wall Cladding Code of Practice and in some cases specific details by Roofing Industries.
 - The building designer is ultimately responsible to ensure that details used meet the requirements of the NZ Building Code for the specific project. Details of the supporting structure are indicative only and are the responsibility of the building designer.
 - Thermal break or cavity battens may be required in some circumstances. Underlay selection and building wrap types are the responsibility of the designer.
 - Alternative support to galvanised netting should be used in severe coastal environments including when aluminium is used.
 - These details are for Roofing Industries profiles as nominated and may not be applicable to other profiles.
 - This drawing is the copyright of 'Roofing Industries' and can only be copied or reproduced with their permission.
 - Further information can be obtained from the NZ Metal Roof & Wall Cladding Code of Practice. www.metaloofers.org.nz & www.roof.co.nz
 - Where necessary adjust drawings for purlin battens or cavity battens. Details are for steel based materials, other substrate may require some changes.



©COPYRIGHT DETAIL 2012

A PARAPET DETAIL
 1:5