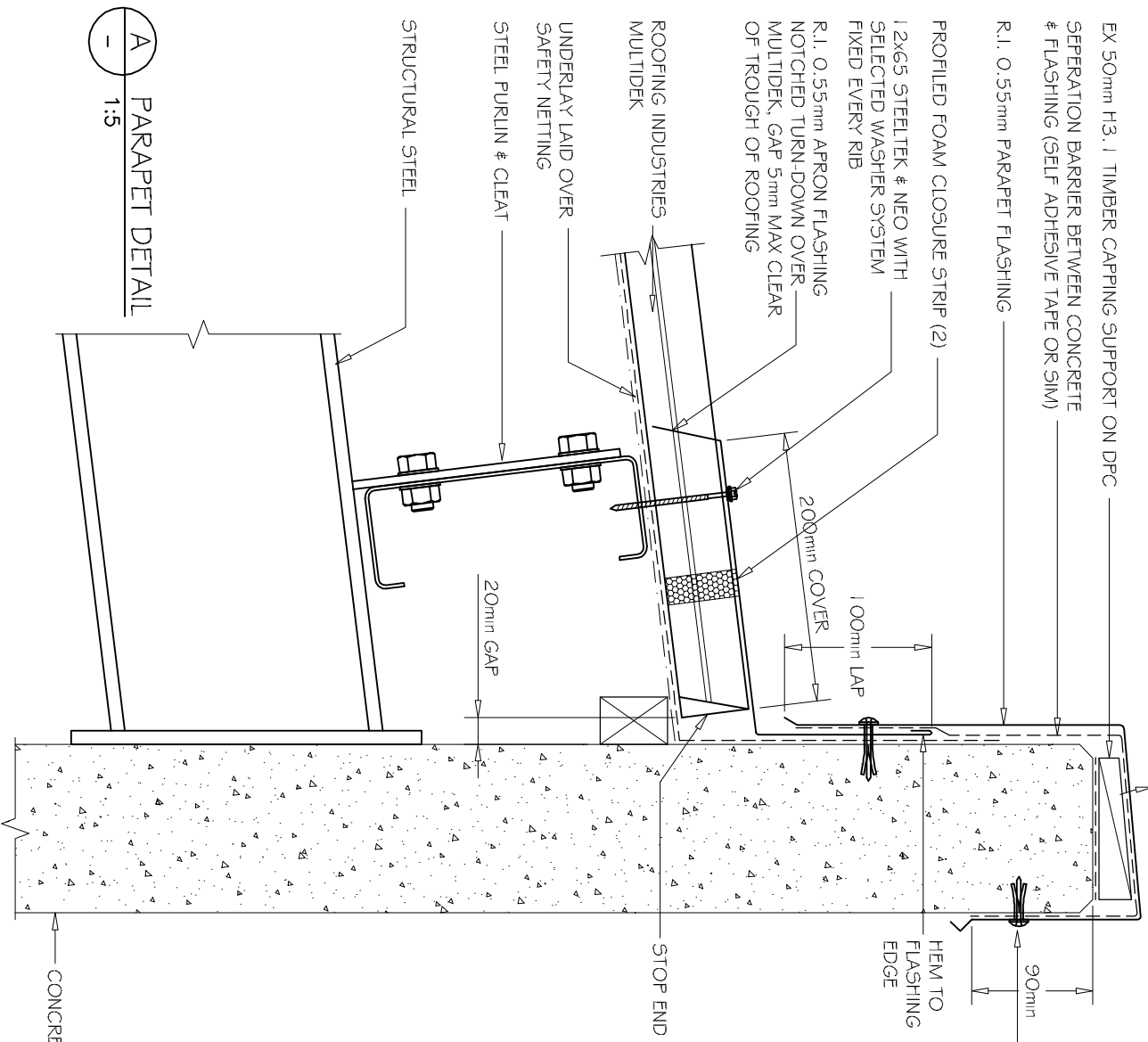


COMMERCIAL MULTIDEK ROOFING PARAPET DETAIL



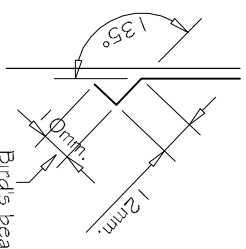
A
-
PARAPET DETAIL
1:5

DETAIL NO. CMDR007A
DATE DRAWN 21/02/12
FILE REFERENCE R1-CMDR007A.DWG


FIX CAPPING TO CONCRETE WITH MASONRY FASTENERS AT 600mm CRS

- NOTE:
- (1) MINIMUM PITCH 3°
 - (2) FOAM CLOSURE STRIP ONLY REQUIRED IN HIGH RISK SITUATIONS OF WIND BLOWN MOISTURE ENTERING.
 - (3) ALTERNATE FIXING METHOD IS TO USE A MULTIDEK CLIP TO TOP PURLIN & FIX APRON TO SHEET & CLIP WITH 12x25mm TYPE 17 SCREW OR 4.8mm min RIVET.

- NOTES:
- These details are generally in compliance with the NZ Metal Roof & Wall Cladding Code of Practice and in some cases specific details by Roofing Industries.
 - The building designer is ultimately responsible to ensure that details used meet the requirements of the NZ Building Code for the specific project.
 - Details of the supporting structure are indicative only and are the responsibility of the building designer.
 - Thermal break or cavity battens may be required in some circumstances.
 - Underlay selection and building wrap types are the responsibility of the designer. Alternative support to galvanised netting should be used in severe coastal environments including when aluminum is used.
 - These details are for Roofing Industries profile/s as nominated and may not be applicable to other profiles.
 - This drawing is the copyright of Roofing Industries and can only be copied or reproduced with their permission.
 - Further information can be obtained from the NZ Metal Roof & Wall Cladding Code of Practice www.metalroofer.org.nz & www.roof.co.nz
 - Where necessary adjust drawings for purlin battens or cavity battens.
 - Details are for steel based materials, other substrate may require some changes.



Bird's beak dimension may vary between manufacturing locations.



©COPYRIGHT DETAIL 2012