

LD 460



Fold Down Ladder Systems

Incorporating Sayfa's industry leading suspension system and VISTA soft close technology, all Sayfa fold down ladder systems open and close safely and smoothly via pneumatic struts for increased user safety.

Sayfa's fold down ladders are delivered as modular components direct to site, providing on-site measurement flexibilities for easy installation to exact ceiling height requirements. Used in conjunction with SKYDORE access hatches or fixed ladder systems, Sayfa offers a complete ceiling and external roof access solution.

All Sayfa fold down ladder systems are available ex-stock to meet demanding lead times and can be powder coated to suit your building aesthetics.

Compliance

Australian Standards do not have a specific standard for fold down ladders, however Sayfa's range of fold down ladders are manufactured within the guidelines of Australian Standard AS 1657-2013.

Applications

- Access to roof or ceiling areas for maintenance of plant and equipment
- Ideal top-level roof access in multi storey buildings

Product Range

VISTA COMMERCIAL / VISTA MAXI / VISTA COMPACT



LD 460

FOLD DOWN LADDER SYSTEMS

LD 461



LD 461

Fold Down Ladder Kit

- Up to 3.2M
- 525mm Rung Length
- 40.0kg

RRP (ex GST)
\$2,155.00



i To suit standard ceiling installations.
Cut out size 1230 x 785mm

LD 465



LD 465.1000

Suspension Kit

- Up to 1.0M
- 31.0kg

RRP (ex GST)
\$760.00

LD 465.2000

Suspension Kit

- Up to 2.0M
- 34.0kg

RRP (ex GST)
\$870.00

LD 465.3000

Suspension Kit

- Up to 3.0M
- 36.0kg

RRP (ex GST)
\$995.00



i To support Vista ladder in suspended ceiling application.

LD 462



LD 462

Fold Down Ladder Kit

- Up to 3.2M
- 315mm Rung Length
- 32.0kg

RRP (ex GST)
\$2,040.00



i To suit timber truss installations
Cut out size 1230 x 570mm

LD 466



LD 466.1000

Suspension Kit

- Up to 1.0M
- 34.0kg

RRP (ex GST)
\$773.00

LD 466.2000

Suspension Kit

- Up to 2.0M
- 37.0kg

RRP (ex GST)
\$917.00

LD 466.3000

Suspension Kit

- Up to 3.0M
- 40.0kg

RRP (ex GST)
\$1,056.00



i To support Vista ladder in suspended ceiling application.

LD 463



LD 463

Fold Down Ladder Kit

- Up to 4.3M
- 525mm Rung Length
- 50.0kg

RRP (ex GST)
\$2,750.00



i To suit extra high suspended ceilings installations.
Cut out size 1630 x 785mm

THE VISTA/SKYDORE ROOF ACCESS SYSTEM IS EASILY AND RAPIDLY INSTALLED IN ALL CEILING TYPES. IT IS IDEALLY SUITED TO SUSPENDED CEILINGS WITH THE VISTA COMMERCIAL USED FOR HEIGHTS BETWEEN 2200MM TO 3200MM, AND VISTA MAXI USED FOR CEILINGS HEIGHTS BETWEEN 3200MM TO 4300MM.

INSTALLATION DIMENSIONS

CEILING OPENING SIZES

Compact: 1230 x 570mm

Commercial: 1230 x 785mm

Maxi: 1630 x 785mm



A	B	C	D	E
2400	900	400	1500	280
2500	930	800	1610	390
2600	960	1200	1720	500
2700	990	1600	1830	600
2800	1010	2000	1940	710
2900	1040	2400	2050	820
3000	1070	2800	2160	920
3100	1100	3000	2210	970
3200	1130	N/A	N/A	N/A

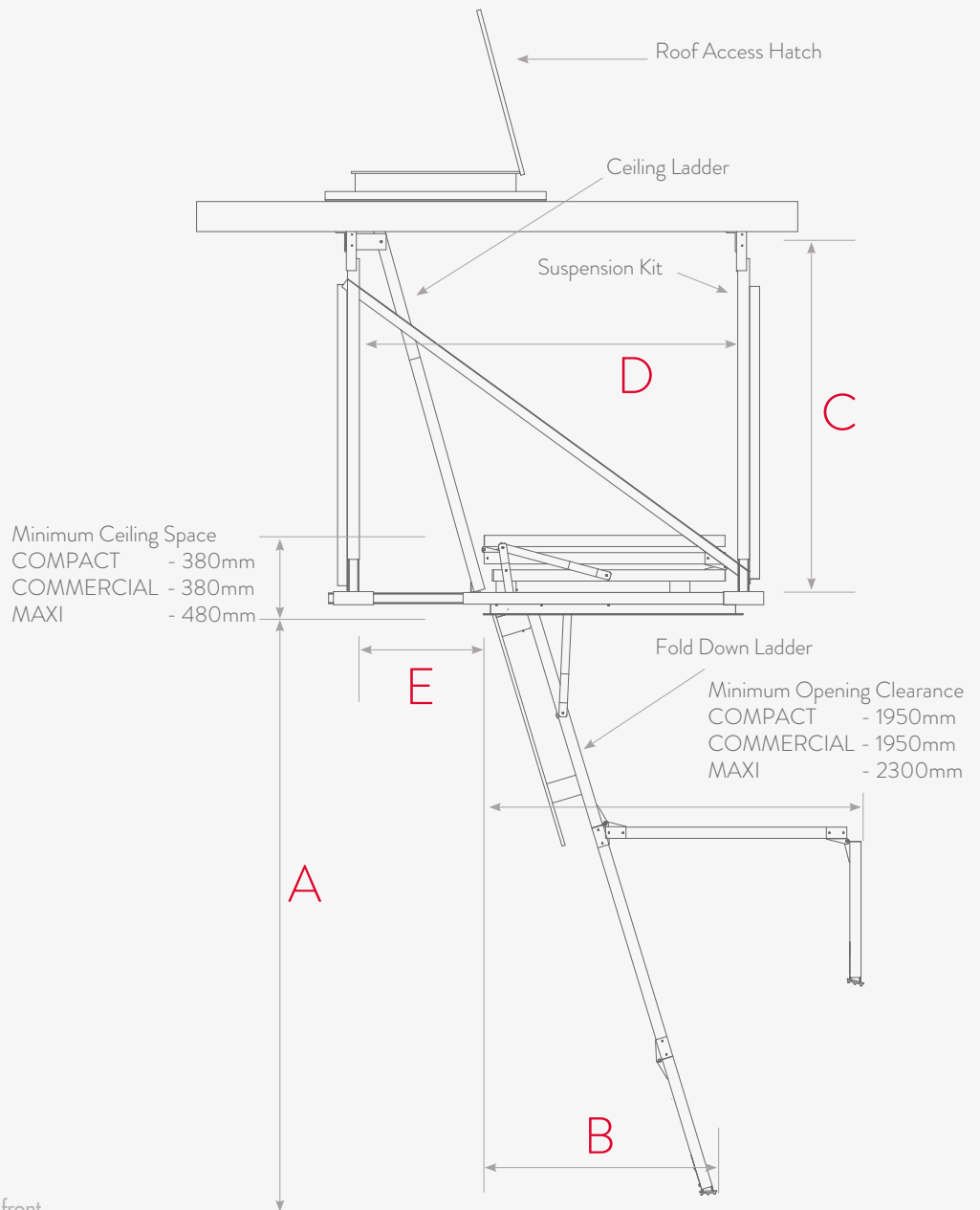


A	B	C	D	E
3300	1180	400	1500	280
3400	1210	800	1610	390
3500	1240	1200	1720	500
3600	1270	1600	1830	600
3700	1300	2000	1940	710
3800	1330	2400	2050	820
3900	1360	2800	2160	920
4000	1390	3000	2210	970
4100	1420	N/A	N/A	N/A
4200	1450	N/A	N/A	N/A
4300	1480	N/A	N/A	N/A

KEY

- A Ceiling height
- B Distance from back of fold down ladder to front of ladder (folded out)
- C Internal ceiling height
- D Distance between purlin hangers
- E Distance from purlin hanger to back of ladder frame

* All measurements are in millimeters (mm) and approximate only



Testimonial

“Everything has been packed to perfection and the organisation of the project materials has been handled very well. I would like to take this opportunity to thank everyone involved with the project.”



LD 490



Roof Access Hatches

Manufactured as prefabricated units ready to install, our access hatches are lightweight, robust, easy to install and include internal locking facilities.

Sayfa's hinged door model is manufactured with quality galvanised sheet steel and incorporates gas strut technology for safer, smoother operation.

Sayfa's sliding door access hatch is manufactured from aluminium with precision retractable runners attached to a cantilevered lid system. Available in three sizes, all Sayfa access hatches are available ex-stock to meet demanding lead times and can be powder coated to suit your building aesthetics.

Applications

- Provides external access from inside building to rooftop for inspection and maintenance purposes
- Access hatches must be installed by a licensed plumber. Please refer to your state regulations

Product Range

SKYDORE / SENTRY / KATT



LD 490

ROOF ACCESS HATCHES

LD 494



LD 494T

Roof Access Hatch for Tray Deck Roofs

- 1000 (L) x 800mm (W)
- Soaker flashing included
- Hinged opening
- Zinalume
- 24.0kg



RRP (ex GST) \$750.00

LD 494C

Roof Access Hatch for Corrugated Roofs

- 1000 (L) x 800mm (W)
- Hinged opening
- Zinalume
- 24.0kg

RRP (ex GST) \$750.00



- No further discounts apply
- To install roof hatches, installers must possess valid industry licences and comply with all relevant OH&S legislation.

LD 498



LD 498.1200

Sliding Roof Access Hatch

- 1200 (L) X 920mm (W)

RRP (ex GST) \$1,295.00

LD 498T

Flashing Kit

- Tray Deck Profile
- Includes Soaker Flashing

RRP (ex GST) \$292.00

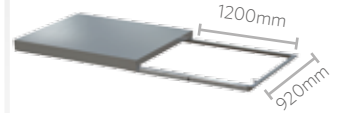
LD 498C

Flashing Kit



- Corrugated Profile

RRP (ex GST) \$292.00

- To install roof hatches, installers must possess valid industry licences and comply with all relevant OH&S legislation.



- Flashing excluded, select flashing option below



LD 497



LD 497.1000

Sliding Roof Access Hatch

- 1000 (L) x 722mm (W)

RRP (ex GST) \$890.00

LD 497T

Flashing Kit

- Tray Deck Profile
- Includes Soaker Flashing

RRP (ex GST) \$240.00

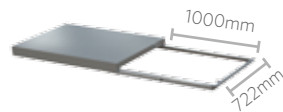
LD 497C

Flashing Kit


- Corrugated Profile

RRP (ex GST) \$240.00

- No further discounts apply
- To install roof hatches, installers must possess valid industry licences and comply with all relevant OH&S legislation.



- Flashing excluded, select flashing option below



LD 499



LD 499.1500

Sliding Roof Access Hatch

- 1500 (L) X 920mm (W)

RRP (ex GST) \$2,050.00

LD 499T

Flashing Kit

- Tray Deck Profile
- Includes Soaker Flashing

RRP (ex GST) \$320.00

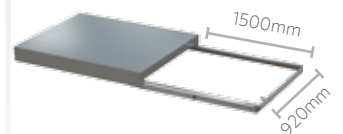
LD 499C

Flashing Kit



- Corrugated Profile

RRP (ex GST) \$320.00

- No further discounts apply
- To install roof hatches, installers must possess valid industry licences and comply with all relevant OH&S legislation.



- Flashing excluded, select flashing option below



GW 394D

SENTRY[®]

GW 394D

Access Hatch
Guardrail Kit

- Metal Deck Mount
- 1.8 x 1.8M
- To suit sliding & hinged types
- 28.0kg

RRP (ex GST)
\$1,365.00



 Hatch not included

GW 394C

SENTRY[®]

GW 394C


Access Hatch
Guardrail Kit

- Concrete mount
- 1.8 x 1.8M
- To suit sliding & hinged types
- 28.0kg

RRP (ex GST)
\$1,315.00



 Hatch not included



MARKETING

"OUR INSTALLERS ARE OUR SALESMEN, AND THIS IS WHERE WE GET THE BEST IDEAS FROM. WE NEED TO GIVE YOU THE RIGHT TOOLS AND INFORMATION FOR THE PROJECT. OUR AIM IS TO SUPPLY THE MOST INFORMATIVE MARKETING MATERIAL IN THE INDUSTRY; THEREFORE INPUT AND IDEAS FROM OUR CLIENTS IS A MAJOR DRIVER. JUST LET US KNOW WHAT YOU NEED AND WE'LL WORK TO GET IT DONE!"



MINIMUM HEAD CLEARANCES WILL VARY DEPENDING ON THE TYPE OF ACCESS PROVIDED TO THE HATCH. A STEP TYPE LADDER AT 65° TYPICALLY REQUIRES A 1500MM HATCH WHILST A RUNG LADDER AT 75° REQUIRES A 1000MM HATCH.

Testimonial

“Sayfa’s products are some of the best in the market but it is your customer service that really sets you guys apart from your competition.”

