




PRODUCT SPECIFICATION

PRODUCT CODE
AP 141

DESCRIPTION
XPLORA TOP MOUNT
ROPE ACCESS ANCHOR



1300 301 755
SAYFA.COM.AU



PROPRIETARY ANCHOR POINT SYSTEM FOR SAFE WORK AT HEIGHT

- Proprietary engineered system
- Simple, quick installation with no on-site assembly required
- Swivel eye for uniform load distribution
- Low aesthetic profile - limiting visual impact
- Varied roof deck fixing options

PRODUCT
BROCHURE



TECHNICAL SPECIFICATION

CODE DESCRIPTION SPECIFICATION SUMMARY

AP141
XPLORA TOP MOUNT ROPE ACCESS ANCHOR
System design, supply, layout, installation and certification by a Sayfa accredited installer, as per the manufacturer's installation instructions and current standards.

TECHNICAL DATA

RATING

Rope Access - 12kN
Fall Arrest - 15kN

MATERIALS

Base plate - profiled stainless steel
Swivel eye - profiled stainless steel

DIMENSIONS

- Total height (including swivel) - 75mm
- Overall size - 265mm x 552mm

WEIGHT

- 2.8kg (excludes fixings)

FIXING

- Metal deck - timber fixing - 14g/ 75mm type 17 tek screws (x 3) 8mm structural rivets (9)
- Metal deck - metal fixing - 14g/ 75mm self drilling tek screws (x 3) 8mm structural rivets (9) (Refer instruction manual.)

SUBSTRUCTURE REQUIREMENTS

- Roof structure and deck in good condition
- Minimum 0.42mm roof deck thickness
- Minimum purlin size 150 x 1.9mm
- Minimum timber batten 70 x 35mm F7
- Minimum of 5 purlins/battens connect to metal deck
- Maximum angle of rope line over parapet - 20°

COMPLIANCE

Xplora AP141 Anchor Points are designed and manufactured in accordance with requirements of Australian Standards AS/NZS 4488.2:1997, AS/NZS 5532:2013, AS/NZS 1891.4:2009 and relevant statutory OHS Codes of Practice/Guidelines.

TESTING

Testing and performance based on requirements of Australian Standards AS/NZS 1891.4:2009, AS/NZS 4488.2:1997 and AS/NZS 5532:2013.

- Dynamic load tested - 15kN
- Static load tested - 15kN

PRODUCT WARRANTY

3 years from date of purchase subject to correct installation, use and maintenance in accordance with manufacturer's specifications and recommendations.

INSPECTION AND MAINTENANCE

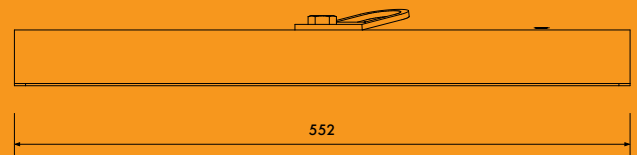
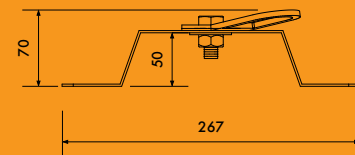
This device requires periodic inspection and maintenance by a qualified safety inspector.
(Refer instruction manual.)

IMPORTANT NOTE

The AP141 Xplora anchor point must be installed in pairs for rope access. it is recommended to place the anchors on separate purlins. Layout is critical for optimum use and must be done by a rope access technician.



SOLID ROTATING CONNECTOR



DISCLAIMER

All product specifications and technical descriptions, recommendations and other information provided, are given as general guidance and advice, and are to be read in conjunction with Sayfa Group installation instructions and any other data available and applicable to each particular standard product or system. Use of such data is however the user's sole responsibility, taking into account the intended application and actual conditions existing on the particular worksite. Consequent selection of the right product for any particular use, remains the user's ultimate responsibility. Sayfa Group is therefore not obligated or liable for any direct or indirect, incidental or consequential damages, losses or expenses in connection with, or by reason of the suitability and use of or otherwise, any product or system for any purpose. Implied warranties of merchantability or fitness for any particular purpose, are specifically excluded.

All Sayfa Group products must be installed and used by competent personnel trained in the selection, safe use and maintenance of fall arrest systems and equipment by a registered training organisation (RTO). Installation not in accordance with Sayfa Group requirements or the use of non Sayfa Group components will void all certification and warranties.

Suitability of support structure and design layout of system is the responsibility of the installer and should be verified by a structural engineer or a site specific live load test done to ensure conformance. Maintenance and usage of the system in accordance with Sayfa Group requirements is the responsibility of the owner or manager of the workplace.

Designed and manufactured by Sayfa Group. For all technical assistance contact Sayfa Group. SAYFAGROUP-10.5.2016

