

## Cabot's Natural Decking Oil

NZDW0818

<b>Part A</b>	836 LINE
---------------	----------

### Description

CABOT'S Natural Decking Oil is a fast drying penetrating oil that nourishes and protects timber. Cabot's Natural Decking Oil provides protection to timber from the most damaging environmental factors to extend the life of your exterior decking, garden furniture, fences, gates and pergolas.

Select a colour matched to your timber for additional protection or to create a whole new look.

### Features

- Penetrating oil
- UV shielding pigments & absorbers
- Water Repellent
- Compatible with Cabot's Stains
- Fast Recoat
- Dirt & Mould Resistant

### Benefits




- Will not crack, peel or blister
- Minimises sun damage
- Minimises cracking and splitting.
- Use as a rejuvenator
- Get 2 coats applied in 1 day.
- Better looking timber for longer.

### Uses

CABOT'S Natural Decking Oil is ideal for use on timber decking, patios and porches. CABOT'S Natural Decking Oil can also be used to rejuvenate a deck that has been previously coated with a stain.

### Performance Guide

<b>Weather</b>	Good	<b>Salt</b>	Unaffected by splash or spillage
<b>Heat Resistance</b>	Up to 120C.	<b>Water</b>	Good water repellancy
<b>Solvent</b>	Resists mineral turpentine and similar solvents.	<b>Abrasion</b>	Good resistance to foot traffic.

Typical Properties																											
Thinner	Mineral turpentine	Colour	Natural, Kwila, & Traditional Pine																								
Components	1	Number Of Coats	2																								
Toxicity	Lead free	V.O.C. Level	< 615g/L																								
Touch Dry	3 Hours																										
Clean Up	 Thinner																										
Clean Up Description	Thoroughly clean all equipment with mineral turpentine																										
Application Method	  Brush Pad																										
Application Conditions	<table border="0" style="width: 100%;"> <tr> <td style="text-align: center;"><b>Solids By Volume</b></td> <td style="text-align: center;">24</td> <td></td> <td></td> </tr> <tr> <td></td> <td style="text-align: center;"><b>Min</b></td> <td style="text-align: center;"><b>Max</b></td> <td style="text-align: center;"><b>Recommended</b></td> </tr> <tr> <td>Wet Film Per Coat (microns)</td> <td></td> <td></td> <td style="text-align: center;">125</td> </tr> <tr> <td>Dry Film Per Coat (microns)</td> <td></td> <td></td> <td style="text-align: center;">30</td> </tr> <tr> <td>Recoat Time (min)</td> <td style="text-align: center;">6 Hours</td> <td></td> <td></td> </tr> <tr> <td>Theoretical Spread Rate (m<sup>2</sup>/L)</td> <td></td> <td></td> <td style="text-align: center;">10</td> </tr> </table>			<b>Solids By Volume</b>	24				<b>Min</b>	<b>Max</b>	<b>Recommended</b>	Wet Film Per Coat (microns)			125	Dry Film Per Coat (microns)			30	Recoat Time (min)	6 Hours			Theoretical Spread Rate (m <sup>2</sup> /L)			10
<b>Solids By Volume</b>	24																										
	<b>Min</b>	<b>Max</b>	<b>Recommended</b>																								
Wet Film Per Coat (microns)			125																								
Dry Film Per Coat (microns)			30																								
Recoat Time (min)	6 Hours																										
Theoretical Spread Rate (m <sup>2</sup> /L)			10																								

Application Guide	
Surface Preparation	<ul style="list-style-type: none"> <li>▪ <b>NEW BARE TIMBER</b> Allow to weather for 4 - 6 weeks. For exterior surfaces, clean with Cabot's Deck Clean following label instructions.</li> <li><b>PREVIOUSLY OILED / STAINED / WEATHERED TIMBER</b> If coated with Cabot's Natural Decking Oil wash with Cabot's Deck Clean before re-coating.</li> <li>If previously coated with Cabot's Decking Stain wash with Cabot's Deck Clean, sand lightly and remove dust. Apply Cabot's Natural Decking Oil in an appropriate colour.</li> <li>For best results sand weathered timber and wash with Cabot's Deck Clean</li> <li>Cabot's Natural Decking Oil is not for use over painted or well sealed surfaces.</li> </ul>
Application Procedure And Equipment	<ul style="list-style-type: none"> <li>▪ Stir thoroughly with a broad paddle before and during use. Apply liberally along the length of the board including exposed edges and end grain by brush or pad applicator. After several minutes, remove excess with brush or pad applicator. Apply two coats allowing 6 hours between coats. Allow 16 hours after final coat before has been applied before walking on.</li> <li><b>MAINTENANCE</b> Re-apply as the timber changes colour or when water repellency diminishes due to weathering.</li> </ul>

Health And Safety			
<b>MSDS Number</b>	14330201		
<b>MSDS Link</b>	<a href="http://msds.duluxgroup.com/pdf/shess-en-cds-020-000014330201.pdf">http://msds.duluxgroup.com/pdf/shess-en-cds-020-000014330201.pdf</a>		
<b>Health Effects</b>	41824 For detailed information refer to product label and the current Material Safety Data Sheet available through Sales and Customer Service Offices. Health Effects: Splashes to eyes will cause irritation. Prolonged contact with liquid is harmful and inhalation of vapour and spray mists may produce respiratory irritation and headaches.	<b>Flammability</b>	Flammable.
<b>Protective Equipment</b>	Wear eye protection, protective clothing and gloves. If spraying wear a respirator with a combined vapour/particulate cartridge	<b>Storage</b>	Store and use away from sources of heat and ignition.
<b>Disposal</b>	Do not dispose down the drain. Refer to your local council for correct disposal procedures		
<b>In the case of emergency, please call 0800 734 607</b>			

Precautions And Limitations
Do not apply product if temperature is below 10C or is likely to fall below 10C during the drying period. Do not apply if rain or heavy dew is expected during the drying period. Moisture content of timber should be close to equilibrium moisture content, usually 10-15%, but not exceeding 15%, for satisfactory application.

Transport And Storage			
<b>Pack A</b>	836 LINE	<b>Shipment Name</b>	PAINTS
<b>Size</b>	10 Litre 5 Litre 1 Litre	<b>Weight</b>	9.2 Kg 4.7 Kg 1.0 Kg
<b>Flash Point</b>	43C	<b>UN Number</b>	1263
<b>Dangerous Goods Class</b>	3	<b>Package Group</b>	III

**Disclaimer**

Dulux and Other marks followed by ® are registered trademarks. Marks followed by the symbol of ™ are trademarks.

The data provided within the Duspec system is correct at the time of publication, however it is the responsibility of those using this information to check that it is current prior to specifying or using any of these coating systems.

DISCLAIMER: Any advice, recommendation, information, assistance or service provided by any of the divisions of DuluxGroup (New Zealand) Pty Ltd or its related entities (collectively, DuluxGroup) in relation to goods manufactured by it or their use and application is given in good faith and is believed by DuluxGroup to be appropriate and reliable. However, any advice, recommendation, information, assistance or service provided by DuluxGroup is provided without liability or responsibility PROVIDED THAT the foregoing shall not exclude, limit, restrict or modify the right entitlements and remedies conferred upon any person or the liabilities imposed upon DuluxGroup by any condition or warranty implied by Commonwealth, State or Territory Act or ordinance void or prohibiting such exclusion limitation or modification. Coating systems can be expected to perform as indicated on the Duspec Spec Sheet so long as applications and application procedures of the individual products are followed as recommended on the appropriate Product data Sheet. "Orica" "Dulux" "Berger" "Berger Gold Label" "Hadrian" "Walpamur" "Levene" "Acratex" and Other marks followed by ® are registered trademarks. Marks followed by the symbol ™ are trademarks.

Please note that this document is only valid for 60 days from the date of issue.

DuluxGroup (New Zealand) Pty Ltd 150 Hutt Park Road NZ ACN 133 404 118