

Cabot's Interior Stain Water Based Matt

NZ_DW02845

Part A	527-Line
---------------	----------




Description
Cabot's Interior Stain Water Based is an easy to use, deep rich stain that transforms the colour of interior timber doors, windows, trim and furniture. It must be over coated with Cabot's Cabothane Clear Water Based to give the protection and durability required on interior timber.

Features
<ul style="list-style-type: none"> Enhances timber grain Easy to apply Fast recoat Low odour Clear top coat required

Benefits
<ul style="list-style-type: none"> Enhances rather than hides the natural timber grain Simply brush on and wipe off Recoat after only 2 hours Virtually no odour Top coat with Cabot's Cabothane Clear Water Based to ensure adequate durability and protection

Uses
Bare timber doors, windows, trim and furniture

Performance Guide	
Weather	Interior use only.

Typical Properties																							
Gloss Level	Matt	Colour	Clear																				
Components	1	Touch Dry	30 minutes																				
Clean Up	 Water																						
Application Method	  Brush Roller Other: Rag																						
Application Conditions	Solids By Volume 10 <table border="0"> <tr> <td></td> <td style="text-align: center;">Min</td> <td style="text-align: center;">Max</td> <td style="text-align: center;">Recommended</td> </tr> <tr> <td>Wet Film Per Coat (microns)</td> <td></td> <td></td> <td style="text-align: center;">80</td> </tr> <tr> <td>Dry Film Per Coat (microns)</td> <td></td> <td></td> <td style="text-align: center;">8</td> </tr> <tr> <td>Recoat Time (min)</td> <td style="text-align: center;">2 hours</td> <td></td> <td></td> </tr> <tr> <td>Theoretical Spread Rate (m²/L)</td> <td></td> <td></td> <td style="text-align: center;">12.5</td> </tr> </table>		Min	Max	Recommended	Wet Film Per Coat (microns)			80	Dry Film Per Coat (microns)			8	Recoat Time (min)	2 hours			Theoretical Spread Rate (m²/L)			12.5		
	Min	Max	Recommended																				
Wet Film Per Coat (microns)			80																				
Dry Film Per Coat (microns)			8																				
Recoat Time (min)	2 hours																						
Theoretical Spread Rate (m²/L)			12.5																				
Typical Properties Notes	SPREADING RATE Up to 12 square metres per litre depending on the porosity and condition of the timber. DRYING AND RECOAT TIME All timings quoted at 25C and 50% humidity. Cooler or humid conditions may require longer.																						

Application Guide

<p>Surface Preparation</p>	<ul style="list-style-type: none"> ▪ Note: Fill nail holes, cracks and other defects with Cabot's Wood Tone Putty after applying the first coat of this product for accurate colour matching. <p>Remove stains, dirt, wax, grease and oil with mineral turpentine. Remove any polish with a suitable floor polish remover.</p> <p>BARE TIMBER Sand the surface smooth using 180 - 240 grit sandpaper. Sand only in the direction of the grain. Remove all traces of sanding dust.</p> <p>PREVIOUSLY COATED TIMBER Completely remove the previous coating using a paint stripper or by sanding. Remove all traces of sanding dust.</p> <p>IMPORTANT The natural colour of the timber will affect the finished colour of the stain. The clear coating used to seal the stain may also have some affect on the final colour. Always test the stain on an off cut or concealed part of the actual job before proceeding.</p> <p>STAINING A FLOOR For the best method of staining a floor, please refer to the Cabot's Stain & Varnish range.</p>
<p>Application Procedure And Equipment</p>	<ul style="list-style-type: none"> ▪ Roller, Brush, Rag <p>Stir thoroughly with a broad flat paddle until pigment is mixed in and colour is uniform. Keep well stirred during use. If using more than one can, mix all cans together into a larger container to ensure colour uniformity.</p> <p>Apply with a good quality brush, roller or lint free rag and work the stain evenly into the grain.</p> <p>Allow to set for 1 - 5 minutes then rub with a clean soft cloth using a circular motion to remove any excess stain and produce an even coloured surface. The intensity of the colour will depend on porosity of timber and the length of time before the stain is wiped off.</p> <p>Allow 2 hours drying time.</p> <p>Apply Cabot's Cabothane Clear Water Based as a top coat following label instructions.</p> <p>MAINTENANCE Regular inspection of all coated surfaces is recommended.</p>

Health And Safety			
MSDS Number	DLXNZLEN001413	Using Safety Precautions	Provide adequate ventilation. If using indoors keep windows and doors open during use and while drying.
MSDS Link	https://go.lupinsys.com/duluxgroup/harms/pm/fee62a9c4b8013f1e9ea398e9cbd952b-published/attachment/nz-sds.pdf		
Health Effects	Based on available information, this material is not classified as hazardous according to criteria of EPA New Zealand.	Flammability	Non flammable
Personal	<p>If poisoning occurs, contact a doctor or Poisons Information Centre AUST 131 126, NZ 0800 764 766.</p> <p>SWALLOWED: If swallowed, do NOT induce vomiting. Give a glass of water. Seek medical assistance.</p> <p>EYE: If in eyes, hold eyes open, flood with water for at least 15 minutes and see a doctor.</p> <p>SKIN: Wash contaminated skin with plenty of soap and water. If irritation occurs seek medical advice.</p> <p>For further information or a copy of the Product Safety Data Sheet telephone Cabot's Customer Service Department on AUST 1800 011 006, NZ 0800 222 687. For emergencies phone AUST 1800 033 111, NZ 0800 734 607.</p>	Protective Equipment	SAFETY SHOES, OVERALLS, GLOVES, SAFETY GLASSES.
Storage	Store in a cool, dry, well-ventilated place and out of direct sunlight. Store away from foodstuffs. Store away from incompatible materials described in Section 10. Store away from sources of heat and/or ignition. Keep container standing upright. Keep containers closed when not in use - check regularly for leaks.	Disposal	Do not pour leftover paint down the drain. Unwanted paint should be brushed out on newspaper, allowed to dry and then disposed of via domestic waste collections. Empty paint containers should be left open in a well ventilated area to dry out. When dry, recycle the container via steel can recycling programs. Disposal of empty paint containers via domestic recycling programs may differ between local authorities. Check with your local council first.
Handling	Avoid eye contact and repeated or prolonged skin contact. Avoid inhalation of vapour, mist or aerosols.		
In the case of emergency, please call 0800 734 607			

Transport And Storage	
Pack A	527
Size	Weight
1L	1.2 Kg
500mL	0.62 Kg
250mL	0.33 Kg

Disclaimer

Dulux, Selleys and Other marks followed by ® are registered trademarks. Marks followed by the symbol of ™ are trademarks.

The data provided within the Duspec system is correct at the time of publication, however it is the responsibility of those using this information to check that it is current prior to specifying or using any of these coating/product systems.

DISCLAIMER: Any advice, recommendation, information, assistance or service provided by any of the divisions of DuluxGroup (New Zealand) Pty Ltd or its related entities (collectively, DuluxGroup) in relation to goods manufactured by it or their use and application is given in good faith and is believed by DuluxGroup to be appropriate and reliable. However, any advice, recommendation, information, assistance or service provided by DuluxGroup is provided without liability or responsibility PROVIDED THAT the foregoing shall not exclude, limit, restrict or modify the right entitlements and remedies conferred upon any person or the liabilities imposed upon DuluxGroup by any condition or warranty implied by Commonwealth, State or Territory Act or ordinance void or prohibiting such exclusion limitation or modification. Coating/product systems can be expected to perform as indicated on the Duspec Spec Sheet so long as applications and application procedures of the individual products are followed as recommended on the appropriate Product data Sheet. "DuluxGroup" "Dulux" "Selleys" "Berger" "Berger Gold Label" "Hadrian" "Walpamur" "Levene" "Acratex" and Other marks followed by ® are registered trademarks. Marks followed by the symbol ™ are trademarks.

Please note that this document is only valid for 60 days from the date of issue.

DuluxGroup (New Zealand) Pty Ltd 150 Hutt Park Road NZ ACN 133 404 118