

Cabot's Deck & Exterior Stain Oil Based

NZDW0819

| | |
|--------|----------|
| Part A | 826-Line |
|--------|----------|

Description

CABOT'S Deck & Exterior Stain is a durable decking stain which rejuvenates and transforms the colour of all exterior timber, decks and garden furniture, delivering a long lasting, beautiful result. It is ideal to enhance the look of timbers such as treated pine and rejuvenate worn timbers. The oil enriched formula protects timber from the most damaging environmental factors. It highlights the natural beauty and extends the life of your exterior timber, decks and garden furniture.

Features

- UV protection
- Water repellent
- Oil enriched
- Easy to use
- Dirt & Mould resistant

Benefits




- Blocks out harmful UV rays preventing them from penetrating and damaging the surface while resisting colour fading
- Forms a water repellent barrier aiding protection against mould and minimises cracking and splitting
- Penetrates the timber to nourish and protect the timber fibres below the surface.
- Use a Cabot's Decking Applicator for quick and easy application.
- Contains powerful ingredients to resist the growth of wood staining mould while providing excellent dirt and stain resistance

Uses

Exterior timber projects including decks, pergolas, fences, gates, weatherboard and garden furniture

Performance Guide

| | | | |
|------------------------|---|--------------|-----------|
| Weather | Excellent | Salt | Good |
| Heat Resistance | Up to 120C. Prolonged exposure to this temperature will cause yellowing | Water | Excellent |
| Abrasion | Good | | |

| Typical Properties | | | | | | | | | | | | | | | | | | | | | | | | | | | |
|---|--|-------------------|--------------------|-------------------------|----|--|--|--|------------|------------|--------------------|-----------------------------|--|--|-----|-----------------------------|--|--|----|-------------------|----------|------------|--|---|--|--|----|
| Gloss Level | Matt - Low Sheen | Thinner | Not required | | | | | | | | | | | | | | | | | | | | | | | | |
| Colour | 5 packaged colours, plus tinted colours | Components | 1 | | | | | | | | | | | | | | | | | | | | | | | | |
| Number Of Coats | 1 or 2 | Toxicity | Lead free | | | | | | | | | | | | | | | | | | | | | | | | |
| V.O.C. Level | < 625g/L | Touch Dry | 1-2 Hours | | | | | | | | | | | | | | | | | | | | | | | | |
| Clean Up |  Thinner | | | | | | | | | | | | | | | | | | | | | | | | | | |
| Clean Up Description | Mineral Turpentine | | | | | | | | | | | | | | | | | | | | | | | | | | |
| Application Method |   Brush Pad | | | | | | | | | | | | | | | | | | | | | | | | | | |
| Application Conditions | <table border="0" style="width: 100%;"> <tr> <td style="text-align: center;">Solids By Volume</td> <td style="text-align: center;">25</td> <td></td> <td></td> </tr> <tr> <td></td> <td style="text-align: center;">Min</td> <td style="text-align: center;">Max</td> <td style="text-align: center;">Recommended</td> </tr> <tr> <td style="text-align: center;">Wet Film Per Coat (microns)</td> <td></td> <td></td> <td style="text-align: center;">100</td> </tr> <tr> <td style="text-align: center;">Dry Film Per Coat (microns)</td> <td></td> <td></td> <td style="text-align: center;">25</td> </tr> <tr> <td style="text-align: center;">Recoat Time (min)</td> <td style="text-align: center;">18 Hours</td> <td style="text-align: center;">Indefinite</td> <td></td> </tr> <tr> <td style="text-align: center;">Theoretical Spread Rate (m²/L)</td> <td></td> <td></td> <td style="text-align: center;">10</td> </tr> </table> | | | Solids By Volume | 25 | | | | Min | Max | Recommended | Wet Film Per Coat (microns) | | | 100 | Dry Film Per Coat (microns) | | | 25 | Recoat Time (min) | 18 Hours | Indefinite | | Theoretical Spread Rate (m ² /L) | | | 10 |
| Solids By Volume | 25 | | | | | | | | | | | | | | | | | | | | | | | | | | |
| | Min | Max | Recommended | | | | | | | | | | | | | | | | | | | | | | | | |
| Wet Film Per Coat (microns) | | | 100 | | | | | | | | | | | | | | | | | | | | | | | | |
| Dry Film Per Coat (microns) | | | 25 | | | | | | | | | | | | | | | | | | | | | | | | |
| Recoat Time (min) | 18 Hours | Indefinite | | | | | | | | | | | | | | | | | | | | | | | | | |
| Theoretical Spread Rate (m ² /L) | | | 10 | | | | | | | | | | | | | | | | | | | | | | | | |
| Typical Properties Notes | FINISH Semi transparent (1 coat) to opaque matt finish (2 coats or more). DRYING AND RECOAT TIME All timings quoted at 25 degrees Celsius and 50% humidity. Cooler or humid conditions may require longer | | | | | | | | | | | | | | | | | | | | | | | | | | |

Application Guide

| | |
|---|--|
| <p>Surface Preparation</p> | <ul style="list-style-type: none"> ▪ Note: Fill holes and imperfections with a suitable timber putty if required. <p>BARE TIMBER Allow timber to weather for 4-6 weeks. For exterior surfaces, clean with Cabot's Deck Clean following label instructions.</p> <p>PREVIOUSLY PAINTED OR VARNISHED TIMBER Remove back to bare timber using a paint stripper, or sanding. For exterior surfaces, clean with Cabot's Deck Clean following label instructions.</p> <p>PREVIOUSLY STAINED OR OILED TIMBER For exterior surfaces, clean with Cabot's Deck Clean following label instructions. Test if the surface is ready for coating by sprinkling water on the timber. If the water beads on the surface, repeat the application of Cabot's Deck Clean. If water is absorbed into timber, it is ready for coating. For a more transparent look, sand timber back to bare then clean with Cabot's Deck Clean before coating.</p> <p>WEATHERED AND GREY TIMBER For best results, sand timber back to fresh substrate. Clean with Cabot's Deck Clean following label instructions.</p> |
| <p>Application Procedure And Equipment</p> | <ul style="list-style-type: none"> ▪ APPLICATION Stir thoroughly with a broad flat paddle before and during use. When using multiple tins we recommend boxing to achieve a uniform consistent colour. <p>Apply liberally along the length of the board including exposed edges and end grain by brush or pad applicator. Thoroughly work the coating in and around nail heads to ensure that a good seal is achieved. Allow the first coat to dry and then apply a second coat using the same method. Continue applying coats until you achieve the depth of colour you desire.</p> <p>Work in manageable sections. Always coat to a natural break. Do not stop mid-section as this will create lap marks. Always work along the grain, never across, and maintain a wet edge.</p> <p>lay off the coating in the direction of the grain using long soft strokes, to ensure an even finish and to reduce brush marks.</p> <p>Always work out of direct sunlight. Timber being coated should be dry and cool to the touch.</p> <p>Follow all other good coating practices.</p> <ul style="list-style-type: none"> ▪ MAINTENANCE Re-apply as the timber changes colour or when water repellency diminishes due to weathering. Follow surface preparation instructions. To achieve a deeper colour or more opaque finish, further coats can be applied |

| Health And Safety | | | |
|---|---|---------------------------------|--|
| MSDS Number | 14182301 | Using Safety Precautions | Keep out of reach of children. Avoid contact with skin and eyes. Provide adequate ventilation. If using indoors, keep windows and doors open during use and while drying. If painting large areas wear an organic vapour respirator. This paint is flammable, so eliminate any source of ignition. Do not smoke. |
| MSDS Link | http://msds.duluxgroup.com/pdf/shess-en-cds-020-000014182301.pdf | | |
| Health Effects | 14182301 For advice contact a Doctor or Poisons Information Centre AUST 131 126, NZ 0800 764 766. SWALLOWED: If swallowed, do NOT induce vomiting. Give a glass of water. Seek medical advice. EYE: Irrigate with copious quantities of water. Seek medical assistance if effects persist. SKIN: If skin contact occurs, remove contaminated clothing and wash skin thoroughly with soap and water. For further information or a copy of the Product Safety Data Sheet, telephone Cabot's Customer Service Department on AUST 1800 011 006, NZ 0800 222 687. For emergencies phone AUST 1800 033 111, NZ 0800 734 607. | Flammability | Flammable. |
| Protective Equipment | Wear eye protection, protective clothing and gloves. | Storage | Store and use away from sources of heat and ignition. Keep out of reach of children |
| Disposal | Do not pour leftover product down the drain. Keep unwanted product in sealed containers for disposal via special chemical waste collections. Empty paint containers should be left open in a well ventilated area to dry out. When dry, recycle the container via steel can recycling programs. Disposal of empty paint containers via domestic recycling programs may differ between local authorities. Check with your local council first. | Other | RISK: Flammable. Irritating to skin. May cause sensitisation by skin contact. Harmful: May cause lung damage if swallowed |
| In the case of emergency, please call 0800 734 607 | | | |

| Precautions And Limitations |
|---|
| Do not apply this product in temperatures below 10 degrees Celsius or above 35 degrees Celsius, or when rain or heavy dew is expected during the drying period. In hot temperatures do not apply in direct sunlight, cool the timber by lightly dampening with water and coat in the shade. Can be walked on 16 hours after final coat. |

| Transport And Storage | | | |
|------------------------------|-----------|----------------------|-------------------|
| Pack A | 826-Line | Shipment Name | PAINT |
| Size | 1L 5L 10L | Weight | 1.1kg 5.1kg 9.8kg |
| Flash Point | 46 | UN Number | 1263 |
| Dangerous Goods Class | 3 | Package Group | III |

Disclaimer

Dulux, Selleys and Other marks followed by ® are registered trademarks. Marks followed by the symbol of ™ are trademarks.

The data provided within the Duspec system is correct at the time of publication, however it is the responsibility of those using this information to check that it is current prior to specifying or using any of these coating/product systems.

DISCLAIMER: Any advice, recommendation, information, assistance or service provided by any of the divisions of DuluxGroup (New Zealand) Pty Ltd or its related entities (collectively, DuluxGroup) in relation to goods manufactured by it or their use and application is given in good faith and is believed by DuluxGroup to be appropriate and reliable. However, any advice, recommendation, information, assistance or service provided by DuluxGroup is provided without liability or responsibility PROVIDED THAT the foregoing shall not exclude, limit, restrict or modify the right entitlements and remedies conferred upon any person or the liabilities imposed upon DuluxGroup by any condition or warranty implied by Commonwealth, State or Territory Act or ordinance void or prohibiting such exclusion limitation or modification. Coating/product systems can be expected to perform as indicated on the Duspec Spec Sheet so long as applications and application procedures of the individual products are followed as recommended on the appropriate Product data Sheet. "DuluxGroup" "Dulux" "Selleys" "Berger" "Berger Gold Label" "Hadrian" "Walpamur" "Levene" "Acratex" and Other marks followed by ® are registered trademarks. Marks followed by the symbol ™ are trademarks.

Please note that this document is only valid for 60 days from the date of issue.

DuluxGroup (New Zealand) Pty Ltd 150 Hutt Park Road NZ ACN 133 404 118