

Cabot's CFP Floor Water Based Satin

NZDW1665

Part A	573 W0035
Approvals	Environmental Choice Approved

Description

Cabot's CFP Floor Water Based is a fast drying, highly durable hard wearing finish specifically formulated for timber, parquetry, cork and MDF flooring and timber floating floors. It is suitable for areas which are subject to scuffing and high traffic use. CFP Floor Water Based makes refreshing your previously coated timber easier than ever as it eliminates the need to sand prior to coating*. As it is water based, it has virtually no odour for a more comfortable working environment and clean up is easy with water.

- Features**
- * No sanding required.
 - High durability.
 - Resists stains & scratches.
 - Fast recoat - 3 hours.
 - Low odour & non yellowing.





- Benefits**
- * No sanding is required for pre-coated timber floors.
 - Highly durable coating to protect timber floors for longer.
 - CFP Floor Water Based is a tough coating suitable for areas subject to scuffing and high traffic use.
 - Recoat after only 3 hours.
 - Virtually no odour for a more comfortable working environment. Will not yellow.

Uses

Timber, parquetry, cork, MDF flooring and timber.

Performance Guide

Weather	Interior only.	Salt	Unaffected by splash or spillage.
Heat Resistance	Up to 120C.	Water	Good.
Solvent	Resists alcohol and hydrocarbons.	Abrasion	Excellent resistance to wear.
Acid	Suitable for dilute splash.	Alkali	Suitable for dilute splash.

Typical Properties																											
Gloss Level	Satin - 45% at 85 degrees	Colour	Clear																								
Components	1	Number Of Coats	3																								
Toxicity	Dry film is non-toxic	V.O.C. Level	<70g/L																								
Touch Dry	30 minutes																										
Clean Up	 Water																										
Application Method	   Brush Roller Pad																										
Application Conditions	<table border="0" style="width: 100%;"> <tr> <td style="text-align: center;">Solids By Volume</td> <td style="text-align: center;">27</td> <td></td> <td></td> </tr> <tr> <td></td> <td style="text-align: center;">Min</td> <td style="text-align: center;">Max</td> <td style="text-align: center;">Recommended</td> </tr> <tr> <td>Wet Film Per Coat (microns)</td> <td></td> <td></td> <td style="text-align: center;">63</td> </tr> <tr> <td>Dry Film Per Coat (microns)</td> <td></td> <td></td> <td style="text-align: center;">17</td> </tr> <tr> <td>Recoat Time (min)</td> <td colspan="2" style="text-align: center;">3 Hours</td> <td></td> </tr> <tr> <td>Theoretical Spread Rate (m²/L)</td> <td></td> <td></td> <td style="text-align: center;">16</td> </tr> </table>			Solids By Volume	27				Min	Max	Recommended	Wet Film Per Coat (microns)			63	Dry Film Per Coat (microns)			17	Recoat Time (min)	3 Hours			Theoretical Spread Rate (m²/L)			16
Solids By Volume	27																										
	Min	Max	Recommended																								
Wet Film Per Coat (microns)			63																								
Dry Film Per Coat (microns)			17																								
Recoat Time (min)	3 Hours																										
Theoretical Spread Rate (m²/L)			16																								

Application Guide	
Surface Preparation	<ul style="list-style-type: none"> * NO SANDING REQUIRED No sanding is required for pre-coated timber floors, preparation steps below must be followed. Please note new timber must be sanded. <p>Note: Fill nail holes, cracks and other defects with Cabot's Wood Tone Putty after applying the first coat of this product for accurate colour matching. Remove stains, dirt, wax, grease and oil with mineral turpentine. Remove any polish with a suitable floor polish remover.</p> <p>Note: Floors with highly visible scratches, imperfections or floors that are severely worn must be sanded prior to coating.</p> <p>BARE TIMBER Sand the surface smooth using 180 - 240 grit sandpaper. Sand only in the direction of the grain. Remove all traces of sanding dust.</p> <p>PREVIOUSLY COATED FLOORS & TIMBER FLOATING FLOORS Thoroughly clean the surface with Cabot's Floor Clean and allow to dry. Apply one coat to a small test area. Allow to dry for 3 hours. Press sticky tape firmly to the surface and pull off quickly. If the coating comes off, sand back further to a sound surface.</p>
Application Procedure And Equipment	<ul style="list-style-type: none"> Note: Do not shake can. Stir thoroughly with a broad flat paddle before and during use. Apply product with a pad applicator, good quality brush or 6 - 10mm nap roller. <p>BARE TIMBER FLOORS Use a brush to cut in around the edge of one section at a time. Apply along the length of 3 - 4 boards, keeping a wet edge to prevent lap marks. Allow to dry for a minimum of 3 hours. For best results, lightly sand to remove any grain raise using 240 grit paper. Remove all sanding dust. Apply the 2nd & 3rd coats as above.</p> <p>PREVIOUSLY COATED FLOORS Apply 2 coats of CFP Floor Water Based working along the length of the boards. Allow 3 hours between coats.</p> <p>STAINING BARE TIMBER FLOORS If staining is required, apply Cabot's Stain & Varnish Water Based with a 6 - 10mm nap roller first, then coat with Cabots CFP Floor Water Based following application instructions above. Note - To stain a previously coated timber floor, sand back to bare timber before staining.</p> <p>MAINTENANCE Cabot's Floor Clean is recommended for regular cleaning. Maintain the sheen and appearance of the floor using Cabot's Floor Polish. This will prolong the life of the floor coating.</p> <ul style="list-style-type: none"> Roller, Brush & Applicator Pad

Health And Safety			
MSDS Number	22552	Using Safety Precautions	Provide adequate ventilation. If using indoors keep windows and doors open during use and while drying.
Health Effects	<p>If poisoning occurs, contact a doctor or Poisons Information Centre on 0800 764 766.</p> <p>SWALLOWED: If swallowed, give plenty of water to drink. Seek medical advice.</p> <p>EYE: If in eyes, rinse with plenty of water. Seek medical help if irritation occurs.</p> <p>For further information or a copy of the Product Safety Data Sheet telephone Cabots Customer Service Department on 0800 222 687.</p>	Storage	Keep out of reach of children.
Disposal	<p>Do not pour leftover paint down the drain. Unwanted paint should be brushed out on newspaper, allowed to dry and then disposed of via domestic waste collections. Empty paint containers should be left open in a well ventilated area to dry out. When dry, recycle the container via steel can recycling programs. Disposal of empty paint containers via domestic recycling programs may differ between local authorities. Check with your local council first.</p>		
In the case of emergency, please call 0800 734 607			

Precautions And Limitations
<p>* NO SANDING REQUIRED No sanding is required for pre-coated timber floors, preparation steps above must be followed. Please note new timber must be sanded.</p> <p>All timings quoted at 25°C and 50% humidity. Cooler or humid conditions may require longer. Do not apply this product if the temperature is below 10°C or above 35°C. Walk on: Light traffic after 16 hours. Normal traffic after 72 hours.</p>

Transport And Storage			
Pack A	573 W0035	Shipment Name	Not dangerous goods
Size	1L 4L 10L	Weight	1.2kg 4.5kg 11.1kg
Flash Point	NA	UN Number	NA
Dangerous Goods Class	NA	Package Group	NA

Disclaimer
Dulux, Selleys and Other marks followed by ® are registered trademarks. Marks followed by the symbol of ™ are trademarks.

The data provided within the Duspec system is correct at the time of publication, however it is the responsibility of those using this information to check that it is current prior to specifying or using any of these coating/product systems.

DISCLAIMER: Any advice, recommendation, information, assistance or service provided by any of the divisions of DuluxGroup (New Zealand) Pty Ltd or its related entities (collectively, DuluxGroup) in relation to goods manufactured by it or their use and application is given in good faith and is believed by DuluxGroup to be appropriate and reliable. However, any advice, recommendation, information, assistance or service provided by DuluxGroup is provided without liability or responsibility PROVIDED THAT the foregoing shall not exclude, limit, restrict or modify the right entitlements and remedies conferred upon any person or the liabilities imposed upon DuluxGroup by any condition or warranty implied by Commonwealth, State or Territory Act or ordinance void or prohibiting such exclusion limitation or modification. Coating/product systems can be expected to perform as indicated on the Duspec Spec Sheet so long as applications and application procedures of the individual products are followed as recommended on the appropriate Product data Sheet. "DuluxGroup" "Dulux" "Selleys" "Berger" "Berger Gold Label" "Hadrian" "Walpamur" "Levene" "Acratex" and Other marks followed by ® are registered trademarks. Marks followed by the symbol ™ are trademarks.

Please note that this document is only valid for 60 days from the date of issue.

DuluxGroup (New Zealand) Pty Ltd 150 Hutt Park Road NZ ACN 133 404 118