

Cabot's Cabothane Oil Based Gloss

NZDW0825

Part A	864-82031
---------------	-----------

Description

Cabot's Cabothane Clear is a highly durable, hard wearing varnish suitable for use on timber doors, windows, trim and furniture. It is resistant to chemicals, oils, solvents and withstands abrasion, scuffing and scratching. It also contains UV absorbers, meaning it is Interior/Exterior durable and protects surfaces such as windows and doors that are exposed to sunlight. Cabot's Cabothane Clear also performs as a clear topcoat over Cabot's Interior Stain Oil Based.

- Features**
- High durability.
 - Resists stains & scratches.
 - Enhances timber grain.
 - Reduced odour & 6 hour recoat.
 - UV resistant.




- Benefits**
- Highly durable polyurethane coating to protect timber for longer.
 - Cabothane is a tough coating that resists chemicals, abrasion, scuffing and scratching.
 - Enhances the natural colour of the timber grain.
 - Cabothane has reduced odour and can be recoated in just 6 hours.
 - UV resistant to protect surfaces such as windows and doors which are exposed to sunlight.

Uses

Timber doors, windows, trim and furniture.

Performance Guide

Weather	For interior and Exterior use.	Salt	Unaffected by splash or spillage
Heat Resistance	Up to 120C. Premature yellowing and embrittlement will occur if subjected to continuous heat.	Water	Good water resistance.
Solvent	Resists alcohol and hydrocarbons.	Abrasion	Good resistance to abrasion.
Acid	Suitable for splash (dilute only)	Alkali	Suitable for splash (dilute only)

Typical Properties																											
Gloss Level	95% at 85 degrees	Thinner	Not required																								
Colour	Clear	Components	1																								
Number Of Coats	2-3	Toxicity	Lead free. Dry film is non-toxic.																								
V.O.C. Level	455 g/L	Sanding Properties	Good																								
Touch Dry	2 Hours																										
Clean Up	 Thinner																										
Clean Up Description	Thoroughly clean all equipment with mineral turpentine																										
Application Method	  Airless Spray Brush																										
Application Conditions	<table border="0" style="width: 100%;"> <tr> <td style="text-align: center;">Solids By Volume</td> <td style="text-align: center;">44</td> <td></td> <td></td> </tr> <tr> <td></td> <td style="text-align: center;">Min</td> <td style="text-align: center;">Max</td> <td style="text-align: center;">Recommended</td> </tr> <tr> <td>Wet Film Per Coat (microns)</td> <td></td> <td></td> <td style="text-align: center;">63</td> </tr> <tr> <td>Dry Film Per Coat (microns)</td> <td></td> <td></td> <td style="text-align: center;">27</td> </tr> <tr> <td>Recoat Time (min)</td> <td style="text-align: center;">6 Hours</td> <td style="text-align: center;">Indefinite</td> <td></td> </tr> <tr> <td>Theoretical Spread Rate (m²/L)</td> <td></td> <td></td> <td style="text-align: center;">16</td> </tr> </table>			Solids By Volume	44				Min	Max	Recommended	Wet Film Per Coat (microns)			63	Dry Film Per Coat (microns)			27	Recoat Time (min)	6 Hours	Indefinite		Theoretical Spread Rate (m²/L)			16
Solids By Volume	44																										
	Min	Max	Recommended																								
Wet Film Per Coat (microns)			63																								
Dry Film Per Coat (microns)			27																								
Recoat Time (min)	6 Hours	Indefinite																									
Theoretical Spread Rate (m²/L)			16																								

Application Guide	
Surface Preparation	<ul style="list-style-type: none"> ▪ Note: Fill nail holes, cracks and other defects with Cabot's Wood Tone Putty after applying the first coat of this product for accurate colour matching. Remove stains, dirt, wax, grease and oil with mineral turpentine. Remove any polish with a suitable polish remover. <p>BARE INTERIOR TIMBER Sand the surface smooth using 180 - 240 grit sandpaper. Sand only in the direction of the grain. Remove all traces of sanding dust.</p> <p>BARE EXTERIOR TIMBER Allow timber to weather for 4 - 6 weeks. For exterior surfaces only, clean with Cabot's Deck Clean following label instructions.</p> <p>PREVIOUSLY COATED INTERIOR TIMBER Thoroughly clean the surface with Cabot's Floor Clean and allow to dry. Sand with 180 - 240 grit sandpaper and remove all traces of sanding dust. Apply one coat to a small test area. Allow to dry for 6 hours. Press sticky tape firmly to the surface and pull off quickly. If the coating comes off, sand back to bare timber. If coating adheres well, sand the entire area with 180 - 240 grit paper for good adhesion, remove dust, then follow application instructions.</p> <p>PREVIOUSLY COATED EXTERIOR TIMBER For best results, remove back to bare timber using a paint stripper, or sanding. For exterior surfaces only, clean with Cabot's Deck Clean following label instructions.</p>
Application Procedure And Equipment	<ul style="list-style-type: none"> ▪ Brush or spray. ▪ Note: Do not shake can. <p>Stir thoroughly with a broad flat paddle before and during use. Apply with a good quality brush or spray gun. If spraying, back brushing is recommended. If brushing, always brush in the direction of the grain. Allow to dry for a minimum of 6 hours then lightly sand using 240 grit paper. Remove all sanding dust. Apply the 2nd & 3rd coats as above, lightly sanding with 240 grit paper between each coat.</p> <p>STAINING BARE INTERIOR TIMBER If timber is to be stained, apply one coat of Cabot's Interior Stain Oil Based or Stain & Varnish Oil Based following label instructions. For Cabot's Interior Stain Oil Based only: Allow stain to dry for 8 hours and apply 3 coats of Cabothane Clear following application procedure above.</p> <p>Note - To stain previously coated timber, sand back to bare timber before staining.</p>

Health And Safety			
MSDS Number	13661263	Using Safety Precautions	For detailed information refer to the product label and the current Material Safety Data Sheet available through CABOT'S Sales and Customer Service Offices.
MSDS Link	http://msds.duluxgroup.com/pdf/shess-en-cds-020-000013661263.pdf		
Health Effects	Splashes to eyes will cause irritation. Prolonged contact with liquid is harmful and inhalation of vapour may produce respiratory irritation and headaches.	Flammability	This product is flammable.
Protective Equipment	Wear eye protection, protective clothing and gloves.	Storage	Store and use away from sources of heat and ignition.
Disposal	Do not contaminate stormwater with product or product washings. Do not pour product down the drain. Unwanted product should be brushed out on newspaper, allowed to dry and then disposed of via domestic waste collection. Empty containers should be left open in a well ventilated area to dry out. When dry, recycle the container via recycling programmes. Disposal of empty paint containers via recycling programmes may differ between local authorities. Check with your local council first.		
In the case of emergency, please call 0800 734 607			

Precautions And Limitations	
<p>All timings quoted at 25°C and 50% humidity. Cooler or humid conditions may require longer. Do not apply this product in temperatures below 10°C or above 35°C, or when rain or heavy dew is expected during the drying period. If using outside in hot temperatures, do not apply in direct sunlight. Cool the timber by lightly dampening with water and coat in the shade.</p> <p>HINTS Cabot's Cabothane Clear is not suitable for: previously wax coated finishes walk-on areas extreme UV exposure broad wall application</p> <p>For surfaces subject to extreme UV exposure, use Cabot's Exterior Clear.</p>	

Transport And Storage			
Pack A	864-82031	Shipment Name	PAINTS, flammable liquid, high flash point.
Size	4 Litre 1 Litre 500ml 250ml	Weight	4.0 Kg 1.1 Kg 600g 300g
Flash Point	43C	UN Number	1263
Dangerous Goods Class	3b	Package Group	III

Disclaimer

Dulux and Other marks followed by ® are registered trademarks. Marks followed by the symbol of ™ are trademarks.

The data provided within the Duspec system is correct at the time of publication, however it is the responsibility of those using this information to check that it is current prior to specifying or using any of these coating systems.

DISCLAIMER: Any advice, recommendation, information, assistance or service provided by any of the divisions of DuluxGroup (New Zealand) Pty Ltd or its related entities (collectively, DuluxGroup) in relation to goods manufactured by it or their use and application is given in good faith and is believed by DuluxGroup to be appropriate and reliable. However, any advice, recommendation, information, assistance or service provided by DuluxGroup is provided without liability or responsibility PROVIDED THAT the foregoing shall not exclude, limit, restrict or modify the right entitlements and remedies conferred upon any person or the liabilities imposed upon DuluxGroup by any condition or warranty implied by Commonwealth, State or Territory Act or ordinance void or prohibiting such exclusion limitation or modification. Coating systems can be expected to perform as indicated on the Duspec Spec Sheet so long as applications and application procedures of the individual products are followed as recommended on the appropriate Product data Sheet. "Orica" "Dulux" "Berger" "Berger Gold Label" "Hadrian" "Walpamur" "Levene" "Acratex" and Other marks followed by ® are registered trademarks. Marks followed by the symbol ™ are trademarks.

Please note that this document is only valid for 60 days from the date of issue.

DuluxGroup (New Zealand) Pty Ltd 150 Hutt Park Road NZ ACN 133 404 118