




BRANZ

1222 Moonshine Road
Judgeford RD1
Porirua 5381
New Zealand
T +64 4 237 1170
F +64 4 237 1171
branz@branz.co.nz
www.branz.co.nz



FIRE TEST REPORT

FH 5110

CONE CALORIMETER TEST AND NZBC VERIFICATION METHOD C/VM2 APPENDIX A PERFORMANCE OF RESCO MULTICOM WALL PANEL

CLIENT

Resco Limited
23A The Boulevard
Te Rapa Park
Hamilton 3200
New Zealand



All tests reported herein have been performed in accordance with the laboratory's scope of accreditation.

PROJECT NUMBER:

FT5096

ISSUE DATE:

20 March 2013

PAGE:

1 of 10

THE LEGAL VALIDITY OF THIS REPORT CAN ONLY BE CLAIMED ON PRESENTATION OF THE COMPLETE SIGNED PAPER REPORT.
EXTRACTS OR ABRIDGMENTS OF THIS REPORT SHALL NOT BE PUBLISHED WITHOUT PERMISSION FROM BRANZ LTD.

TEST SUMMARY

Objective

To conduct cone calorimeter testing and reduce the data in accordance with ISO 5660 on client supplied specimens for the purposes of determination of the Group Classification in accordance with;

- New Zealand Building Code (NZBC) Verification Method C/VM2 Appendix A

Test sponsor

Resco Limited
23A The Boulevard
Te Rapa Park
Hamilton 3200
New Zealand

Description of test specimen

The products submitted by the client for testing were identified by the client as a Resco Anti-Bac Compact Laminate nominally 6 mm and 13 mm thick.

Date of test

1st and 4th February 2013.

Test results

For the purposes of compliance with the NZBC Verification Method C/VM2 Appendix A, the following classification is considered applicable to the material as described in Section 1, and others as discussed in Section 6.

Group Number Classification	3
------------------------------------	----------

LIMITATION

The results reported here relate only to the item/s tested.

TERMS AND CONDITIONS

This report is issued in accordance with the Terms and Conditions as detailed and agreed in the BRANZ Services Agreement for this work.



REPORT NUMBER:

FH 5110

ISSUE DATE:

20 March 2013

PAGE:

2 of 10

PNW

ES

THE LEGAL VALIDITY OF THIS REPORT CAN ONLY BE CLAIMED ON PRESENTATION OF THE COMPLETE SIGNED PAPER REPORT.
EXTRACTS OR ABRIDGMENTS OF THIS REPORT SHALL NOT BE PUBLISHED WITHOUT PERMISSION FROM BRANZ LTD.

CONTENTS

SIGNATORIES	4
DOCUMENT REVISION STATUS	4
1. GENERAL	5
1.1 Sample measurements.....	5
2. EXPERIMENTAL PROCEDURE	6
2.1 Test standard.....	6
2.2 Test date.....	6
2.3 Specimen conditioning	6
2.4 Specimen wrapping and preparation	6
2.5 Test programme.....	6
3. TEST RESULTS AND REDUCED DATA	7
3.1 Test results and reduced data – NZBC C/VM2	7
4. SUMMARY.....	8
5. CLASSIFICATION IN ACCORDANCE WITH NZBC VERIFICATION METHOD C/VM2 APPENDIX A.....	9
6. DISCUSSION	9
7. CONCLUSION.....	10

FIGURES

Figure 1 Representative specimens (back face on left, exposed on right).....	5
Figure 2 Rate of heat release versus time	8
Figure 3 Representative specimen (back face on left, exposed on right)	9



REPORT NUMBER:

FH 5110

ISSUE DATE:

20 March 2013

PAGE:

3 of 10

PNW

A blue ink signature inside a rectangular box.

ES

A blue ink signature inside a rectangular box.

SIGNATORIES



Author

P. N. Whiting
Senior Fire Engineer/Fire Testing Team Leader
IANZ Approved Signatory



Reviewer

E. Soja
Senior Fire Safety Engineer
IANZ Approved Signatory

DOCUMENT REVISION STATUS

ISSUE NO.	DATE ISSUED	DESCRIPTION
1	20 March 2013	Initial Issue



REPORT NUMBER:

FH 5110

ISSUE DATE:

20 March 2013

PAGE:


4 of 10

THE LEGAL VALIDITY OF THIS REPORT CAN ONLY BE CLAIMED ON PRESENTATION OF THE COMPLETE SIGNED PAPER REPORT. EXTRACTS OR ABRIDGMENTS OF THIS REPORT SHALL NOT BE PUBLISHED WITHOUT PERMISSION FROM BRANZ LTD.

1. GENERAL

The products submitted by the client for testing were identified by the client as a 13 mm thick Resco Anti-Bac Compact Laminate, comprising a phenolic resin core with a melamine resin surface. Figure 1 illustrates a representative specimen of that tested.

Figure 1 Representative specimens (back face on left, exposed on right)



1.1 Sample measurements

The following physical parameters were measured for each specimen prior to testing.

Specimen ID	Initial properties		Overall apparent density (kg/m ³)
	Mass (g)	Mean thickness (mm)	
FH5110-50-1	185.3	13.1	1415
FH5110-50-2	187.3	13.0	1441
FH5110-50-3	185.9	13.0	1430

2. EXPERIMENTAL PROCEDURE

2.1 Test standard

The tests were carried out and data reduced according to the test procedure described in ISO 5660: (2002), Reaction-to-fire tests – Heat release, smoke production and mass loss – Part 1: Heat release rate, and Part 2: Smoke production rate (the test standard). The sample preparation and test procedure were as described in 2.4 and 2.5.

2.2 Test date

The tests were conducted on 1st and 4th February 2013 by Mr Lukas Hersche at BRANZ Limited laboratories, Judgeford, New Zealand.

2.3 Specimen conditioning

All specimens were conditioned to moisture equilibrium (constant weight), at a temperature of $23 \pm 2^{\circ}\text{C}$ and a relative humidity of $50 \pm 5\%$ immediately prior to testing.

2.4 Specimen wrapping and preparation

All tests were conducted and the specimens prepared in accordance with the test standard. The spark igniter and the stainless steel retainer frame were used. All specimens were wrapped in a single layer of aluminium foil, covering the unexposed surfaces.

2.5 Test programme

The test program consisted of three replicate specimens as identified in the above table, tested at an irradiance level of 50 kW/m^2 . All tests were carried out with the specimen horizontal, and with a nominal duct flow rate of $0.024 \text{ m}^3/\text{s}$.



REPORT NUMBER:

FH 5110

ISSUE DATE:

20 March 2013

PAGE:

6 of 10

PNW

A blue ink signature inside a rectangular box.

ES

A blue ink signature inside a rectangular box.

3. TEST RESULTS AND REDUCED DATA

3.1 Test results and reduced data – NZBC C/VM2

Material	Test specimens as described in Section 1 (in accordance with ISO 5660)			Mean	
	Specimen test number	FH5110-50-1	FH5110-50-2		FH5110-50-3
Time to sustained flaming	s	89	105	94	96.0
Observations ^a		-	-	-	
Test duration ^b	s	1889**	1905**	1894**	1896
Mass remaining, mf	g	54.2	61.5	63.3	59.7
Mass pyrolyzed	%	70.7%	67.2%	66.0%	67.9%
Specimen mass loss ^c	kg/m ²	14.62	14.08	13.75	14.15
Specimen mass loss rate ^c	g/m ² .s	471.5	8.2	8.6	162.8
Heat release rate					
peak, \dot{q}_{max}''	kW/m ²	201.5	109.1	128.8	146.5
average, \dot{q}_{avg}''					
Over 60 s from ignition	kW/m ²	117.9	76.4	90.6	95.0
Over 180 s from ignition	kW/m ²	92.3	83.7	91.8	89.3
Over 300 s from ignition	kW/m ²	84.8	83.8	88.6	85.7
Total heat released	MJ/m ²	185.2	162.9	173.6	173.9
Average Specific Extinction Area	m ² /kg	61.3	83.1	87.3	77.2
Effective heat of combustion ^d , $\Delta h_{c,eff}$	MJ/kg	12.5	11.4	12.5	12.1

Notes :

^a no significant observations were recorded

^b determined by * X_{O2} returning to the pretest value within 100 ppm of oxygen concentration for 10 minutes

** 30 minutes after time to sustained flaming

^c from ignition to end of test;

^d from the start of the test

+ value calculated using data beyond the official end of test time according to the test standard.

NR not recorded



REPORT NUMBER:

FH 5110

ISSUE DATE:

20 March 2013

PAGE:

7 of 10

PNW

ES

4. SUMMARY

The test standard requires that the mean heat release rate (HRR) readings over the first 180 s from ignition for the three specimens should differ by no more than 10% of the arithmetic mean of the three readings. In the event of this criterion not being met, a further three specimens are required to be tested.

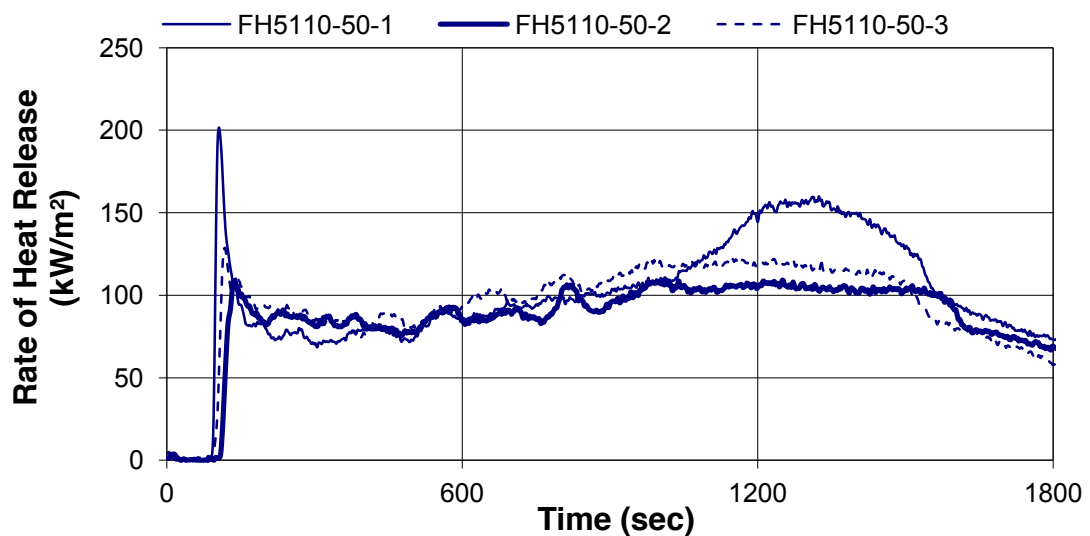
Specimen ID	Average HRR over 180s from ignition	Arithmetic mean	% difference from the arithmetic mean
FH5110-50-1	92.3	89.3	3.4
FH5110-50-2	83.7		-6.3
FH5110-50-3	91.8		2.9

The above table identifies all of the specimens exposed to 50 kW/m² irradiance met the acceptance criteria.

The report summary for the specimens as described in Section 1, exposed to an irradiance of 50 kW/m² is:

Mean Specimen thickness (mm)	Irradiance (kW/m ²)	Mean Time to Ignition (s)	Mean Peak Heat Release Rate (kW/m ²)	Average Specific Extinction Area (m ² /kg)
13	50	96	146.5	77.2

Figure 2 Rate of heat release versus time



REPORT NUMBER:

FH 5110

ISSUE DATE:

20 March 2013

PAGE:

8 of 10

PNW

ES

5. CLASSIFICATION IN ACCORDANCE WITH NZBC VERIFICATION METHOD C/VM2 APPENDIX A

The following classification has been assessed in accordance with the New Zealand Building Code Verification Method C/VM2 Appendix A: Establishing Group Numbers for lining materials. Calculations were carried out according to section A1.3 for predicting a material's group number for each specimen tested. It states that "If a different classification group is obtained for different specimens tested, then the highest (worst) classification for any specimen must be taken as the final classification for that material." The classification for the specimens as described in Section 1 is as follows:

	Sample 1	Sample 2	Sample 3	Classification
Group number Classification	3	3	3	3

6. DISCUSSION

The specimen tested in full and reported herein was nominally 13 mm thick as described in full in Section 1.

A variation identified by the client as 6 mm thick Resco Anti-Bac Compact Laminate comprising a phenolic resin core with a melamine resin surface, was prepared as described in Section 2 and subjected to a single indicative tests in accordance with the test standard. Representative specimens are illustrated in Figure 3.



Figure 3 Representative specimen (back face on left, exposed on right)



REPORT NUMBER:

FH 5110

ISSUE DATE:

20 March 2013

PAGE:

9 of 10

PNW

ES

THE LEGAL VALIDITY OF THIS REPORT CAN ONLY BE CLAIMED ON PRESENTATION OF THE COMPLETE SIGNED PAPER REPORT. EXTRACTS OR ABRIDGMENTS OF THIS REPORT SHALL NOT BE PUBLISHED WITHOUT PERMISSION FROM BRANZ LTD.

The results were analysed in accordance with the Group Number Classification requirements, achieving a Group 3 classification.

The key results are summarised below.

Specimen ID	No. of tests	Time to Ignition (s)	Peak Heat Release Rate (kW/m ²)	Average Specific Extinction Area (m ² /kg)	Indicated Group No.
FH5096-50-1	1	56	193.6	83	3

It is therefore considered that the alternative particleboard substrate specimen, if subjected to a full set of replicate tests in accordance with the standard, would not adversely affect the Group 3 classification achieved by the nominally 13 mm thick specimens as tested and reported herein.

7. CONCLUSION

For the purposes of compliance with the NZBC Verification Method C/VM2 Appendix A, the following classification is considered applicable to the material as described in Section 1, and others as discussed in Section 6.

Group Number Classification	3
------------------------------------	----------



REPORT NUMBER:

FH 5110

ISSUE DATE:

20 March 2013

PAGE:

10 of 10

PNW

ES