

Issue date: 7/7/2025

Page 1 of 2

## Pacific PFL60 Fuego-Light Steel Glazed Fire Door Set -6030sm

### DESCRIPTION

The Forster Fuego Light PFL60 fire door set offers fully glazed fire door system with an insulation rating. The door can be either a single leaf or pair. Sidelights and overlights are available for this door set. The PFL60 is suitable for interior and exterior use.

### Product features

60min fire rating

Single or pair

Compatible with timber stud, steel stud and masonry walls

Optional sidelights and over lights

Meets NZS 4211:2008 standard

Meets NZS4520.2010 standard

**For further information on this product, visit:**

<https://www.pacificdoors.co.nz/products/fire/fire-doors/frr-60-minute/pfl60>

## PRODUCT OPTIONS

### Leaf Size and Wall Type

The Pacific Forster FuegoLight -/60/30 is a high visibility fire door set. It comprises a side hung, fully glazed single or pair leaf. The leaf is hung on seam welded steel hinges in a steel frame.

The thickness of the door leaf is 65 mm. Approximate doorset weight (leaf plus frame) is 76 kg/m<sup>2</sup>.

Wall Type	Fire Resistance Rating Stability/Integrity/Insulation	Door Application	Max Leaf Height (mm)	Max Leaf Width (mm)
Steel Stud Wall Timber Stud Wall Masonry Wall	-/60/30sm	Single	2526	1161
		Pair	2526	1161

Notes:

1. Please note that the maximum leaf width shown above is measured per door leaf.
2. The 'sm' above denotes that the door is available as a smoke control door set.

### Wall Types

The Pacific steel fire door set -/60/30 is suitable for installation in timber or steel stud plasterboard walls and masonry fire rated walls. Walls to be fire rated to minimum -/60/30 by others.

The standard installation method for steel or timber stud walls is by 12g screws at max. 450 mm centres.

The standard for Masonry installation is M8 Excalibur screwbolts (or similar) at max. 450 mm centres. No fasteners are exposed to weather or attack face.

### Door Leaf Options

#### Leaf Facings

This steel fire doorset is fully glazed and not available with any other facings.

#### Finish

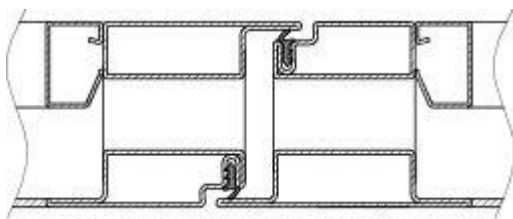
Standard preparation for interior use is powder coating.

Standard preparation for exterior use is sandblasting followed by zinc arc spray (15 year weatherability grade) to leaf and frame.

Unit can be delivered with a powder coat finish or primed ready to paint.

#### Meeting Stiles

This door set is available with rebated meeting stiles only. This is only applicable to pair door sets.

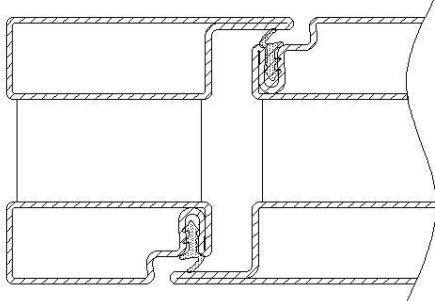


FuegoLight Rebated Meeting Stile

## Frame Types & Profiles

### Steel Frame

The leaf is hung in a frame of 1.5 mm cold formed steel box sections.



FuegoLight Door Frame

Standard frames are three-sided only with no sill. Four-sided frames are available on request. Custom sills are not available for this door type. For more in depth information on frame profiles and sizes, please see our Installation Instructions.

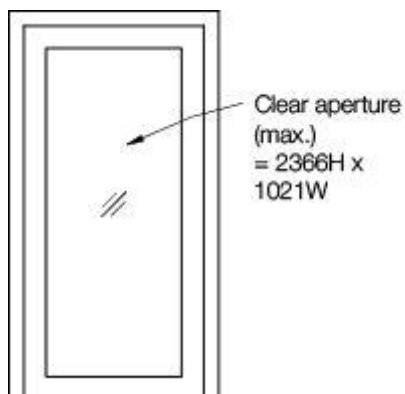
### Vision Panel

Glazing Type	Maximum Glazed Area(m2)	Max Height (mm)	Max Width (mm)	Glazing Bead		FRR
				Steel	Aluminum	
Pyrobel 17N	2.416 m2	2366	1021	✓		-/60/30

#### Notes:

1. Sizes noted above are the clear view.
2. Glazing is Grade A safety glass

### Single Leaf Door Sets



## Performance

### Thermal Insulation

The glazing used in this window has a thermal insulation rating (R-value) of 0.185 Km<sup>2</sup>/W

Changes to the NZBC H1 "Energy efficiency" will come into effect gradually starting from November 2022, featuring more stringent requirements for the thermal insulation values of all exterior glazed windows and doors. As a result, some of our products may not be suitable for all climate zones or building types. Customers should take care to specify a suitable product for each specific project and Pacific Doors take no responsibility for incorrect products being selected. Thermal insulation R-values for all our exterior glazing products are listed on the Pacific Doors website.

### Exterior Situations

The door set is tested to AS/NZS 4284:2008 – "Testing of building facades" and complies with requirements of NZS 4211:2008 – "Specification for performance of windows" up to and including the High Wind Zone.

## Hardware

### Locks & Handles

This door set uses standard Forster lock and handles only.

The Forster lock fits any standard europrofile lock cylinder and comes in two versions; regular and panic exit. The lock comes complete with a construction cylinder to allow for installation of the doorset. This is not a secure product and should be exchanged for a permanent cylinder on site.

Panic exit /free egress is available to push or pull side of door, please specify required function clearly.

No other latching hardware is approved on this door set.

### Closer

Dorma TS93B SG5-7 closer mounted on either face.

For pair door sets closers have to be mounted on the pull side of the leaves.

### Hinges

The leaf is hung on two seam welded steel hinges.

### Access control

The Effeft 143 (fail secure) electric strike is approved for use on single doors only, not pairs. Not supplied by Pacific Doors. This is the only form of electronic access control approved for use on this door.