

Pacific VP90 Premium Fire Door

Issue date: 6/24/25

Page 1 of 6

DESCRIPTION

The VP90 fire door set is suitable for interior and sheltered exterior use and is available in timber or steel frames. This door set offers the largest range of leaf facings, meeting stiles and hardware options within our range of 90 minute fire protection doors.

Product Features

- 90min fire rating
- Single or pair
- 7 facing options
- 6 frame options
- 5 glass options
- Compatible with timber stud, steel stud, masonry and Korok walls
- Ventilation grilles available
- Meets NZS4520.2010 standard

For further information on this product, visit:

<https://www.pacificdoors.co.nz/products/fire/fire-doors/frr-90-minute/vp90>

PRODUCT OPTIONS

Leaf size and wall type

Leaf size

Steel framed smoke control doors include the PFS-4 frame seal. If required, bottom seals can be selected from the Hardware List.

The thickness of the VP90 door leaf is 48mm with an approximate leaf weight of 27kg/m²

Wall Type	Fire Resistance Rating Stability/Integrity/Insulation	Door Application	Max Leaf Height (mm)	Max Leaf Width (mm)
Steel Stud Wall	-/90/60sm	Single	2700	1500
Timber Stud Wall		Pair	2700	1350
Masonry Wall				
Korok / Speedpanel	-/90/30sm	Single & Pair	2400	1200
			2700	1050

Notes:

1. Please note that the maximum leaf width shown above is measured per door leaf
2. The 'sm' above denotes that the door is available as a smoke control door set
3. Insulation ratings must be notified at time of pricing for steel frames. Maximum insulation ratings shown. Some wall applications will have a maximum 30 minute insulation rating.
4. *Door sets with leafs larger than 2700 x 1200 are not intended for frequent use, we recommend they be typically either held open or closed with compliant hardware in normal operation.*
5. Minimum width for a fire door leaf is governed by the need to fit a compliant closer. Typically, 400 mm is the practical minimum.

Wall type

Jambs may be connected to:

- Precast concrete (100mm thickness) or grouted blockwork (minimum 140mm thickness).
- Timber or steel stud plasterboard walls of FRR -/90/90 or above, using minimum 100x50mm framing nominal (Gib® Fire Rated Systems).
- Universal Wall systems GBUW90
- Speedpanel & Korok walls (51mm, 64mm or 78mm). Restrictions apply, see installation details for more information.

Door Leaf Options

Leaf facings


- Plywood
- Steel Sheet, mild or stainless (0.6 – 1.0mm)
- Decorative finish mouldings/panels
- Timber veneers up to 0.7mm
- Sheet vinyl (1.25 – 2mm)
- Acrovyn 4000*
- Korogard*
- Aluminium sheet (0.3 – 1mm)*

Notes:

1. Of the above facings only those marked * may extend around the door edge.
2. Standard Paint Quality doors are allowed 'non-clashed' to provide best surface for finish painting.
3. See Additional Door Options for more facing alternatives.

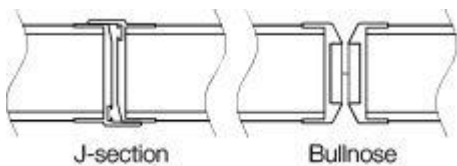
Leaf edges

The leaf edges listed below are available for the VP30HR DA TF door set.



Meeting Stiles

The meeting stiles listed below apply to paired door sets only.



Frame types & profiles

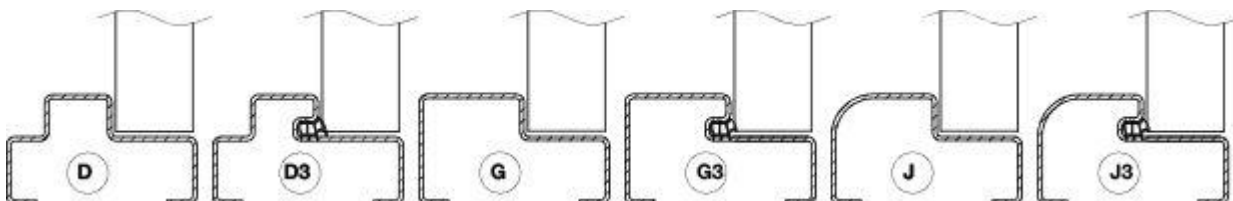
Timber Frame

Timber frames are not applicable for fire doors above 60 60-minute fire rating.

Steel Frame

The steel frame profiles listed below are available for the VP90 door set.

Stainless steel frames are only approved grouted into masonry or concrete walls.



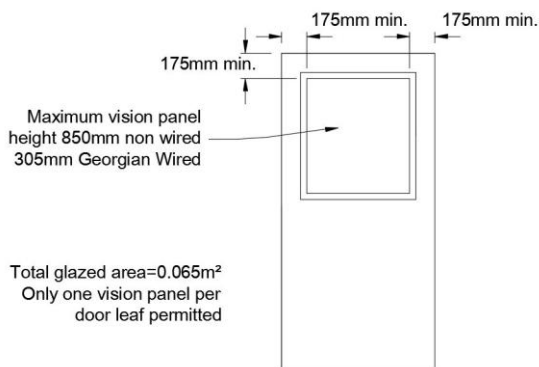
Standard frames are three-sided only, with no sill. Four-sided frames and/or custom sills may be available on request. Timber sills are not available on fire doorsets. For more in-depth information on frame profiles and sizes, please see our Installation Instructions.

Vision Panel

Glazing Type	Maximum Glazed Area (mm)	Max Height (mm)	Max Width (mm)	Glazing Bead		FRR with Vision Panel	
				Timber	Aluminium	Up to 0.065m2	Over 0.065m2
Georgian Wired	0.65m2	305	850		✓	-/90/60	n/a
Firelite	0.65m2	850	850		✓	-/90/60	n/a
Robax	0.65m2	850	850		✓	-/90/60	n/a
Pyroceram	0.065m2	850	850		✓	-/90/60	n/a
Pyrodur 13*	0.065m2	850	850		✓	-/90/60	n/a

Notes:

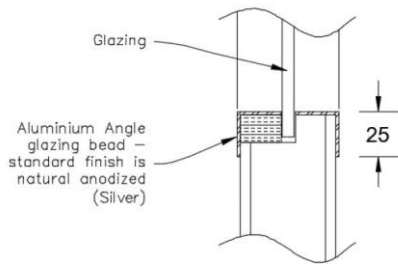
1. Please note that the height and width of the vision panel must still fall within the maximum glazed area.
2. Glazing types marked with * indicate Grade A Safety glass.



Standard vision panel cross sections

Timber bead is not applicable for this door set.

Aluminium Bead



ACOUSTIC PERFORMANCE

An acoustic rating of STC 31 (Rw 32) is available for ply / MDF faced doors and STC 36 (Rw 38) for steel face doors.

Tested acoustic seals are Lorient LAS1212 perimeter seals and LAS8007si drop seal.

Pair doors are acoustic tested with J-section meeting stile with one line of Schlegel QEZ6.8 acoustic seal.

Vision panels are not acoustic tested.

Thermal insulation

This door leaf has a thermal insulation rating (R-value) of 0.692 Km²/W.