

Intergrain UltraClear Interior Satin

NZDW1655

Part A	521 94803
---------------	-----------

Description

Intergrain UltraClear Interior is a tough, clear, water based acrylic finish for use on interior timber. Incorporating UV absorbers, UltraClear Interior provides greater protection against the colour change of timbers by shielding against the UV rays. UltraClear Interior resists abrasion, water and most household chemicals, is low odour and unlike oil based coatings will not yellow. Easy to apply and fast drying UltraClear Interior allows for several coats to be applied in one day. Available in Gloss and Satin, UltraClear Interior may be tinted to a selection of colours.

Features

- Water soluble
- Water white, non yellowing
- Acrylic resin
- Low odour
- Tintable
- Low Sheen finish

Benefits

- Fast dry, easy clean-up.
- Retains the natural colour of timber.
- Tough and hard wearing.
- Ideal for occupied buildings.
- One step staining and varnishing.
- Gives a more natural look to timber.




Uses

Use on all interior timber including doors, windows, furniture and joinery. UltraClear Interior is ideal for use where maintaining the timbers natural colour is desired, especially with pale timbers such as Pine, Cedar, Macrocarpa and Timber Veneers.

Note: UltraClear Interior is not suitable for heavy wear surfaces (such as floors), for these areas use Intergrain UltraFloor.

Performance Guide

Weather	For interior use only, not recommended for exterior use.	Salt	Unaffected by splash or spillage.
Heat Resistance	Up to 70C. Higher temperature will cause film to soften.	Water	Good water resistance.
Solvent	Good for weak solution.	Abrasion	Excellent resistance to abrasion.
Acid	Good for weak solution.	Alkali	Good for weak solution.

Typical Properties																											
Gloss Level	40-50% at 85 degrees	Thinner	Water																								
Colour	Clear	Components	1																								
Number Of Coats	2-3 coats	Toxicity	Dry film is non-toxic																								
V.O.C. Level	< 15g/L	Sanding Properties	Good																								
Touch Dry	30 minutes																										
Clean Up	 Water																										
Application Method	 Air Spray  Brush																										
Application Conditions	<table border="0" style="width: 100%;"> <tr> <td style="text-align: center;">Solids By Volume</td> <td style="text-align: center;">27</td> <td></td> <td></td> </tr> <tr> <td></td> <td style="text-align: center;">Min</td> <td style="text-align: center;">Max</td> <td style="text-align: center;">Recommended</td> </tr> <tr> <td>Wet Film Per Coat (microns)</td> <td></td> <td></td> <td style="text-align: center;">78</td> </tr> <tr> <td>Dry Film Per Coat (microns)</td> <td></td> <td></td> <td style="text-align: center;">21</td> </tr> <tr> <td>Recoat Time (min)</td> <td style="text-align: center;">3 Hours</td> <td></td> <td></td> </tr> <tr> <td>Theoretical Spread Rate (m²/L)</td> <td></td> <td></td> <td style="text-align: center;">13</td> </tr> </table>			Solids By Volume	27				Min	Max	Recommended	Wet Film Per Coat (microns)			78	Dry Film Per Coat (microns)			21	Recoat Time (min)	3 Hours			Theoretical Spread Rate (m²/L)			13
Solids By Volume	27																										
	Min	Max	Recommended																								
Wet Film Per Coat (microns)			78																								
Dry Film Per Coat (microns)			21																								
Recoat Time (min)	3 Hours																										
Theoretical Spread Rate (m²/L)			13																								

Application Guide	
Surface Preparation	<ul style="list-style-type: none"> ▪ NEW OR BARE TIMBER Sand dressed timbers to a uniform, smooth surface. Ensure the timber is dry and free from all dirt, dust, wax and oils. Clean oily timbers such as Totara and Matai with methylated spirits and allow to dry. Note: Do not use steel wool on timber to be coated with UltraClear Interior as severe staining will occur. PREVIOUSLY FINISHED TIMBER Clean surface with warm water and household detergent. When dry, sand to a uniform, dull surface. Vacuum and wipe off dust. Check for adhesion by applying UltraClear Interior to a small test area. Allow to dry for 24 hours then firmly press a strip of sticky tape over the section coated and rip off quickly. If the coating is removed sand back to bare timber. If the coating is not removed, sand the test area back to a uniform dull surface and proceed. Note: If the existing finish is wearing back to bare timber, it must be thoroughly removed by sanding. Nail holes and surface defects should be filled with Cabot's Wood Tone Putty after the first coat of UltraClear Interior. Do not use Linseed Oil putty.
Application Procedure And Equipment	<ul style="list-style-type: none"> ▪ Brush or spray ▪ Coverage : 12-14 square metres per litre depending on the porosity of the timber. ▪ Do not apply by roller. <p>Stir thoroughly before and during use with a flat blade stirrer. Do not shake or thin. If project requires more than one can of tinted UltraClear Interior, mix all cans together in one large container to ensure colour uniformity. Apply a minimum of TWO generous coats of UltraClear with a quality synthetic or pure bristle brush or by spray (HVLV or airless).</p> <p>Take care to apply sufficient product to edges and end grain. Maintain a wet edge to avoid lap marks and an uneven finish. When applying by brush, lay off in the direction of the grain. To aid application, soak the brush in water and remove surplus before loading with UltraClear.</p> <p>Do not overwork as this can result in poor appearance. When spraying ensure adequate film build is applied to achieve maximum durability. It is normal for UltraClear Interior to have a milky appearance when first applied, this disappears on drying. Allow a minimum of 3 hours drying between coats. Sand lightly with fine grit sandpaper to remove any raised grain. If coating large surfaces in warm conditions, wash the brush out at regular intervals to allow smooth application. If using tinted UltraClear Interior, the colour will become deeper with each application. If the desired colour is achieved after one coat, apply untinted UltraClear Interior to complete the required number of coats.</p>

Health And Safety			
MSDS Number	21753	Using Safety Precautions	Provide adequate ventilation. Keep windows and doors open during use and while drying.
MSDS Link	http://msds.duluxgroup.com/pdf/shess-en-cds-020-00000021753.pdf		
Health Effects	FIRST AID: If poisoning occurs, contact a doctor or Poisons Information Centre. Phone 0800 764 766. SWALLOWED: Give plenty of water to drink. Seek medical advice. EYE: Rinse with plenty of running water. Seek medical help if irritation occurs.	Flammability	This product is not flammable.
Protective Equipment	Wear eye protection, protective clothing and gloves, and if spraying, wear a respirator with a combined vapour/particulate cartridge.	Storage	keep out of reach of children.
Disposal	Do not pour leftover product down the drain. Unwanted product should be brushed out on newspaper, allowed to dry and then disposed of via domestic waste collection. Empty containers should be left open in a well ventilated area to dry out. When dry, recycle the container via steel can recycling programs. Disposal of empty paint containers via domestic recycling programs may differ between local authorities. Check with your local council/Waste Management Authority first.		
In the case of emergency, please call 0800 734 607			

Precautions And Limitations
Do not apply in temperatures above 30°C or below 10°C. Do not apply to hot surfaces or those in direct sunlight as doing so may result in difficult application and poor adhesion.

Transport And Storage			
Pack A	521 94803	Shipment Name	Not dangerous goods
Size	1L 4L 10L	Weight	1.2kg 4.6kg 12kg
Flash Point	NA	UN Number	NA
Dangerous Goods Class	NA	Package Group	NA

Disclaimer
Dulux, Selleys and Other marks followed by ® are registered trademarks. Marks followed by the symbol of ™ are trademarks.

The data provided within the Duspec system is correct at the time of publication, however it is the responsibility of those using this information to check that it is current prior to specifying or using any of these coating/product systems.

DISCLAIMER: Any advice, recommendation, information, assistance or service provided by any of the divisions of DuluxGroup (New Zealand) Pty Ltd or its related entities (collectively, DuluxGroup) in relation to goods manufactured by it or their use and application is given in good faith and is believed by DuluxGroup to be appropriate and reliable. However, any advice, recommendation, information, assistance or service provided by DuluxGroup is provided without liability or responsibility PROVIDED THAT the foregoing shall not exclude, limit, restrict or modify the right entitlements and remedies conferred upon any person or the liabilities imposed upon DuluxGroup by any condition or warranty implied by Commonwealth, State or Territory Act or ordinance void or prohibiting such exclusion limitation or modification. Coating/product systems can be expected to perform as indicated on the Duspec Spec Sheet so long as applications and application procedures of the individual products are followed as recommended on the appropriate Product data Sheet. "DuluxGroup" "Dulux" "Selleys" "Berger" "Berger Gold Label" "Hadrian" "Walpamur" "Levene" "Acratex" and Other marks followed by ® are registered trademarks. Marks followed by the symbol ™ are trademarks.

Please note that this document is only valid for 60 days from the date of issue.

DuluxGroup (New Zealand) Pty Ltd 150 Hutt Park Road NZ ACN 133 404 118