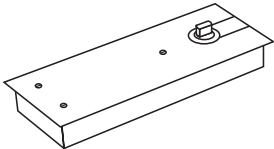
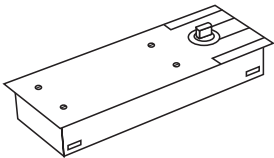
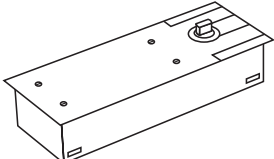
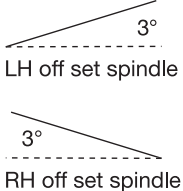
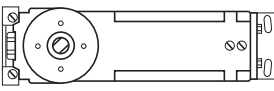



Merchant Price List

FRAMELESS COMMERCIAL HARDWARE

Dorma Floor Springs and Accessories

Product	Code	Description	Price
	BTS84	Dorma Floor Springs Low Profile Floor Spring 40mm deep Complete with S/S cover and screw pack. Will carry doors up to 100kg. Max door width 1100mm.	
		25NM Standard Strength. Non Hold Open	
		25NM Standard Strength. Hold Open 90°	
		15NM Weak Strength. Non Hold Open	
		15NM Weak Strength. Hold Open 90°	
	BTS75	Adjustable Strength Floor Spring 50mm deep Complete with S/S cover plate and screw pack. Will carry doors up to 120kg. Max door width 1100mm.	
		15NM to 25NM Strength. Non Hold Open.	
		15NM to 25NM Strength. Hold Open 90°	
	BTS80	Heavy Duty Floor Spring 60mm deep Will carry doors up to 300kg. Max door width 1400mm. Selectable hold open and non hold open.	
		35NM Strength	
		53NM Strength	
		Dorma Accessories Extended Spindles to suit all BTS Floor Springs	
		Standard height. Offset 3° for Single Action LH or RH	
		Extended by 5mm, 7.5mm or 10mm	
		Extended by 15 to 50mm in 5mm increments	
	RTS85	Overhead Transom Closer with Silver Cover Plate Specify aluminium or woodfix coverplates	
		25NM Standard Strength Non Hold Open	
		25NM Standard Strength Hold Open 90°	

See Dorma Floor Spring & Transom Closer Set out page 3.36, 3.37

Ex Auckland Store. All prices exclude G.S.T.