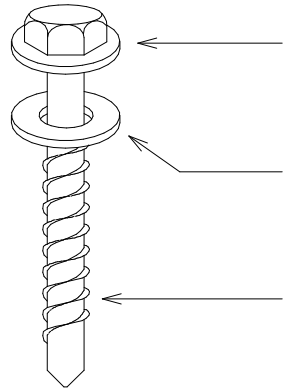


RESIDENTIAL RT7 ROOFING FIXINGS AND SHEET LAP

Detail Number: RI-RRTRO08A

Date drawn: 07/07/2017

Scale: 1 : 5 @ A4



ROOFING

MINIMUM 12 GAUGE 65mm LONG TIMBER TEKSCREW WITH NEO.

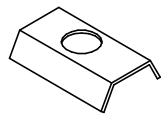
(USE 12x45mm STEELTEK FOR STEEL PURLINS) OR 3.8mm SPIRAL SHANK NAIL HOT DIPPED GALV TO AS/NZS 4680.

NEOPRENE WASHER

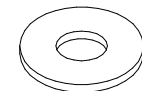
CLADDING

MINIMUM 12 GAUGE 30mm LONG TIMBER TEKSCREW WITH NEO.

(USE 12x20mm STEELTEK FOR STEEL FRAMING) WHERE CAVITY BATTENS USED SCREWS TO PENETRATE FRAMING BY A MIN OF 30mm.



PROFILE WASHER OVER EPDM WASHER



30mm NEOPRENE WASHER



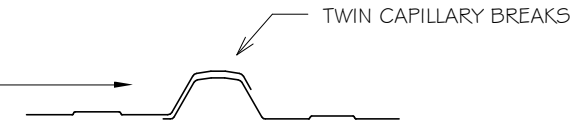
OVERSIZED HOLE IN CREST OF PROFILE

WHERE REQUIRED FOR EXPANSION OR WIND UPLIFT IN ROOFING APPLICATION

TYPE OF FIXING
RT7

METAL ROOFING NTS

LINE OF SITE AND PREVAILING WEATHER DIRECTION RELATIVE TO LAPS WHERE PRACTICABLE



CORRECT WAY TO LAP SHEETS

1:5

RT7 SPACING OF FIXINGS

APPLICATION	RIDGE, HIP, VALLEY, AND GUTTER LINE, PERIPHERY ROOF AREAS	(3) REMAINDER OF ROOF
RT7 ROOFING	FIX SIDE LAPS AND FIX EVERY CREST	REFER www.roof.co.nz
RT7 WALL CLADDING	1 FIXING PER PAN ADJACENT TO EVERY SIDE LAP AND EVERY PAN.	

NOTE:

1. SCREW FIXING IS RECOMMENDED FOR RT7 PROFILES
2. AS THERE IS LESS LIKELIHOOD OF THE FIXING 'BACKING OUT' THAN WITH A NAIL.
3. FIXINGS ARE FOR STEEL BASED MATERIALS. FOR OTHER SUBSTRATES REFER TO RT7 PROFILE TECHNICAL SUMMARY
4. FOR WIND & CONCENTRATED LOAD SPAN DESIGN GRAPHS FOR OPTIONAL FIXING SELECTION & PATTERNS REFER TO RT7 PROFILE TECHNICAL SUMMARY ON www.roof.co.nz

NOTES:

- These details are generally in compliance with E2/AS1 and/or the NZ Metal Roof & Wall Cladding Code of Practice and in some cases specific details by 'Roofing Industries'.
- The building designer is ultimately responsible to ensure that details used meet the requirements of the NZ Building Code for the specific project.
- Details of the supporting structure including cavity battens are indicative only and are the responsibility of the building designer. For steel framed buildings thermal break cavity battens may be required.
- Underlay selection and building wrap types are the responsibility of the designer, Netting or other support is generally required at roof pitches less than 8 degrees combined with a self supporting paper. At roof pitches of 8° and above where non self supporting paper is used or purlin spacing is in excess of self supporting criteria, netting or other support should be used. Alternative support to netting should be used in severe coastal environments including when aluminium is used.
- These details are for Roofing Industries profile/s as nominated and may not be applicable to other profiles.
- This drawing is the copyright of 'Roofing Industries' and can only be copied or reproduced with their permission.
- These details to be read with Roofing Industries profile technical summary regarding wind loads and fixings.
- Further information can be obtained from the NZ Metal Roof & Wall Cladding Code of Practice: www.metalroofing.org.nz OR NZBC clause E2/AS1.

Copyright detail © 2017

