



Sustainable Building Products




Multiboard



This insulated tile backer board is made of extruded polystyrene, reinforced, and covered on both sides with a fiberglass mesh embedded into a thin cement polymer mortar. The individual board is 1250mm long x 600mm wide with an optional thickness of 6mm, 10mm, 20mm, 30mm and 50mm.

Features

- Energy saving/ Energy efficient
- Acts as a thermal barrier
- Reduces heat loss to the substrate
- Easy to work with & install into new and existing building projects
- Removes the need for tile and slate underlay
- Completely water-resistant
- Acts as an excellent acoustic barrier
- Reduces footfall noise on concrete floors



Code	Weight (kg/board)	Density (kg/m)	Thickness of the foam (m)	R value (m.K/W)	Thermal transmittance (W/m ² x K) 100°C ambient temp diff	Number of board (per box)
CB6	2.0	445	0.005	0.16	3.19	8 (6sqm)
CB10	2.2	290	0.009	0.28	2.33	6 (4.5sqm)
CB20	2.5	170	0.019	0.59	1.40	5 (3.75sqm)

Insulation boards of thicknesses 30mm and 50mm are also available but have longer lead times.

Marmox ready-to-tile-over shower base is a preformed floor level panel that can be cut to fit the shower area.




Shower Bases

Low-cost easy to install waterproof base used in the design of a wetroom. The Marmox shower base is placed directly onto a concrete or wooden floor or it can be recessed. It will help you create a fully waterproof shower area with total ease.

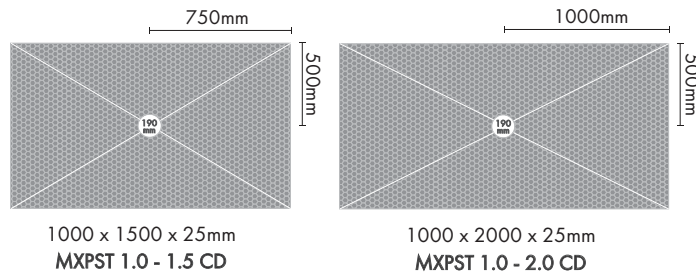
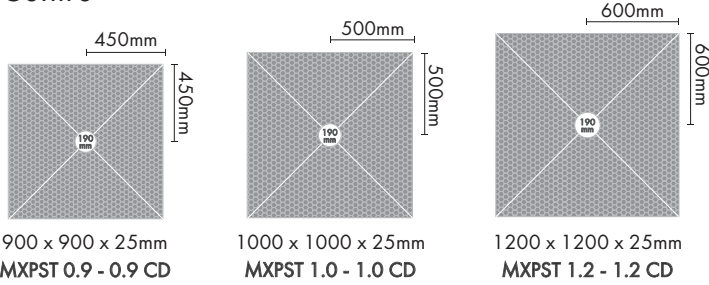
Features

- Most economical waterproof system
- Acoustically better than sand and cement
- Suitable for all waterproofing and tiles
- Lightweight
- Preformed with appropriate falls
- Can be easily cut to fit all designs
- Perfect for existing timber or concrete floors
- Hygienic as there is no moisture build up

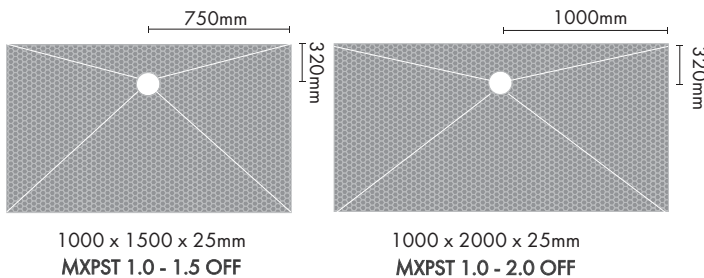
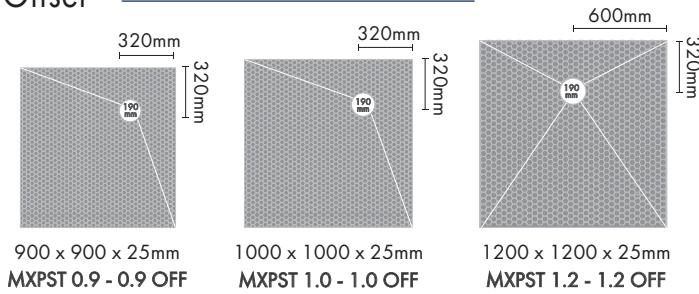


Channel drain
(Trough drain traverse)

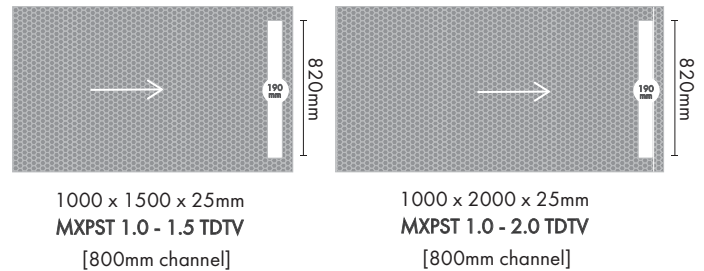
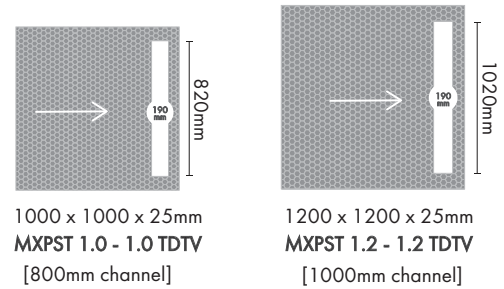
Centre



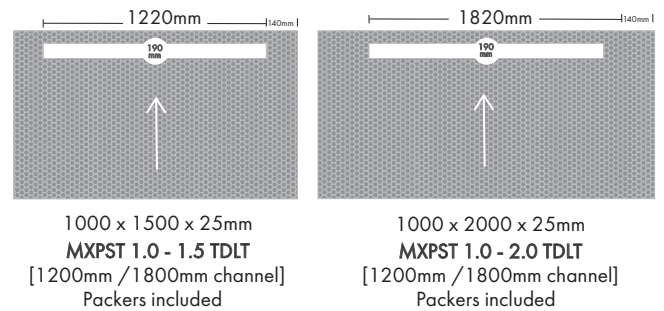
Offset




Channel - Trough drain traverse



Channel - Longitudinal drain



Wedge



Fillets

Marmox fillets are extensions added or fitted to existing shower bases to increase their lengths/widths to the desired size. The seamless designs effortlessly unify with the shower bases without hampering the aesthetics.

FILLET 200-1200

200 x 1200mm Fall: 30mm to 25mm



FILLET 500-1200

500 x 1200mm Fall: 30mm to 25mm



FILLET 500-1200 TDTV

500 x 1200mm Fall: 40mm to 35mm

[To be used with 1m x 2m Shower base -
trough drain traverse. Code: MXPST 1.0-2.0 TDTV]



FILLET 1000-1200 TDTV

1000 x 1200mm Fall: 35mm to 25mm




Side Fillets

Can be used to extend the width of channel drains (traverse and longitudinal)


FILLET 200-1000

200 x 1000mm Fall: 25mm to 15mm




FILLET 200-1500

200 x 1500mm Fall: 25mm to 15mm



FILLET 200-2000

200 x 2000mm Fall: 35mm to 15mm



Wedge Fillet

A wedge fillet and packer can be used with Wedge shower bases.


FILLET 1101200

110 x 1200mm Fall: 15mm to 10mm




Hobs

Marmox shower hobs are used to contain water within a shower enclosure. They are available in 2 sizes [65 x 65mm & 50 x 35mm] and 3 lengths [1100, 1600 and 2100mm]. Marmox shower hobs are not required for a level entry shower.



MHOB 65-1100 1100 x 65 x 65mm
 MHOB 65-1600 1600 x 65 x 65mm
 MHOB 65-2100 2100 x 65 x 65mm




MHOB 50351100 1100 x 50 x 35mm
 MHOB50351600 1600 x 50 x 35mm
 MHOB 50352100 2100 x 50 x 35mm


Niches

A Shower Niche is an elegant way to provide extra space for small shower items. The Marmox Shower Niche provides a low cost, easily installed and completely waterproof alternative for shower niche construction. Upgrade your bathroom shower area with an inexpensive and classy niche and/or footrest.

- Ready to waterproof and then tile
- Lightweight and easy to work with
- Perfect for a DIY bathroom




Pre-fabricated Shower Niches & Footrest (flat-packed)



MNVP 930330

930 x 330mm


[External dimensions 955 x 355mm]



MNVP 630330

630 x 330mm

[External dimensions 655 x 355mm]




MNVP 330330

330 x 330mm

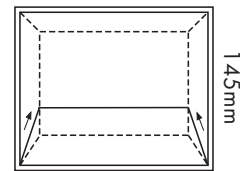
[External dimensions 355 x 355mm]

Features

- Available in flat packs which can be easily assembled
- Made from an extruded polystyrene core coated on either side with a thin but robust layer of fibreglass reinforced polymer concrete
- Ready to waterproof and then tile
- Lightweight and easy to work with
- 12.5mm thick and fits wall cavities 86mm or deeper
- Can be used to form a recess for toiletries within showers and other wet areas
- Perfect for a DIY bathroom



205mm



FOOTREST

180 x 120mm

[External dimensions: 205 x 145mm]



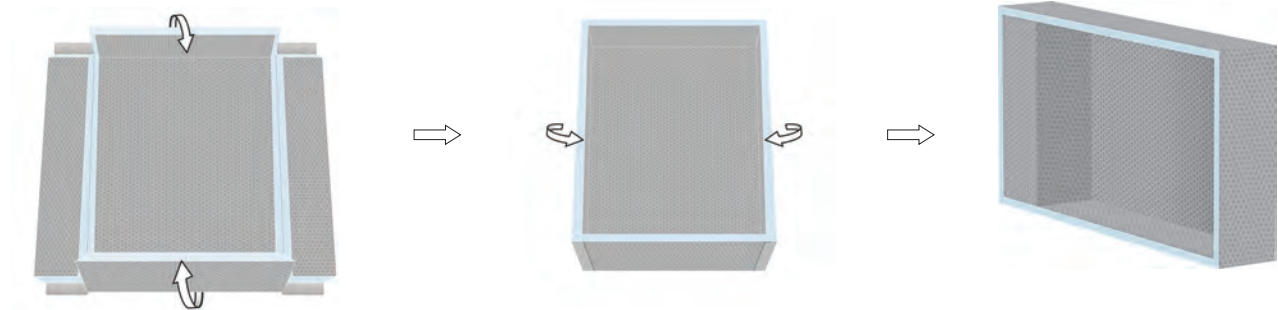
PACKER

Included with the following niches

MNVP 930330 (2 packers)

MNVP 630330 (1 packer)

Easily Assembled



Warning - Do not use solvent based adhesives to assemble this product.

Drains

Slimline drains

The Marmox Slimline drains have been crafted from the highest quality stainless steel and to the finest detail creating a luxurious finish to any bathroom.



FD11XS65-SLB
Brushed Stainless
110 x 110 x 14mm Ø65mm



FD11XS65-SLM
Mesh
110 x 110 x 14mm Ø65mm

Channel drains by Tranquillity

The Tranquillity Channel drains have a sleek stylish design and will perfectly complement your shower. Custom-sized channel drains are available on request.

Brushed Stainless
800/900/1000/1200 x 69 x 21mm Ø45mm
(Available in 4 finishes -
Brushed Stainless/Matt Black/
Brushed Gun-metal & Brushed Brass)



Tile Insert
800/900/1000/1200 x 69 x 21mm
1800 x 69 x 25 Ø45mm



Mesh
800/900/1000/1200/1800 x 69 x 21mm
Ø45mm



Accessories

Flanges

The Tranquillity waste flange acts as an extra seal between the drain and your tiles.

- PVC leak control flange suitable for all Tranquillity channel drains and point drains
- It promotes adhesion to the waterproofing membrane
- Available in 2 sizes - 80mm and 100mm

Tile Flange
(for Tiled Shower
Installations)



80mm/100mm
FLC80/FLC100

Back to Wall Flange
(for Wedge tray
Installations)



80mm/100mm
BFLC80/BFLC100

Premium Tile Adhesive

Lightweight, high performance adhesive with high bond strength, high flexibility and suitable for use with Marmox shower bases.

- AS ISO 13007 Classification
- C1 Improved cementitious adhesive
- S2 Highly deformable (flexible)
- Extended open time (>30 mins)
- Fast setting/drying



Code: MPTA4

Washers & screws

Made of zinc coated metal for strong and safe mechanical fixing with screws.

Code: WASHERS 20 pcs/bag (screws included)



Code: WASHERS