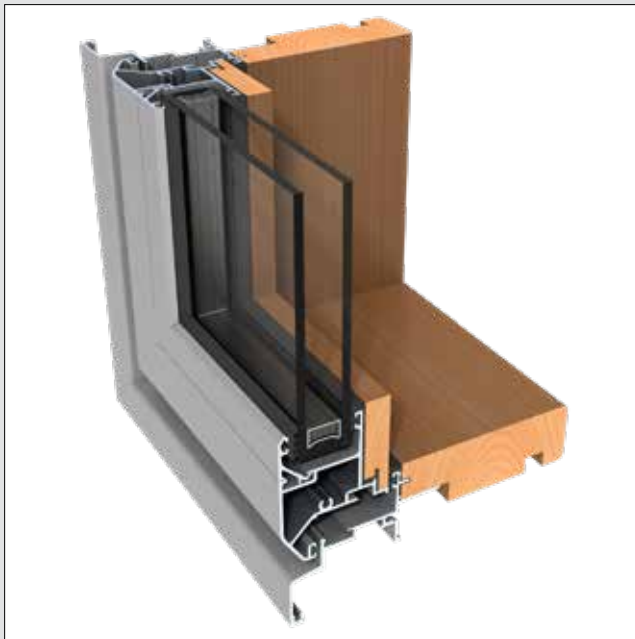



# Awning and Casement Windows



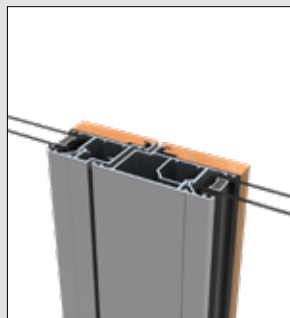
Smartwood window frame and sash.

## Key Features

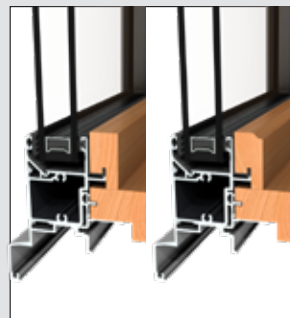
- Continuous sightlines are optional across awning, casements and adjoining fixed lights
- Generous 24mm weather cover on frame
- French casement pairs available using French door frame and rebated meeting stiles
- Four different size mullions are offered, all projecting internally.



Overlight transom and sash above.



French casement meeting stiles.



Timber profiles available - square edge and profiled.



Internal projecting Smartwood mullion.

## Specifications

### Dimensions

Awnings 1600mm high x 1000mm wide, casements 1600mm high x 800mm wide

### Maximum Glass Thickness

32mm IGU

### Thermal Values

U-value 5.938 R-value 0.168

### Performance

Tested to Very High wind zone

## Design Considerations

- Smartwood products need sealing after installation with an appropriate finish e.g. oiled, varnished, stained or painted - regular care and restoration recommended
- Awning windows provide good weather cover when open; casements less so
- Care needed if projecting on to walkways and decks
- Restrictor stays can limit opening in such situations
- Consider a horizontal sliding window to protect walkways
- Caution is required for the use of casements which open directly into prevailing winds.

