




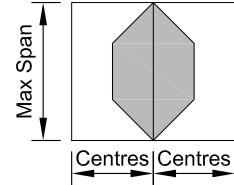
**VANTAGE THERMAL HEART
SLIDING WINDOW
SPAN TABLES**

CAD REF. VRTSW10-0

DATE
01.08.17

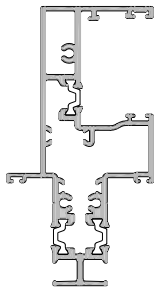
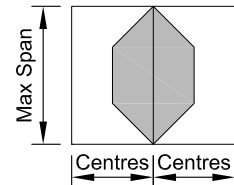
SCALE
NTS

**Extrusion: 65500/65420
Description: Interlocker Mullion & Stile**



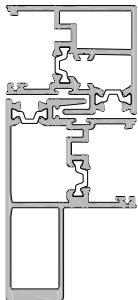
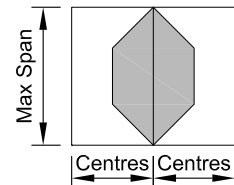
Centres	Spans for each wind zone				
	Low	Medium	High	Very High	Extra High
1000	2896	2640	2357	2175	NA
1100	2818	2571	2299	2124	NA
1200	2752	2513	2250	2082	NA
1300	2695	2464	2210	2048	NA
1400	2647	2423	2178	2021	NA
1500	2606	2389	2151	1999	NA
1600	2571	2360	2130	1983	NA
1700	2452	2337	2114	1971	NA
1800	2517	2319	2102	1964	NA
1900	2497	2304	2094	1960	NA
2000	2482	2294	2089	1960	NA

**Extrusion: 65440
Description: Three Panel Closer**



Centres	Spans for each wind zone				
	Low	Medium	High	Very High	Extra High
1000	3825*	3482	3073	2715	NA
1100	3715*	3384	2947	2608	NA
1200	3619*	3299	2481	2519	NA
1300	3537	3225	2752	2445	NA
1400	3464	3142	2676	2384	NA
1500	3400	3058	2612	2333	NA
1600	3343	2987	2559	2292	NA
1700	3294	2925	2514	2259	NA
1800	3250	2872	2478	2234	NA
1900	3203	2828	2449	2215	NA
2000	3152	2790	2427	2203	NA

**Extrusion: 65500/65510
Description: Reverse Interlocker & Interlocker**



Centres	Spans for each wind zone				
	Low	Medium	High	Very High	Extra High
1000	3367	3067	2735	2521	NA
1100	3273	2983	2663	2457	NA
1200	3192	2911	2602	2403	NA
1300	3121	2850	2550	2358	NA
1400	3060	2797	2506	2320	NA
1500	3007	2751	2469	2289	NA
1600	2961	2712	2438	2263	NA
1700	2921	2679	2413	2243	NA
1800	2887	2651	2392	2227	NA
1900	2858	2627	2376	2216	NA
2000	2833	2608	2363	2208	NA

Spans are the maximum calculated allowable, based on NZS4211:2008, which requires that the member deflection at serviceability wind pressure (SWP) shall not exceed 1/200 of the span. Spans with asterisk will meet requirements but will have a max deflection greater than 18mm. Hardware and componentry may further restrict the spans. For advice we recommend you contact APL Technical Advisory Service



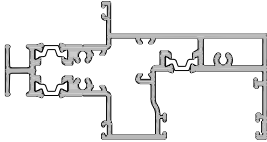
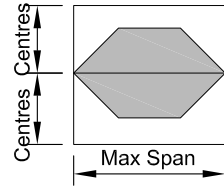
**VANTAGE THERMAL HEART
SLIDING WINDOW
SPAN TABLES**

CAD REF. VRTSW11-0

DATE
01.08.17

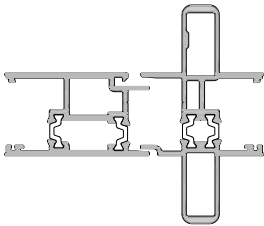
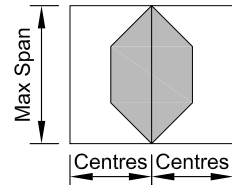
SCALE
NTS

**Extrusion: 65440
Description: Overlight Transom**



Centres	Spans for each wind zone				
	Low	Medium	High	Very High	Extra High
2000/500	3638*	3326	2893	2591	NA
2100/500	3606*	3302	2865	2572	NA
2200/500	3579	3279	2842	2558	NA
2300/500	3553	3259	2823	2547	NA
2400/500	3531	3241	2808	2540	NA

**Extrusion: 65530/65540
Description: Four Panel Closers**



Centres	Spans for each wind zone				
	Low	Medium	High	Very High	Extra High
1000	2960	2698	2408	2222	NA
1100	2880	2627	2348	2169	NA
1200	2812	2568	2298	2126	NA
1300	2753	2517	2257	2090	NA
1400	2703	2474	2222	2061	NA
1500	2661	2438	2194	2039	NA
1600	2624	2408	2172	2021	NA
1700	2593	2384	2154	2008	NA
1800	2568	2364	2141	1999	NA
1900	2546	2348	2132	1991	NA
2000	2529	2336	2126	1989	NA

Spans are the maximum calculated allowable, based on NZS4211:2008, which requires that the member deflection at serviceability wind pressure (SWP) shall not exceed 1/200 of the span. Spans with asterix will meet requirements but will have a max deflection greater than 18mm. Hardware and componentry may further restrict the spans. For advice we recommend you contact APL Technical Advisory Service