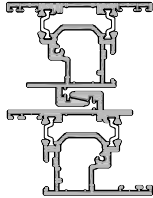
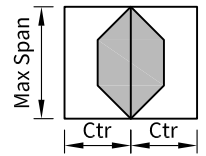
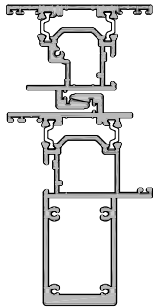
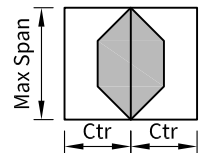


**Extrusion: 21450 / 21420
Description: Interlocker Stiles**



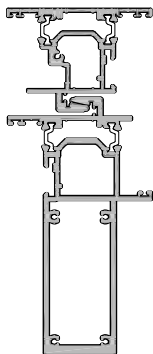
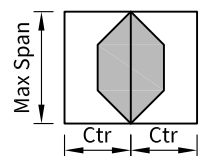
Centres	Spans for each wind zone				
	Low	Medium	High	Very High	Extra High
1000	2610	2381	2129	1966	1853
1100	2543	2322	2079	1924	1815
1200	2486	2273	2039	1889	1785
1300	2438	2233	2006	1862	1762
1400	2398	2199	1981	1842	1745
1500	2364	2172	1961	1826	1733
1600	2337	2150	1946	1816	1726
1700	2314	2133	1935	1810	1723
1800	2296	2120	1929	1808	1723
1900	2282	2112	1926	1808	1723
2000	2272	2107	1926	1808	1723

**Extrusion: 21450 / 21430
Description: Interlocker Box Stile**



Centres	Spans for each wind zone				
	Low	Medium	High	Very High	Extra High
1000	4214*	3834*	3415	3145	2955
1100	4091*	3724*	3319	3058	2875
1200	3984*	3628*	3236	2984	2807
1300	3890*	3546	3165	2920	2748
1400	3807*	3472	3102	2865	2698
1500	3734*	3408	3048	2817	2656
1600	3669*	3351	3001	2776	2605
1700	3611*	3302	2960	2742	2559
1800	3561	3258	2925	2712	2521
1900	3515	3219	2894	2687	2490
2000	3475	3186	2868	2661	2466

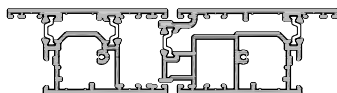
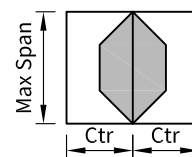
**Extrusion: 21450 / 27420
Description: Interlocker Box Stile Heavy Duty**



Centres	Spans for each wind zone				
	Low	Medium	High	Very High	Extra High
1000	5367*	4657*	3925*	3462	3156
1100	5127*	4452	3756*	3316	3026
1200	4920*	4275*	3611*	3192	2916
1300	4740*	4122*	3487	3086	2823
1400	4582*	3988*	3380	2996	2744
1500	4442*	3871*	3287	2919	2677
1600	4319*	3768*	3206	2852	2621
1700	4209*	3678*	3136	2796	2574
1800	4111*	3598	3075	2748	2535
1900	4024*	3528	3023	2708	2504
2000	3946*	3466	2979	2676	2479

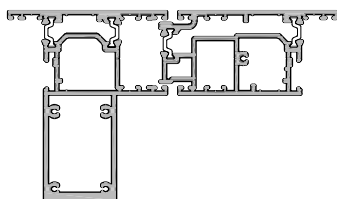
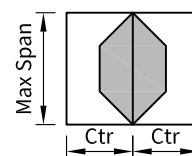
Spans are the maximum calculated allowable, based on NZS4211:2008, which requires that the member deflection at serviceability wind pressure (SWP) shall not exceed 1/200 of the span. Hardware and componentry may further restrict the spans. Spans with asterisk will meet code requirements but will have max deflection greater than 18mm. For advice we recommend you contact APL Technical Advisory Service

**Extrusion: 21480 / 21460
Description: Meeting Stile**



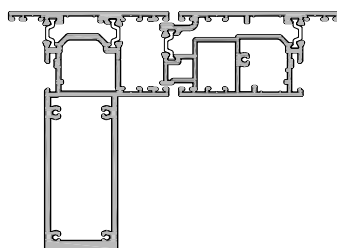
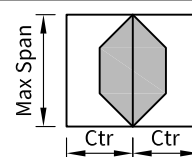
Centres	Spans for each wind zone				
	Low	Medium	High	Very High	Extra High
1000	2501	2282	2041	1886	1778
1100	2437	2227	1995	1847	1743
1200	2384	2181	1958	1815	1716
1300	2339	2144	1928	1791	1695
1400	2302	2113	1905	1773	1681
1500	2272	2088	1888	1760	1672
1600	2247	2069	1875	1752	1667
1700	2227	2055	1867	1749	1666
1800	2212	2045	1863	1748	1666
1900	2200	2039	1863	1748	1666
2000	2193	2036	1863	1748	1666

**Extrusion: 21520 / 21460
Description: Box Meeting Stile**



Centres	Spans for each wind zone				
	Low	Medium	High	Very High	Extra High
1000	4108*	3739*	3330	3067	2882
1100	3989*	3632*	3237	2983	2805
1200	3885*	3540	3157	2911	2739
1300	3794*	3459	3088	2850	2683
1400	3714*	3388	3028	2797	2635
1500	3643*	3326	2976	2751	2594
1600	3581	3272	2931	2712	2560
1700	3526	3224	2891	2679	2531
1800	3476	3182	2858	2651	2506
1900	3433	3145	2829	2627	2487
2000	3394	3113	2805	2608	2471

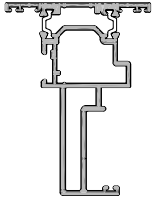
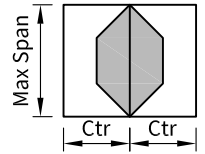
**Extrusion: 27520 / 21460
Description: Box Meeting Stile Heavy Duty**



Centres	Spans for each wind zone				
	Low	Medium	High	Very High	Extra High
1500	4373*	3986*	3559	3285	3092
1600	4292*	3915*	3499	3231	3028
1700	4220*	3851*	3445	3184	2965
1800	4155*	3795*	3398	3143	2911
1900	4096*	3744*	3356	3108	2865
2000	4043*	3698*	3319	3063	2826
2100	3996*	3658*	3287	3023	2794
2200	3953*	3622*	3259	2989	2768
2300	3915*	3591	3235	2960	2747
2400	3880*	3563	3214	2938	2732
2500	3850*	3538	3197	2920	2721

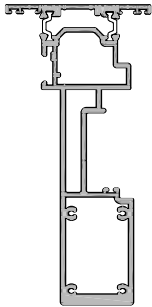
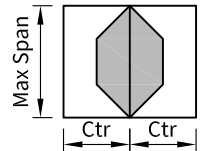
Spans are the maximum calculated allowable, based on NZS4211:2008, which requires that the member deflection at serviceability wind pressure (SWP) shall not exceed 1/200 of the span. Hardware and componentry may further restrict the spans. Spans with asterisk will meet code requirements but will have max deflection greater than 18mm. For advice we recommend you contact APL Technical Advisory Service

Extrusion: 21630
Description: Three Panel Jointer



Centres	Spans for each wind zone				
	Low	Medium	High	Very High	Extra High
1500	3082	2704	2320	2080	1925
1600	3009	2646	2279	2051	1904
1700	2946	2598	2247	2030	1890
1800	2893	2559	2222	2015	1883
1900	2848	2526	2204	2007	1881
2000	2810	2501	2192	2004	1881
2100	2778	2481	2186	2004	1881
2200	2753	2467	2184	2004	1881
2300	2733	2458	2184	2004	1881
2400	2718	2454	2184	2004	1881
2500	2708	2453	2184	2004	1881

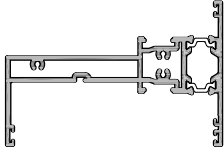
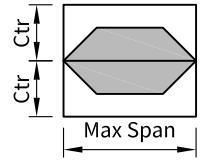
Extrusion: 21640
Description: Three Panel Jointer Heavy Duty



Centres	Spans for each wind zone				
	Low	Medium	High	Very High	Extra High
1500	5039*	4589*	4092*	3630*	3320
1600	4942*	4504*	3991*	3536	3238
1700	4855*	4426*	3893*	3454	3166
1800	4776*	4357*	3805*	3382	3105
1900	4705*	4294*	3728*	3319	3051
2000	4639*	4237*	3660*	3264	3006
2100	4580*	4185*	3600	3217	2967
2200	4526*	4139*	3547	3176	2935
2300	4477*	4077*	3500	3142	2909
2400	4432*	4020*	3460	3113	2888
2500	4391*	3969*	3426	3089	2871

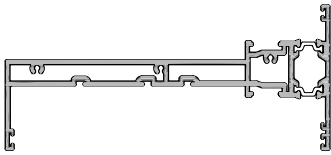
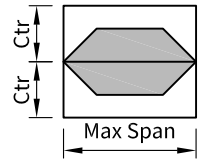
Spans are the maximum calculated allowable, based on NZS4211:2008, which requires that the member deflection at serviceability wind pressure (SWP) shall not exceed 1/200 of the span. Hardware and componentry may further restrict the spans. Spans with asterisk will meet code requirements but will have max deflection greater than 18mm. For advice we recommend you contact APL Technical Advisory Service

Extrusion: 21500
Description: Overlight Slider Transom



Centres	Spans for each wind zone				
	Low	Medium	High	Very High	Extra High
600/2200	3622*	3278	2822	2539	2356
600/2300	3597	3248	2804	2530	2353
600/2400	3575	3222	2790	2524	2352
600/2500	3555	3200	2780	2522	2352
600/2600	3538	3182	2773	2522	2352

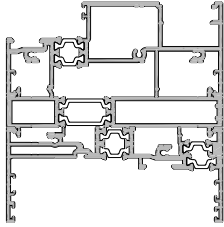
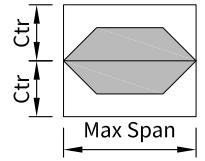
Extrusion: 21510
Description: Overlight Stacker Transom



Centres	Spans for each wind zone				
	Low	Medium	High	Very High	Extra High
600/2200	5097*	4547*	3869*	3444	3166
600/2300	5050*	4487*	3825*	3410	3139
600/2400	5007*	4432*	3785*	3380	3116
600/2500	4966*	4382*	3749*	3354	3097
600/2600	4929*	4337*	3718*	3332	3081

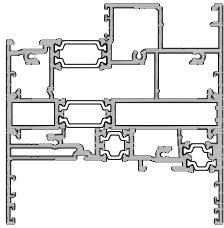
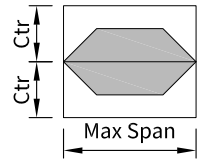
Spans are the maximum calculated allowable, based on NZS4211:2008, which requires that the member deflection at serviceability wind pressure (SWP) shall not exceed 1/200 of the span. Hardware and componentry may further restrict the spans. Spans with asterisk will meet code requirements but will have max deflection greater than 18mm. For advice we recommend you contact APL Technical Advisory Service

Extrusion: 27050 / 27770 / 27100
Description: Overlight Box Coupling to 44mm Window



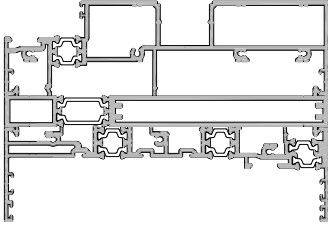
Centres	Spans for each wind zone				
	Low	Medium	High	Very High	Extra High
600/2200	4507*	4116*	3685*	3410	3217
600/2300	4468*	4084*	3660*	3388	3198
600/2400	4433*	4054*	3636*	3369	3183
600/2500	4401*	4027*	3616*	3353	3169
600/2600	4371*	4002*	3597	3339	3158

Extrusion: 28050 / 27770 / 27100
Description: Overlight Box Coupling to 56mm Window

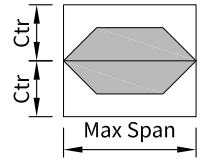


Centres	Spans for each wind zone				
	Low	Medium	High	Very High	Extra High
600/2200	4477*	4090*	3662*	3388	3197
600/2300	4439*	4057*	3636*	3367	3179
600/2400	4405*	4028*	3614*	3349	3163
600/2500	4372*	4002*	3593	3333	3150
600/2600	4343*	3977*	3575	3319	3140

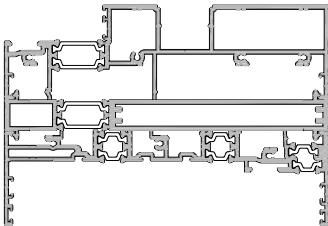
Spans are the maximum calculated allowable, based on NZS4211:2008, which requires that the member deflection at serviceability wind pressure (SWP) shall not exceed 1/200 of the span. Hardware and componentry may further restrict the spans. Spans with asterisk will meet code requirements but will have max deflection greater than 18mm. For advice we recommend you contact APL Technical Advisory Service



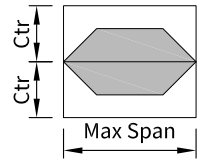
Extrusion: 27150 / 28770 / 27080
Description: Overlight Box Coupling to 44mm Window



Centres	Spans for each wind zone				
	Low	Medium	High	Very High	Extra High
600/2200	6000*	5869*	5234*	4826*	4540*
600/2300	6000*	5812*	5186*	4783*	4501*
600/2400	6000*	5758*	5140*	4744*	4465*
600/2500	6000*	5708*	5098*	4707*	4414*
600/2600	6000*	5660*	5059*	4673*	4368*



Extrusion: 28150 / 28770 / 27080
Description: Overlight Box Coupling to 56mm Window



Centres	Spans for each wind zone				
	Low	Medium	High	Very High	Extra High
600/2200	6000*	5818*	5189*	4785*	4497*
600/2300	6000*	5761*	5141*	4743*	4438*
600/2400	6000*	5708*	5096*	4703*	4385*
600/2500	6000*	5658*	5055*	4667*	4336*
600/2600	6000*	5612*	5016*	4634*	4291*

Spans are the maximum calculated allowable, based on NZS4211:2008, which requires that the member deflection at serviceability wind pressure (SWP) shall not exceed 1/200 of the span. Hardware and componentry may further restrict the spans. Spans with asterisk will meet code requirements but will have max deflection greater than 18mm. For advice we recommend you contact APL Technical Advisory Service