



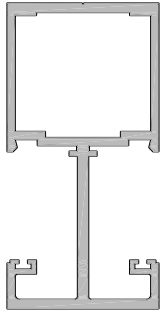
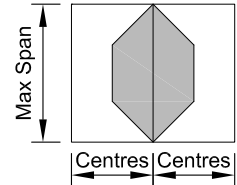
**CURTAIN WALL  
SPAN TABLES**

CAD REF. VCCW02-0

DATE  
01.06.11


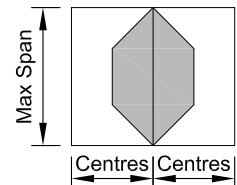
SCALE  
NTS

**Extrusion: 08070  
Description: 100mm Mullion**



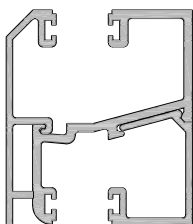
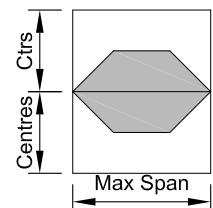
Centres	Spans for each wind zone			
	Low	Medium	High	Very High
800	4335	3948	3508	3230
900	4173	3801	3379	3112
1000	4035	3676	3269	3012
1100	3914	3567	3174	2925
1200	3808	3471	3090	2849
1300	3713	3386	3016	2781
1400	3628	3310	2949	2721
1500	3552	3241	2889	2667
1600	3482	3179	2835	2618
1700	3419	3122	2786	2573
1800	3360	3070	2740	2533

**Extrusion: 08078  
Description: 150mm Mullion**



Centres	Spans for each wind zone			
	Low	Medium	High	Very High
800	6137	5586	4959	4562
900	5905	5375	4773	4391
1000	5705	5193	4613	4245
1100	5530	5035	4473	4117
1200	5376	4896	4350	4005
1300	5239	4771	4241	3905
1400	5115	4659	4142	3815
1500	5003	4558	4053	3734
1600	4901	4466	3973	3660
1700	4807	4381	3898	3593
1800	4721	4304	3830	3531

**Extrusion: 08073 / 08074 / 08075  
Description: Transom**



Centres	Spans for each wind zone			
	Low	Medium	High	Very High
800	1763	1612	1377	1231
900	1708	1546	1329	1194
1000	1661	1497	1296	1172
1100	1622	1462	1276	1162
1200	1588	1439	1266	1160
1300	1559	1425	1264	1155
1400	1533	1415	1259	1150
1500	1511	1413	1254	1145
1600	1509	1408	1249	1140
1700	1504	1403	1244	1135
1800	1499	1398	1239	1130

Spans are the maximum calculated allowable, based on NZS4211:2008, which requires that the member deflection at serviceability wind pressure (SWP) shall not exceed 1/200 of the span. Hardware and componentry may further restrict the spans. For advice we recommend you contact APL Technical Advisory Service