



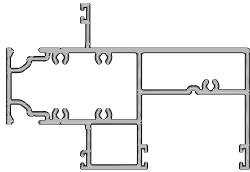
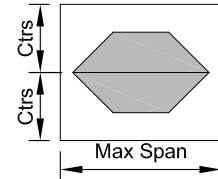
# SLIDEMASTER SLIDING WINDOW SPAN TABLES

CAD REF. VSWST01-0

DATE  
01.04.19

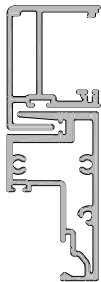
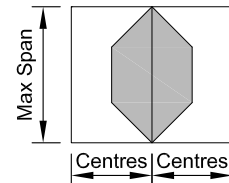
SCALE  
NTS

**Extrusion: 02765**  
**Description: Overlight Transom**



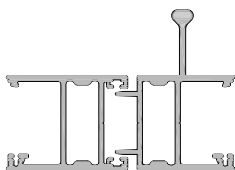
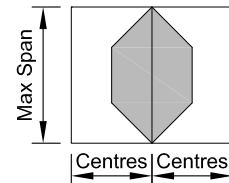
Centres	Spans for each wind zone				
	Low	Medium	High	Very High	Extra High
2000/500	3219	2950	2641	2374	2201
2100/500	3195	2931	2621	2363	2196
2200/500	3174	2915	2605	2355	2195
2300/500	3156	2901	2593	2351	2195
2400/500	3141	2890	2585	2351	2195

**Extrusion: 02722/02767**  
**Description: Interlocker Mullion**



Centres	Spans for each wind zone				
	Low	Medium	High	Very High	Extra High
600	2605	2370	2110	1943	1826
700	2483	2261	2016	1858	1747
800	2386	2175	1941	1791	1686
900	2307	2105	1882	1739	1638
1000	2241	2048	1834	1698	1586
1100	2188	2002	1797	1666	1545
1200	2144	1964	1767	1637	1516
1300	2107	1934	1745	1611	1497
1400	2078	1911	1729	1594	1487
1500	2055	1893	1718	1585	1485
1600	2037	1881	1711	1582	1485

**Extrusion: 02731/02732**  
**Description: Four Panel Jointer**



Centres	Spans for each wind zone				
	Low	Medium	High	Very High	Extra High
500	2742	2494	2218	2041	1916
600	2588	2354	2096	1930	1813
700	2467	2246	2002	1845	1735
800	2370	2160	1928	1779	1674
900	2292	2091	1870	1728	1628
1000	2227	2035	1823	1687	1592
1100	2174	1989	1786	1656	1565
1200	2130	1952	1757	1632	1545
1300	2094	1923	1735	1615	1531
1400	2065	1900	1719	1604	1524
1500	2042	1883	1708	1596	1520

Spans are the maximum calculated allowable, based on NZS4211:2008, which requires that the member deflection at serviceability wind pressure (SWP) shall not exceed 1/200 of the span. Hardware and componentry may further restrict the spans. For advice we recommend you contact APL Technical Advisory Service



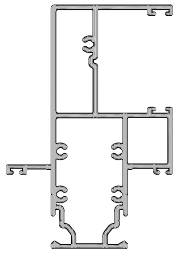
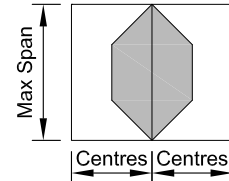
# SLIDEMASTER SLIDING WINDOW SPAN TABLES

CAD REF. VSWST02-0

DATE  
01.04.19

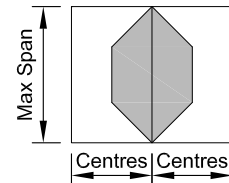
SCALE  
1:2

## Extrusion: 02765 Description: Three Panel Jointer



Centres	Spans for each wind zone				
	Low	Medium	High	Very High	Extra High
500	4194*	3812*	3389	3116	2924
600	3952*	3593	3195	2938	2758
700	3760*	3419	3042	2799	2624
800	3603*	3278	2918	2687	2469
900	3473	3161	2816	2569	2345
1000	3362	3063	2731	2455	2245
1100	3268	2979	2659	2362	2164
1200	3187	2907	2573	2286	2098
1300	3117	2846	2497	2224	2045
1400	3056	2793	2433	2173	2004
1500	3003	2748	2380	2132	1972

## Extrusion: 02722/02723 Description: Interlocker Stile



Centres	Spans for each wind zone				
	Low	Medium	High	Very High	Extra High
500	4133*	3756*	3340	3071	2881
600	3894*	3541	3149	2896	2718
700	3705*	3370	2998	2759	2591
800	3551	3231	2876	2648	2488
900	3423	3116	2776	2558	2404
1000	3315	3019	2692	2482	2335
1100	3222	2937	2622	2420	2278
1200	3143	2867	2562	2367	2230
1300	3074	2807	2512	2323	2182
1400	3014	2755	2469	2287	2134
1500	2962	2711	2433	2256	2095

Spans are the maximum calculated allowable, based on NZS4211:2008, which requires that the member deflection at serviceability wind pressure (SWP) shall not exceed 1/200 of the span. Hardware and componentry may further restrict the spans. Spans with asterisk will meet code requirements but will have max deflection greater than 18mm. For advice we recommend you contact APL Technical Advisory Service



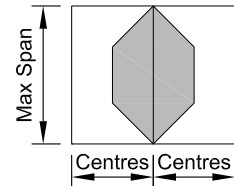
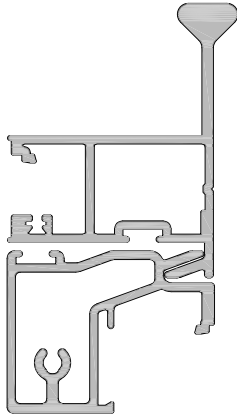
# SLIMLINE SLIDING WINDOW SPAN TABLES

CAD REF. VSLST01-0

DATE  
01.04.19

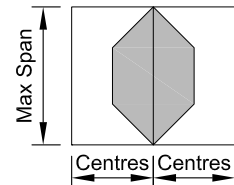
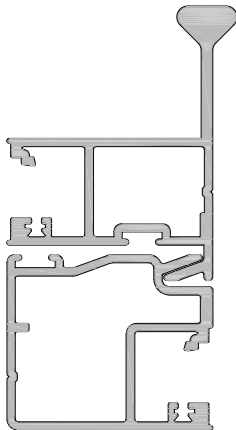
SCALE  
NTS

## Extrusion: 01684/01681 Description: Interlocker Mullion & Stile



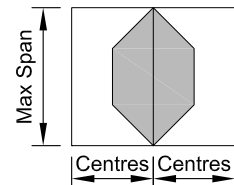
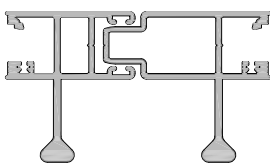
Centres	Spans for each wind zone				
	Low	Medium	High	Very High	Extra High
500	2298	2091	1861	1713	NA
600	2171	1977	1762	1624	NA
700	2073	1890	1687	1556	NA
800	1996	1821	1629	1505	NA
900	1934	1767	1584	1467	NA
1000	1884	1725	1550	1439	NA
1100	1844	1692	1525	1419	NA
1200	1813	1667	1507	1405	NA
1300	1789	1649	1495	1398	NA
1400	1771	1636	1489	1396	NA
1500	1759	1629	1487	1396	NA

## Extrusion: 01684/01685 Description: Interlocker Stiles



Centres	Spans for each wind zone				
	Low	Medium	High	Very High	Extra High
500	2419	2200	1958	1802	NA
600	2284	2080	1853	1707	NA
700	2180	1986	1772	1635	NA
800	2097	1913	1710	1580	NA
900	2031	1855	1662	1538	NA
1000	1977	1809	1624	1506	NA
1100	1934	1772	1595	1483	NA
1200	1899	1744	1574	1466	NA
1300	1872	1723	1560	1456	NA
1400	1851	1707	1551	1452	NA
1500	1835	1697	1547	1451	NA

## Extrusion: 01667/01666 Description: Four Panel Meeting Stiles



Centres	Spans for each wind zone				
	Low	Medium	High	Very High	Extra High
500	2401	2184	1944	1789	NA
600	2267	2064	1839	1694	NA
700	2164	1972	1759	1623	NA
800	2082	1899	1698	1568	NA
900	2016	1842	1650	1527	NA
1000	1963	1796	1613	1496	NA
1100	1920	1760	1585	1473	NA
1200	1886	1732	1564	1457	NA
1300	1859	1711	1550	1448	NA
1400	1838	1696	1541	1443	NA
1500	1823	1687	1538	1443	NA

Spans are the maximum calculated allowable, based on NZS4211:2008, which requires that the member deflection at serviceability wind pressure (SWP) shall not exceed 1/200 of the span. Hardware and componentry may further restrict the spans. Spans with asterix will meet code requirements but will have max deflection greater than 18mm. For advice we recommend you contact APL Technical Advisory Service



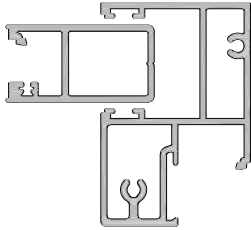
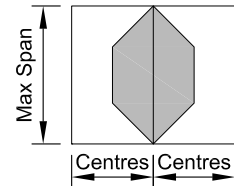
# SLIMLINE SLIDING WINDOW SPAN TABLES

CAD REF. VSLST02-0

DATE  
01.04.19

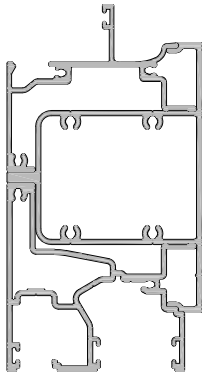
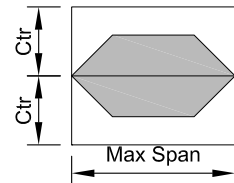
SCALE  
1:2

## Extrusion: 01665/01682 Description: Three Panel Joints & Stile



Centres	Spans for each wind zone				
	Low	Medium	High	Very High	Extra High
500	2609	2373	2111	1943	NA
600	2463	2241	1996	1838	NA
700	2349	2139	1907	1759	NA
800	2258	2058	1838	1697	NA
900	2184	1994	1784	1649	NA
1000	2124	1941	1741	1612	NA
1100	2075	1900	1707	1584	NA
1200	2035	1866	1681	1564	NA
1300	2002	1840	1662	1549	NA
1400	1976	1820	1649	1541	NA
1500	1957	1806	1641	1537	NA

## Extrusion: 05145/05410/01631 Description: Coupled Overlight



Centres	Spans for each wind zone				
	Low	Medium	High	Very High	Extra High
1000/400	3472	3160	2814	2592	NA
1100/400	3401	3097	2760	2544	NA
1200/400	3337	3041	2712	2502	NA
1300/400	3281	2991	2671	2465	NA
1400/400	3230	2947	2634	2434	NA
1500/400	3185	2908	2602	2407	NA

Spans are the maximum calculated allowable, based on NZS4211:2008, which requires that the member deflection at serviceability wind pressure (SWP) shall not exceed 1/200 of the span. Hardware and componentry may further restrict the spans. Spans with asterix will meet code requirements but will have max deflection greater than 18mm. For advice we recommend you contact APL Technical Advisory Service